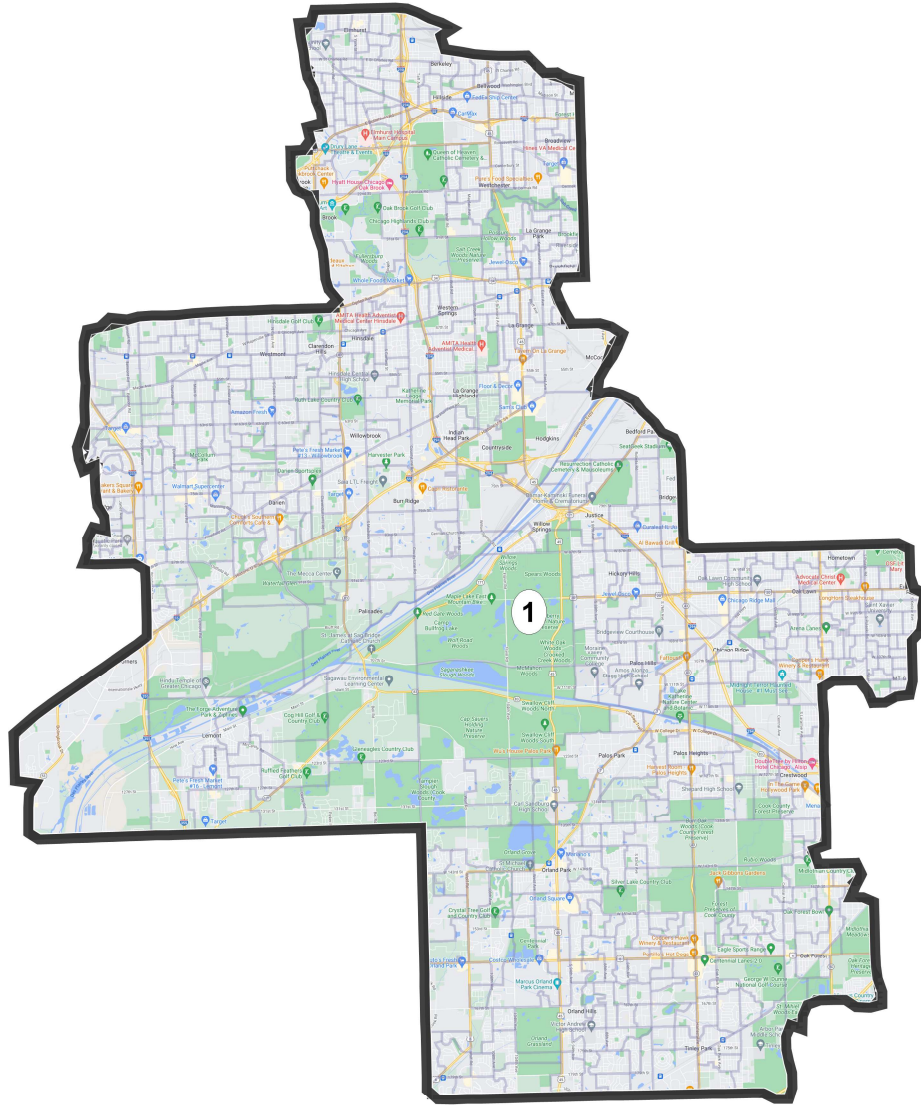
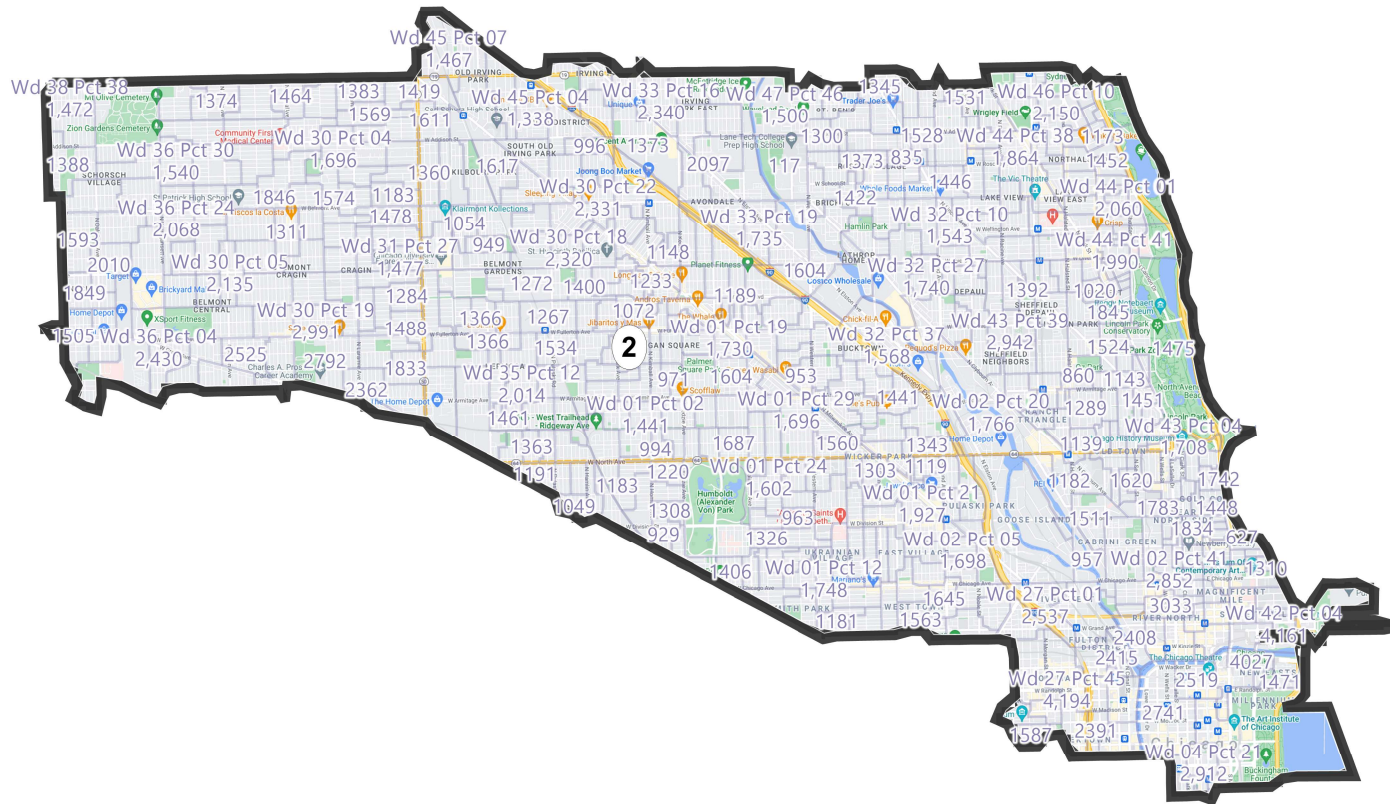


District: 1



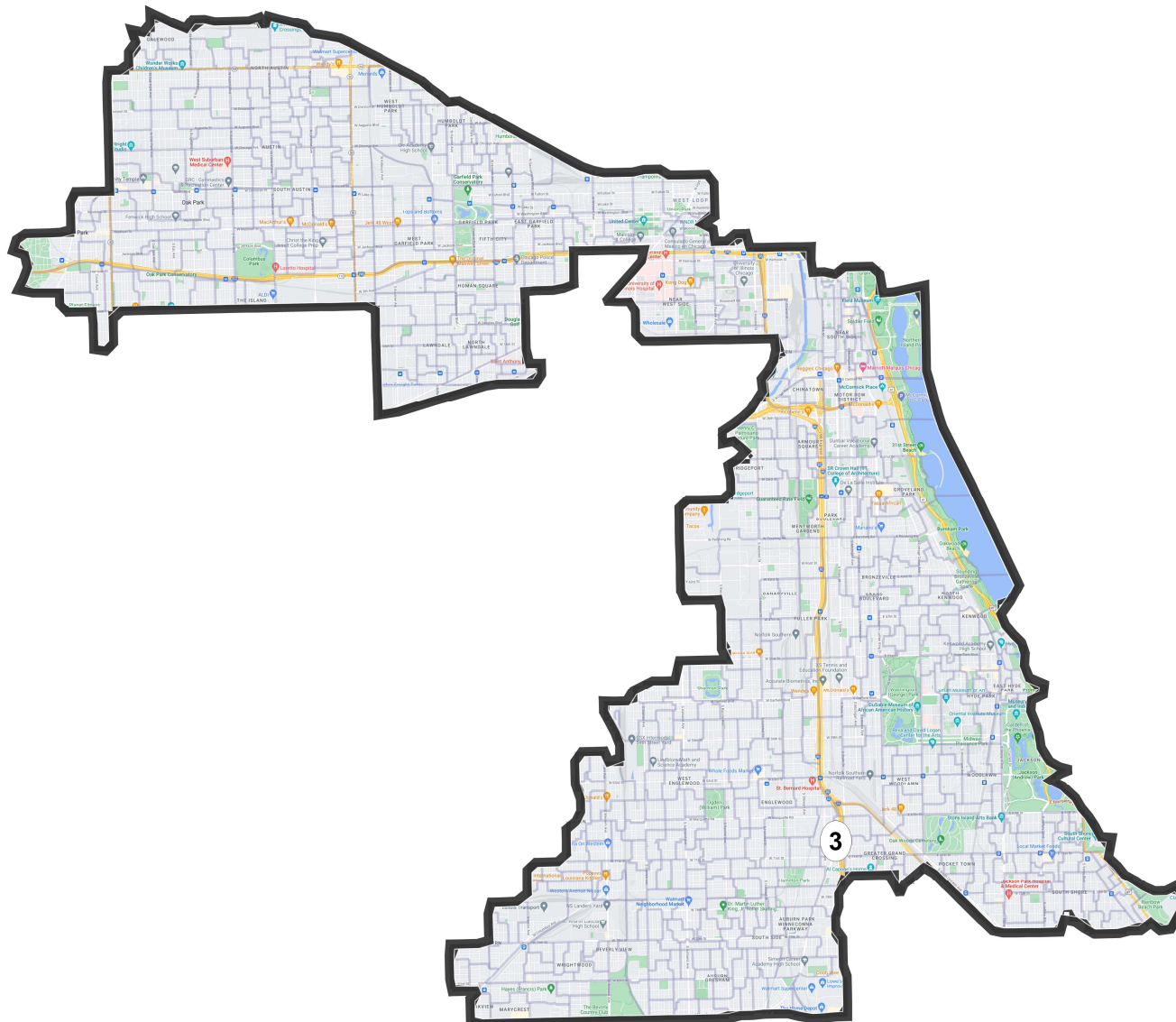
Field	Value
District	1
Population	753678
Deviation	1
% Deviation	0%
Alternate Schwartzberg	1.82
Polsby Popper	0.3
Perimeter	105.28
Reock	0.49
18+_AP_Wht	473626
% 18+_AP_Wht	62.84%
18+_AP_BlK	58116
% 18+_AP_BlK	7.71%
18+_AP_Ind	7785
% 18+_AP_Ind	1.03%
18+_AP_Asn	33153
% 18+_AP_Asn	4.4%
18+_AP_Hwn	565
% 18+_AP_Hwn	0.07%
18+_AP_Oth	57966
% 18+_AP_Oth	7.69%
H18+_Pop	68906
% H18+_Pop	9.14%
D 20_Pres	219901.90
% D 20_Pres	40.62%
R 20_Pres	167880.15
% R 20_Pres	31.01%
NH White CVAP 19	408388.28
% NH White CVAP 19	75.44%
NH Black CVAP 19	55847.83
% NH Black CVAP 19	10.32%
NH Asian CVAP 19	25510.56
% NH Asian CVAP 19	4.71%
NH CVAP 19	491487.86
% NH CVAP 19	90.79%
H CVAP 19	49756.44
% H CVAP 19	9.19%
Total CVAP 19	541357.97
% Total CVAP 19	71.83%
White	543794
% White	72.15%
Black	69465
% Black	9.22%
AmIndian	3286
% AmIndian	0.44%
Asian	37145
% Asian	4.93%

District: 2



Field	Value
District	2
Population	753678
Deviation	1
% Deviation	0%
Alternate Schwartzberg	1.86
Polsby Popper	0.29
Perimeter	38.55
Reock	0.33
18+_AP_Wht	453055
% 18+_AP_Wht	60.11%
18+_AP_BlK	40264
% 18+_AP_BlK	5.34%
18+_AP_Ind	14601
% 18+_AP_Ind	1.94%
18+_AP_Asn	55457
% 18+_AP_Asn	7.36%
18+_AP_Hwn	1054
% 18+_AP_Hwn	0.14%
18+_AP_Oth	145056
% 18+_AP_Oth	19.25%
H18+_Pop	177943
% H18+_Pop	23.61%
D 20_Pres	285745.86
% D 20_Pres	54.07%
R 20_Pres	55973.50
% R 20_Pres	10.59%
NH White CVAP 19	333722.92
% NH White CVAP 19	63.14%
NH Black CVAP 19	30607.48
% NH Black CVAP 19	5.79%
NH Asian CVAP 19	33492.41
% NH Asian CVAP 19	6.34%
NH CVAP 19	401668.18
% NH CVAP 19	76%
H CVAP 19	126907.61
% H CVAP 19	24.01%
Total CVAP 19	528519.24
% Total CVAP 19	70.13%
White	439516

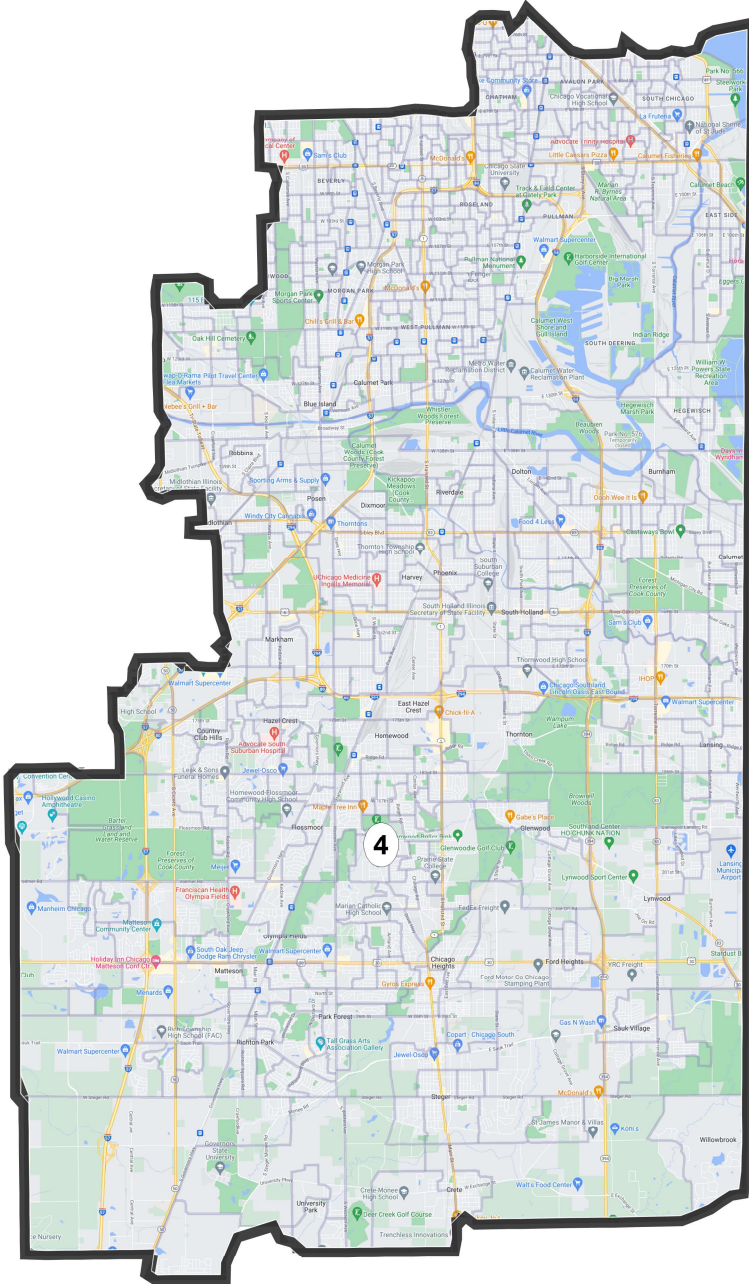
District: 3



©2021 CALIPER

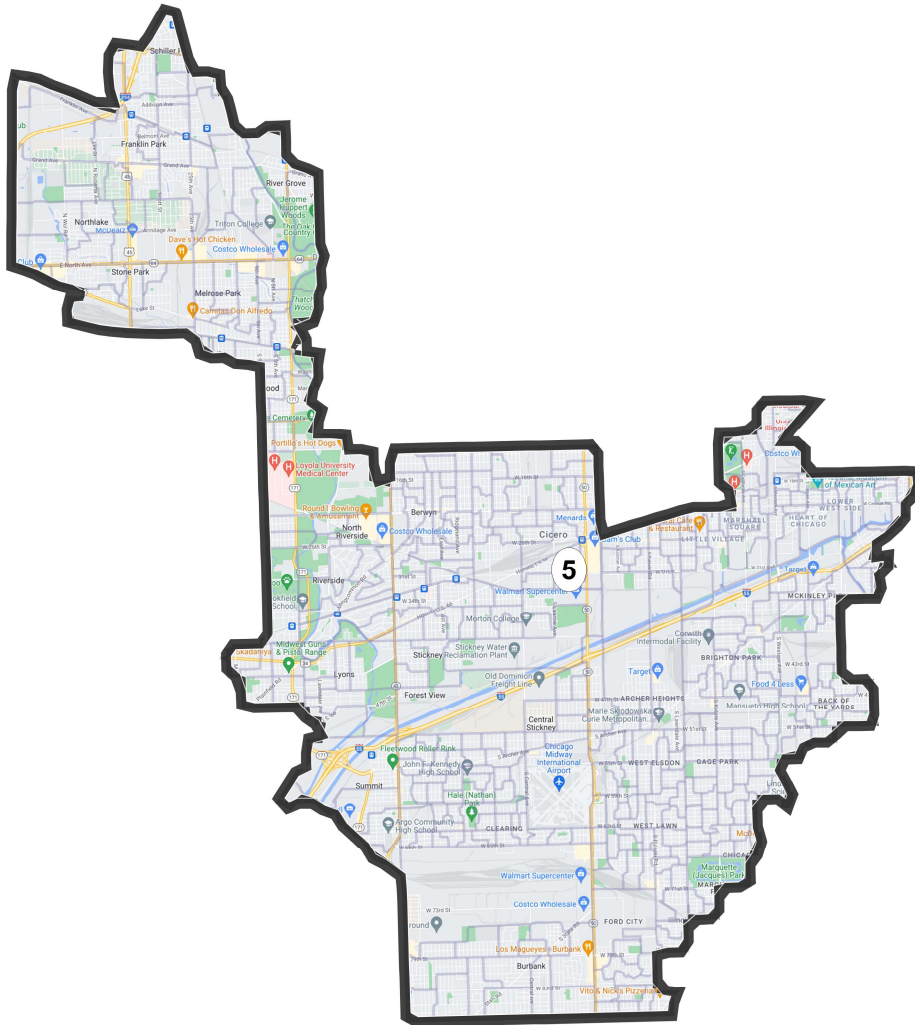
Field	Value
District	3
Population	753678
Deviation	1
% Deviation	0%
Alternate Schwartzberg	2.62
Polsby Popper	0.15
Perimeter	75.54
Reock	0.28
18+_AP_Wht	132162
% 18+_AP_Wht	17.54%
18+_AP_BlK	379117
% 18+_AP_BlK	50.3%
18+_AP_Ind	8330
% 18+_AP_Ind	1.11%
18+_AP_Asn	48472
% 18+_AP_Asn	6.43%
18+_AP_Hwn	757
% 18+_AP_Hwn	0.1%
18+_AP_Oth	55685
% 18+_AP_Oth	7.39%
H18+_Pop	66342
% H18+_Pop	8.8%
D 20_Pres	275173.88
% D 20_Pres	53.14%
R 20_Pres	23904.34
% R 20_Pres	4.62%
NH White CVAP 19	97840.08
% NH White CVAP 19	18.89%
NH Black CVAP 19	355502.58
% NH Black CVAP 19	68.65%
NH Asian CVAP 19	25367.53
% NH Asian CVAP 19	4.9%
NH CVAP 19	482856.81
% NH CVAP 19	93.24%
H CVAP 19	35049.69
% H CVAP 19	6.77%
Total CVAP 19	517842.12
% Total CVAP 19	68.71%
White	126304

District: 4



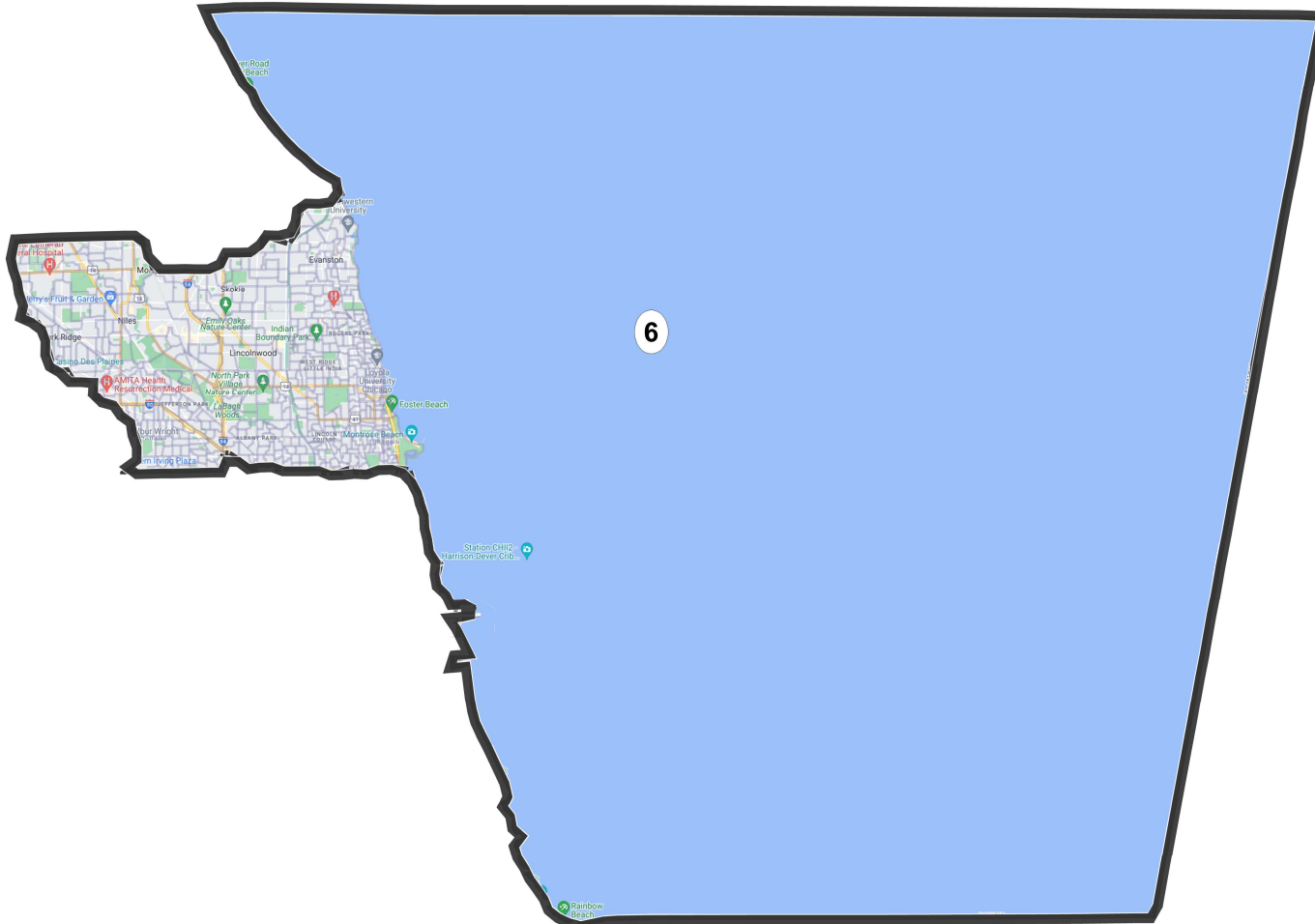
Field	Value
District	4
Population	753678
Deviation	1
% Deviation	0%
Alternate Schwartzberg	1.53
Polsby Popper	0.43
Perimeter	86.39
Reock	0.45
18+_AP_Wht	141955
% 18+_AP_Wht	18.83%
18+_AP_BlK	393312
% 18+_AP_BlK	52.19%
18+_AP_Ind	9600
% 18+_AP_Ind	1.27%
18+_AP_Asn	5360
% 18+_AP_Asn	0.71%
18+_AP_Hwn	619
% 18+_AP_Hwn	0.08%
18+_AP_Oth	70334
% 18+_AP_Oth	9.33%
H18+_Pop	83856
% H18+_Pop	11.13%
D 20_Pres	298281.29
% D 20_Pres	52.88%
R 20_Pres	44952.91
% R 20_Pres	7.97%
NH White CVAP 19	114555.15
% NH White CVAP 19	20.31%
NH Black CVAP 19	385927.18
% NH Black CVAP 19	68.42%
NH Asian CVAP 19	3528.80
% NH Asian CVAP 19	0.63%
NH CVAP 19	508361.28
% NH CVAP 19	90.13%
H CVAP 19	55691.35
% H CVAP 19	9.87%
Total CVAP 19	564044.29
% Total CVAP 19	74.84%
White	131798
% White	17.49%
Black	495182
% Black	65.7%
AmIndian	4515
% AmIndian	0.6%
Asian	4521
% Asian	0.6%

District: 5



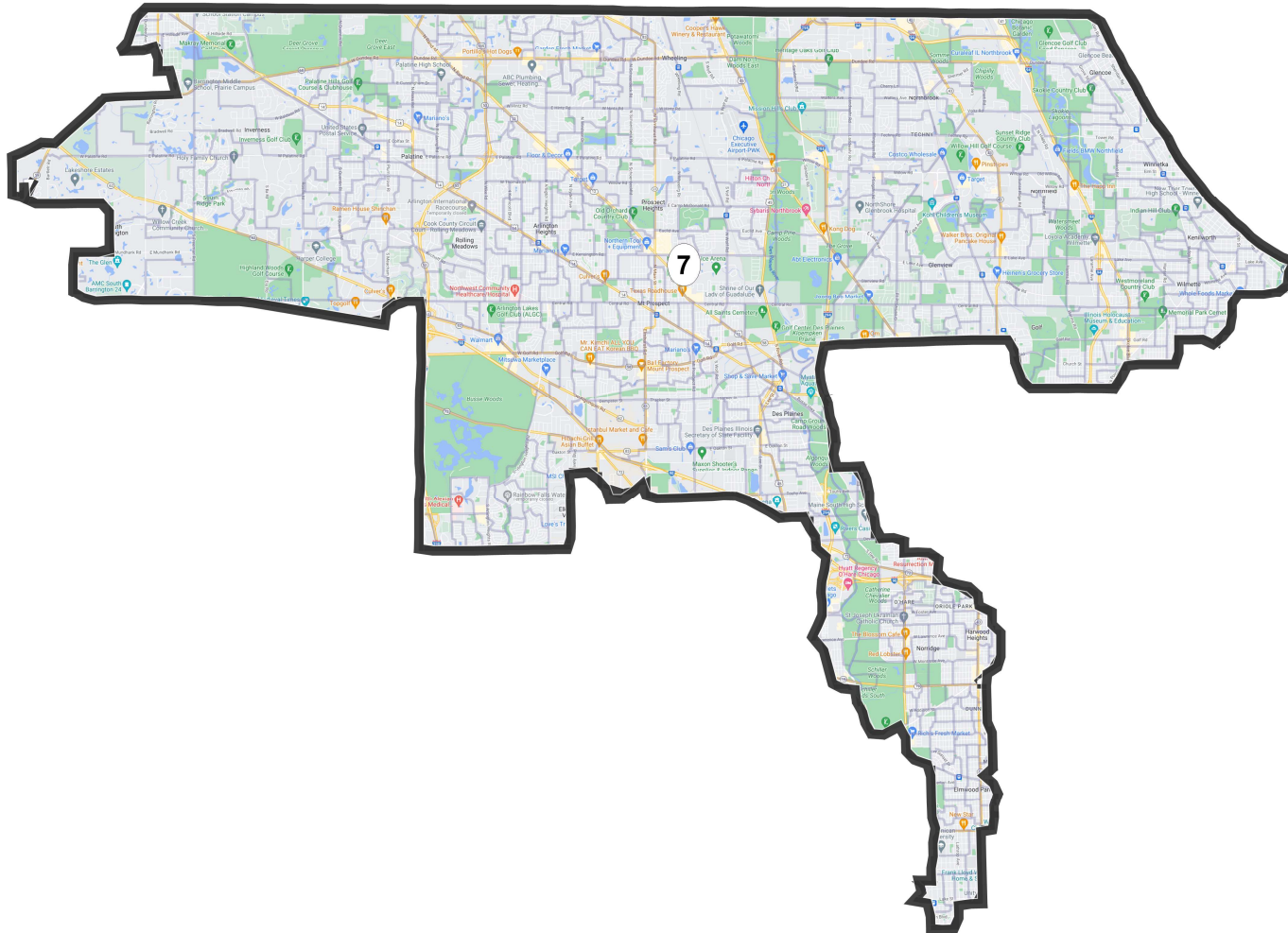
Field	Value
District	5
Population	753677
Deviation	0
% Deviation	0%
Alternate Schwartzberg	2.25
Polsby Popper	0.2
Perimeter	74.9
Reock	0.34
18+_AP_Wht	275825
% 18+_AP_Wht	36.6%
18+_AP_BlK	44854
% 18+_AP_BlK	5.95%
18+_AP_Ind	28627
% 18+_AP_Ind	3.8%
18+_AP_Asn	22506
% 18+_AP_Asn	2.99%
18+_AP_Hwn	689
% 18+_AP_Hwn	0.09%
18+_AP_Oth	309500
% 18+_AP_Oth	41.07%
H18+_Pop	377139
% H18+_Pop	50.04%
D 20_Pres	168733.07
% D 20_Pres	41.27%
R 20_Pres	56057.64
% R 20_Pres	13.71%
NH White CVAP 19	122832.71
% NH White CVAP 19	30.05%
NH Black CVAP 19	42797.99
% NH Black CVAP 19	10.47%
NH Asian CVAP 19	13750.47
% NH Asian CVAP 19	3.36%
NH CVAP 19	181089.37
% NH CVAP 19	44.3%
H CVAP 19	227690.40
% H CVAP 19	55.7%
Total CVAP 19	408809.05
% Total CVAP 19	54.24%
White	213373
% White	28.31%
Black	51585
% Black	6.84%
AmIndian	22868
% AmIndian	3.03%
Asian	24822
% Asian	3.29%

District: 6



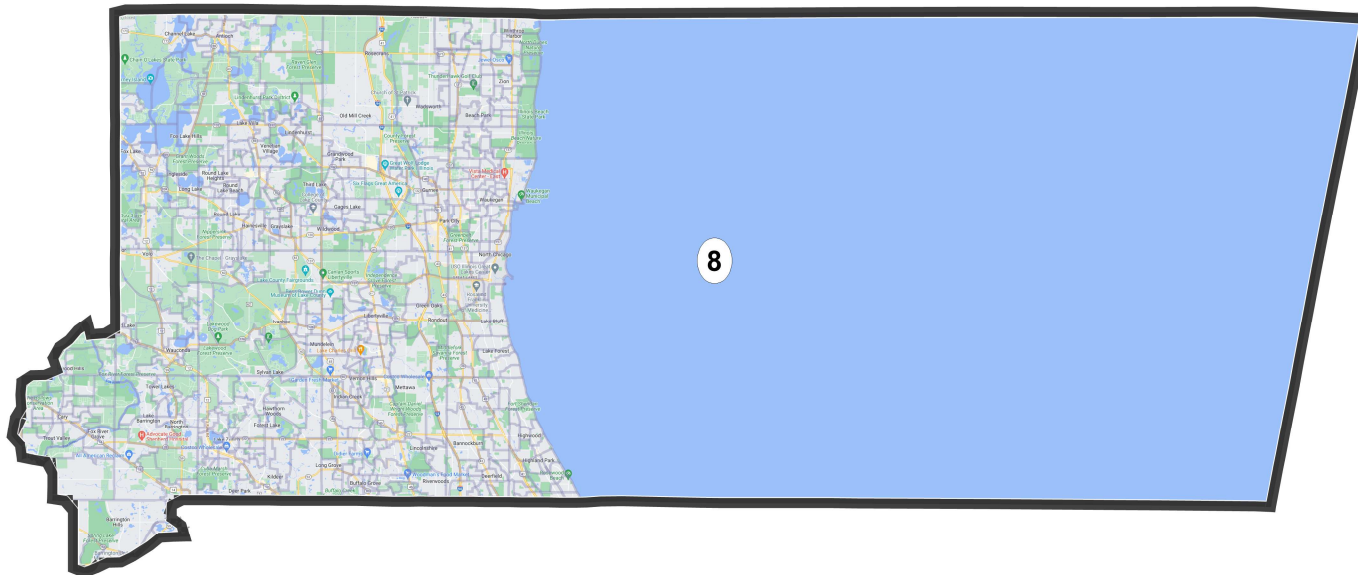
Field	Value
District	6
Population	753676
Deviation	-1
% Deviation	-0%
Alternate Schwartzberg	1.5
Polsby Popper	0.45
Perimeter	144.29
Reock	0.53
18+_AP_Wht	401769
% 18+_AP_Wht	53.31%
18+_AP_BlK	63373
% 18+_AP_BlK	8.41%
18+_AP_Ind	11843
% 18+_AP_Ind	1.57%
18+_AP_Asn	101367
% 18+_AP_Asn	13.45%
18+_AP_Hwn	972
% 18+_AP_Hwn	0.13%
18+_AP_Oth	88625
% 18+_AP_Oth	11.76%
H18+_Pop	104726
% H18+_Pop	13.9%
D 20_Pres	266720.41
% D 20_Pres	51.58%
R 20_Pres	83874.07
% R 20_Pres	16.22%
NH White CVAP 19	327385.93
% NH White CVAP 19	63.31%
NH Black CVAP 19	47478.60
% NH Black CVAP 19	9.18%
NH Asian CVAP 19	67230.93
% NH Asian CVAP 19	13%
NH CVAP 19	446421.13
% NH CVAP 19	86.33%
H CVAP 19	70639.03
% H CVAP 19	13.66%
Total CVAP 19	517086.91
% Total CVAP 19	68.61%
White	421837

District: 7



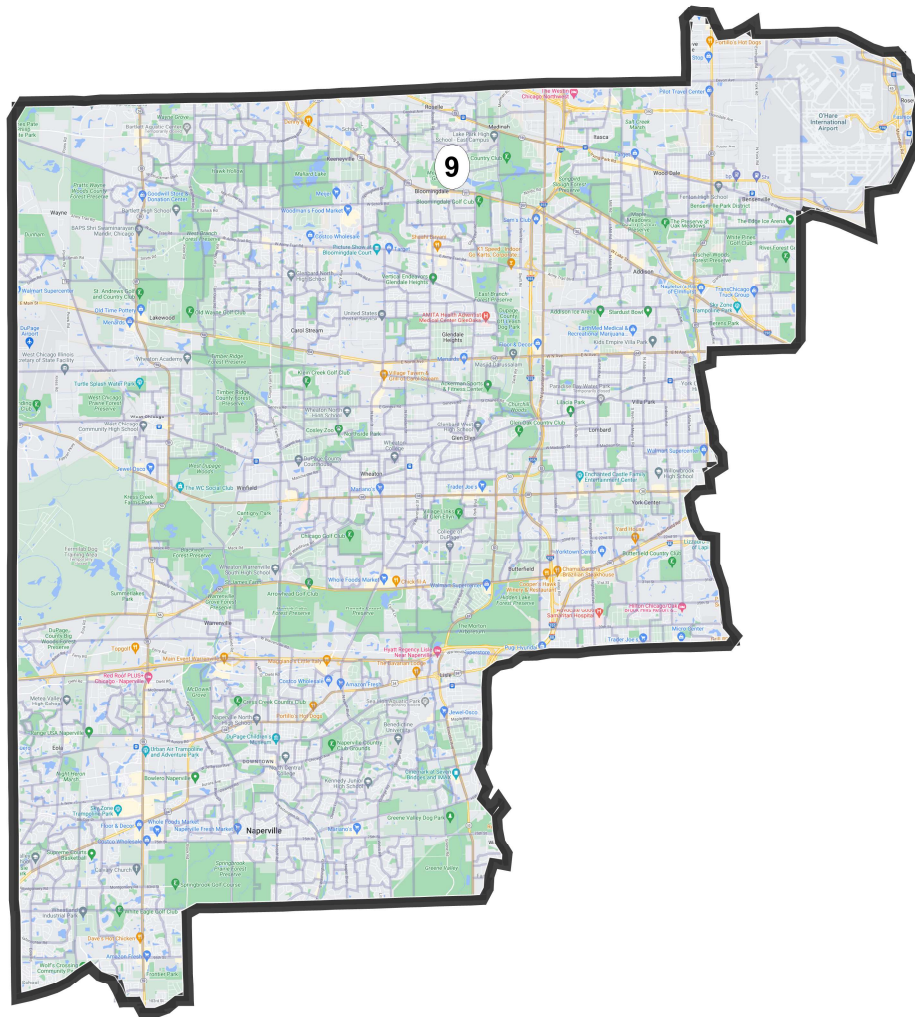
Field	Value
District	7
Population	753676
Deviation	-1
% Deviation	-0%
Alternate Schwartzberg	2.18
Polsby Popper	0.21
Perimeter	109.71
Reock	0.35
18+_AP_Wht	456126
% 18+_AP_Wht	60.52%
18+_AP_BlK	16666
% 18+_AP_BlK	2.21%
18+_AP_Ind	8111
% 18+_AP_Ind	1.08%
18+_AP_Asn	82049
% 18+_AP_Asn	10.89%
18+_AP_Hwn	612
% 18+_AP_Hwn	0.08%
18+_AP_Oth	71568
% 18+_AP_Oth	9.5%
H18+_Pop	83571
% H18+_Pop	11.09%
D 20_Pres	227434.95
% D 20_Pres	46.57%
R 20_Pres	138122.01
% R 20_Pres	28.28%
NH White CVAP 19	378233.71
% NH White CVAP 19	77.45%
NH Black CVAP 19	12524.02
% NH Black CVAP 19	2.56%
NH Asian CVAP 19	47894.26
% NH Asian CVAP 19	9.81%
NH CVAP 19	441120.92
% NH CVAP 19	90.32%
H CVAP 19	47216.07
% H CVAP 19	9.67%
Total CVAP 19	488371.58
% Total CVAP 19	64.8%
White	512970

District: 8



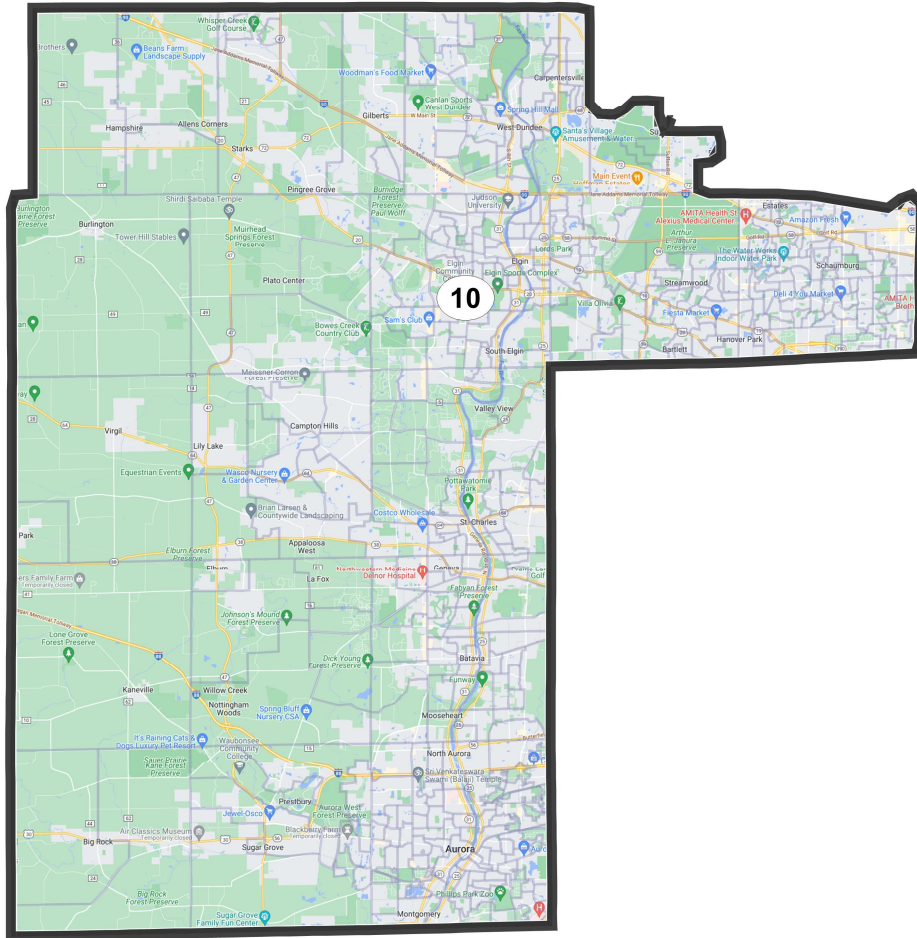
Field	Value
District	8
Population	753677
Deviation	0
% Deviation	0%
Alternate Schwartzberg	1.38
Polsby Popper	0.53
Perimeter	183.57
Reock	0.39
18+_AP_Wht	422283
% 18+_AP_Wht	56.03%
18+_AP_BlK	41111
% 18+_AP_BlK	5.45%
18+_AP_Ind	12521
% 18+_AP_Ind	1.66%
18+_AP_Asn	49400
% 18+_AP_Asn	6.55%
18+_AP_Hwn	1018
% 18+_AP_Hwn	0.14%
18+_AP_Oth	101275
% 18+_AP_Oth	13.44%
H18+_Pop	118628
% H18+_Pop	15.74%
D 20_Pres	215605.23
% D 20_Pres	43.22%
R 20_Pres	134609.04
% R 20_Pres	26.98%
NH White CVAP 19	366963.06
% NH White CVAP 19	73.56%
NH Black CVAP 19	35792.00
% NH Black CVAP 19	7.17%
NH Asian CVAP 19	29419.99
% NH Asian CVAP 19	5.9%
NH CVAP 19	436063.44
% NH CVAP 19	87.41%
H CVAP 19	62817.14
% H CVAP 19	12.59%
Total CVAP 19	498879.72
% Total CVAP 19	66.19%
White	468564

District: 9



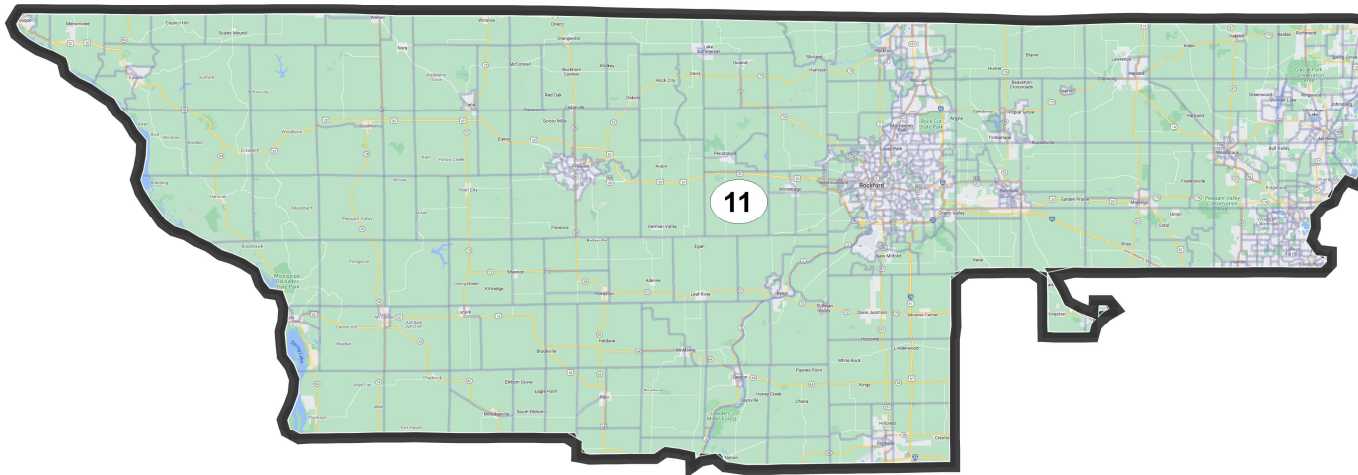
Field	Value
District	9
Population	753678
Deviation	1
% Deviation	0%
Alternate Schwartzberg	1.54
Polsby Popper	0.42
Perimeter	92.34
Reock	0.43
18+_AP_Wht	428991
% 18+_AP_Wht	56.92%
18+_AP_BlK	31656
% 18+_AP_BlK	4.2%
18+_AP_Ind	9311
% 18+_AP_Ind	1.24%
18+_AP_Asn	85023
% 18+_AP_Asn	11.28%
18+_AP_Hwn	680
% 18+_AP_Hwn	0.09%
18+_AP_Oth	74563
% 18+_AP_Oth	9.89%
H18+_Pop	87108
% H18+_Pop	11.56%
D 20_Pres	223466.25
% D 20_Pres	43.21%
R 20_Pres	151393.71
% R 20_Pres	29.28%
NH White CVAP 19	378390.95
% NH White CVAP 19	73.17%
NH Black CVAP 19	27295.65
% NH Black CVAP 19	5.28%
NH Asian CVAP 19	54445.07
% NH Asian CVAP 19	10.53%
NH CVAP 19	463116.57
% NH CVAP 19	89.56%
H CVAP 19	53888.79
% H CVAP 19	10.42%
Total CVAP 19	517104.94
% Total CVAP 19	68.61%
White	477007
% White	63.29%
Black	37925
% Black	5.03%
AmIndian	4635
% AmIndian	0.61%
Asian	106501
% Asian	14.13%

District: 10



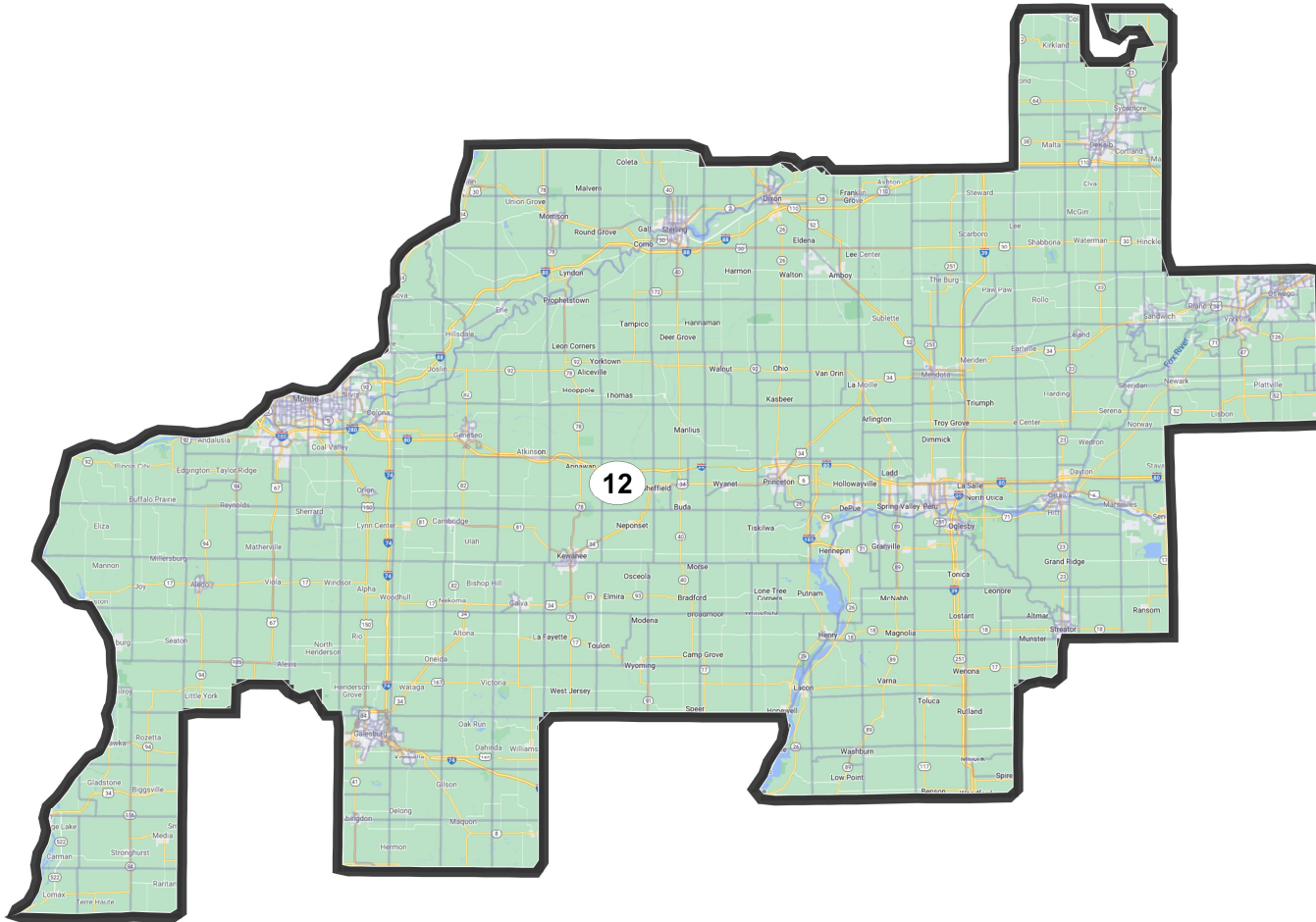
Field	Value
District	10
Population	753676
Deviation	-1
% Deviation	-0%
Alternate Schwartzberg	1.41
Polsby Popper	0.5
Perimeter	121.85
Reock	0.51
18+_AP_Wht	403695
% 18+_AP_Wht	53.56%
18+_AP_BlK	32138
% 18+_AP_BlK	4.26%
18+_AP_Ind	14818
% 18+_AP_Ind	1.97%
18+_AP_Asn	57553
% 18+_AP_Asn	7.64%
18+_AP_Hwn	709
% 18+_AP_Hwn	0.09%
18+_AP_Oth	127031
% 18+_AP_Oth	16.85%
H18+_Pop	152584
% H18+_Pop	20.25%
D 20_Pres	190206.70
% D 20_Pres	38.56%
R 20_Pres	134517.16
% R 20_Pres	27.27%
NH White CVAP 19	333297.46
% NH White CVAP 19	67.56%
NH Black CVAP 19	27594.99
% NH Black CVAP 19	5.59%
NH Asian CVAP 19	37896.74
% NH Asian CVAP 19	7.68%
NH CVAP 19	402109.42
% NH CVAP 19	81.51%
H CVAP 19	91241.73
% H CVAP 19	18.5%
Total CVAP 19	493300.36
% Total CVAP 19	65.45%
White	431480
% White	57.25%
Black	38826
% Black	5.15%
AmIndian	9663
% AmIndian	1.28%
Asian	69813
% Asian	9.26%

District: 11



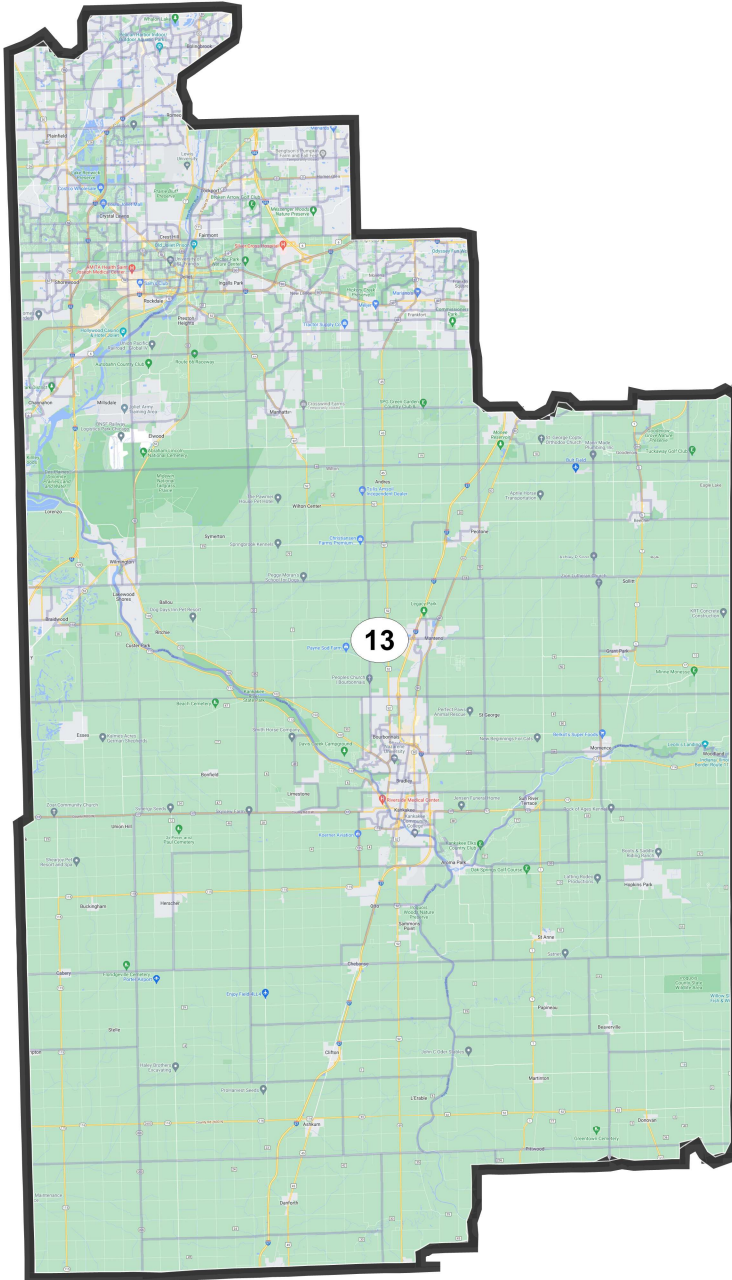
Field	Value
District	11
Population	753676
Deviation	-1
% Deviation	-0%
Alternate Schwartzberg	1.65
Polsby Popper	0.37
Perimeter	361.75
Reock	0.3
18+_AP_Wht	496569
% 18+_AP_Wht	65.89%
18+_AP_BlK	39067
% 18+_AP_BlK	5.18%
18+_AP_Ind	11983
% 18+_AP_Ind	1.59%
18+_AP_Asn	16057
% 18+_AP_Asn	2.13%
18+_AP_Hwn	493
% 18+_AP_Hwn	0.07%
18+_AP_Oth	59582
% 18+_AP_Oth	7.91%
H18+_Pop	68878
% H18+_Pop	9.14%
D 20_Pres	168949.14
% D 20_Pres	30.98%
R 20_Pres	188823.43
% R 20_Pres	34.62%
NH White CVAP 19	457613.26
% NH White CVAP 19	83.91%
NH Black CVAP 19	33743.40
% NH Black CVAP 19	6.19%
NH Asian CVAP 19	10869.83
% NH Asian CVAP 19	1.99%
NH CVAP 19	505402.31
% NH CVAP 19	92.68%
H CVAP 19	39825.66
% H CVAP 19	7.3%
Total CVAP 19	545344.56
% Total CVAP 19	72.36%
White	567779

District: 12



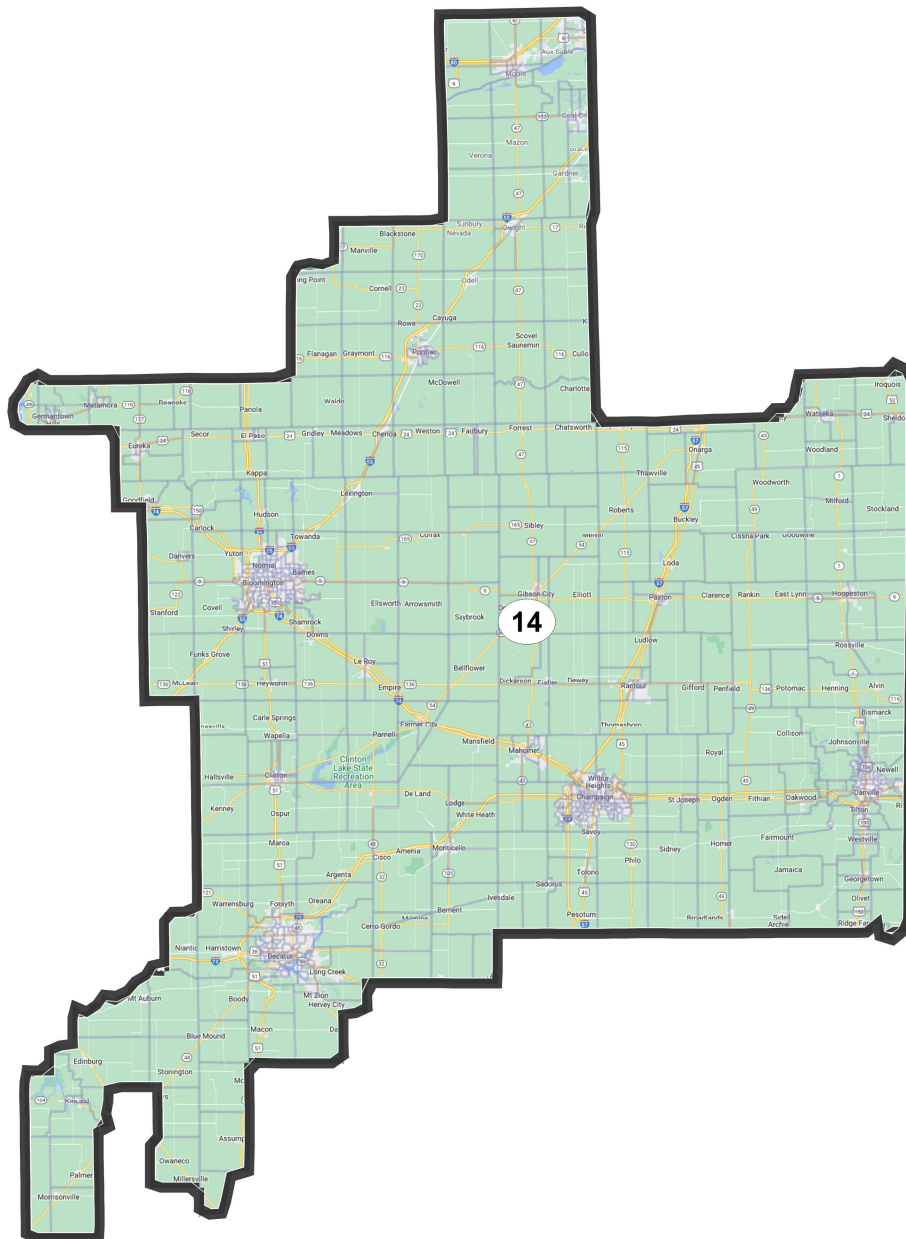
Field	Value
District	12
Population	753677
Deviation	0
% Deviation	0%
Alternate Schwartzberg	1.88
Polsby Popper	0.28
Perimeter	613
Reock	0.37
18+_AP_Wht	509914
% 18+_AP_Wht	67.66%
18+_AP_BlK	37837
% 18+_AP_BlK	5.02%
18+_AP_Ind	11330
% 18+_AP_Ind	1.5%
18+_AP_Asn	12526
% 18+_AP_Asn	1.66%
18+_AP_Hwn	666
% 18+_AP_Hwn	0.09%
18+_AP_Oth	47833
% 18+_AP_Oth	6.35%
H18+_Pop	58773
% H18+_Pop	7.8%
D 20_Pres	172076.65
% D 20_Pres	30.7%
R 20_Pres	190112.17
% R 20_Pres	33.92%
NH White CVAP 19	477639.16
% NH White CVAP 19	85.22%
NH Black CVAP 19	30922.98
% NH Black CVAP 19	5.52%
NH Asian CVAP 19	6818.17
% NH Asian CVAP 19	1.22%
NH CVAP 19	518651.88
% NH CVAP 19	92.54%
H CVAP 19	41830.28
% H CVAP 19	7.46%
Total CVAP 19	560451.32
% Total CVAP 19	74.36%
White	594985

District: 13



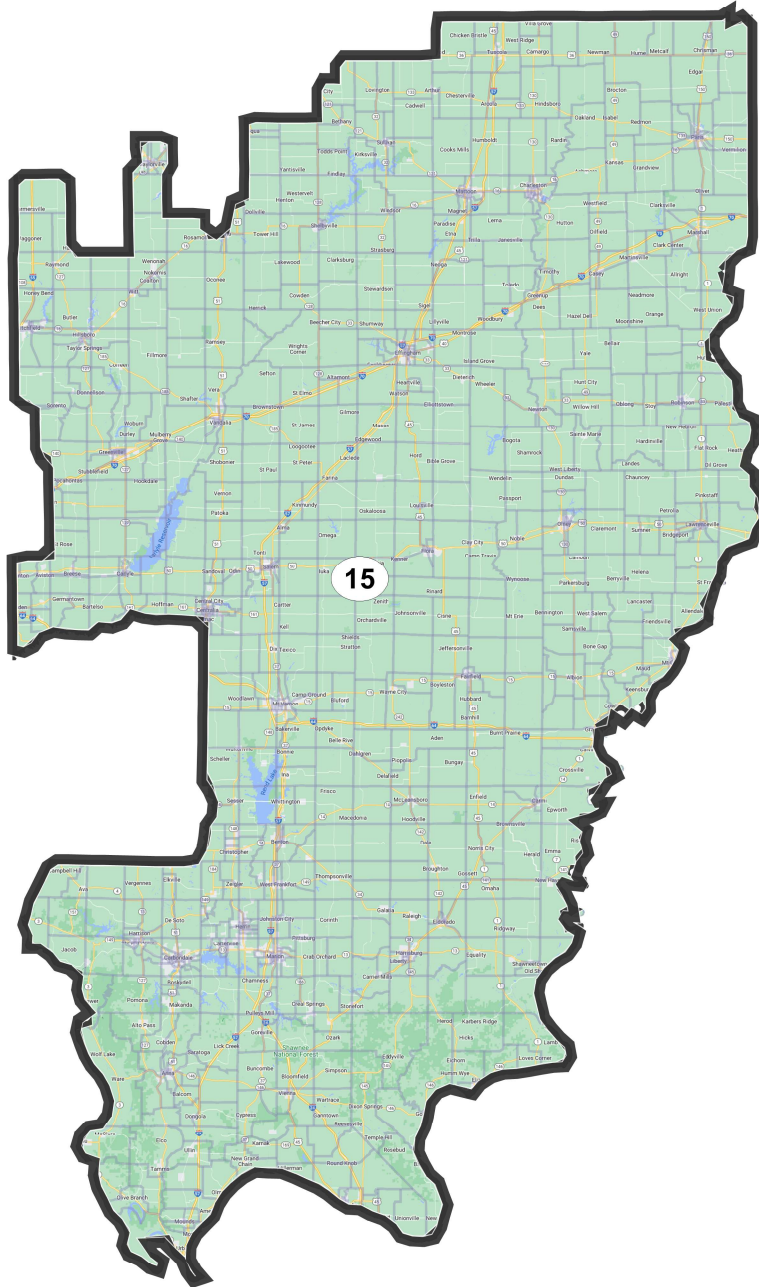
Field	Value
District	13
Population	753677
Deviation	0
% Deviation	0%
Alternate Schwartzberg	1.42
Polsby Popper	0.5
Perimeter	225.51
Reock	0.51
18+_AP_Wht	440087
% 18+_AP_Wht	58.39%
18+_AP_BlK	63110
% 18+_AP_BlK	8.37%
18+_AP_Ind	10609
% 18+_AP_Ind	1.41%
18+_AP_Asn	29710
% 18+_AP_Asn	3.94%
18+_AP_Hwn	454
% 18+_AP_Hwn	0.06%
18+_AP_Oth	75540
% 18+_AP_Oth	10.02%
H18+_Pop	90370
% H18+_Pop	11.99%
D 20_Pres	186044.02
% D 20_Pres	35.23%
R 20_Pres	179170.16
% R 20_Pres	33.92%
NH White CVAP 19	387975.37
% NH White CVAP 19	73.46%
NH Black CVAP 19	59287.00
% NH Black CVAP 19	11.23%
NH Asian CVAP 19	20631.20
% NH Asian CVAP 19	3.91%
NH CVAP 19	471020.09
% NH CVAP 19	89.18%
H CVAP 19	57156.13
% H CVAP 19	10.82%
Total CVAP 19	528150.19
% Total CVAP 19	70.08%
White	502057
% White	66.61%
Black	79071
% Black	10.49%
AmIndian	4183
% AmIndian	0.56%
Asian	36057
% Asian	4.78%

District: 14



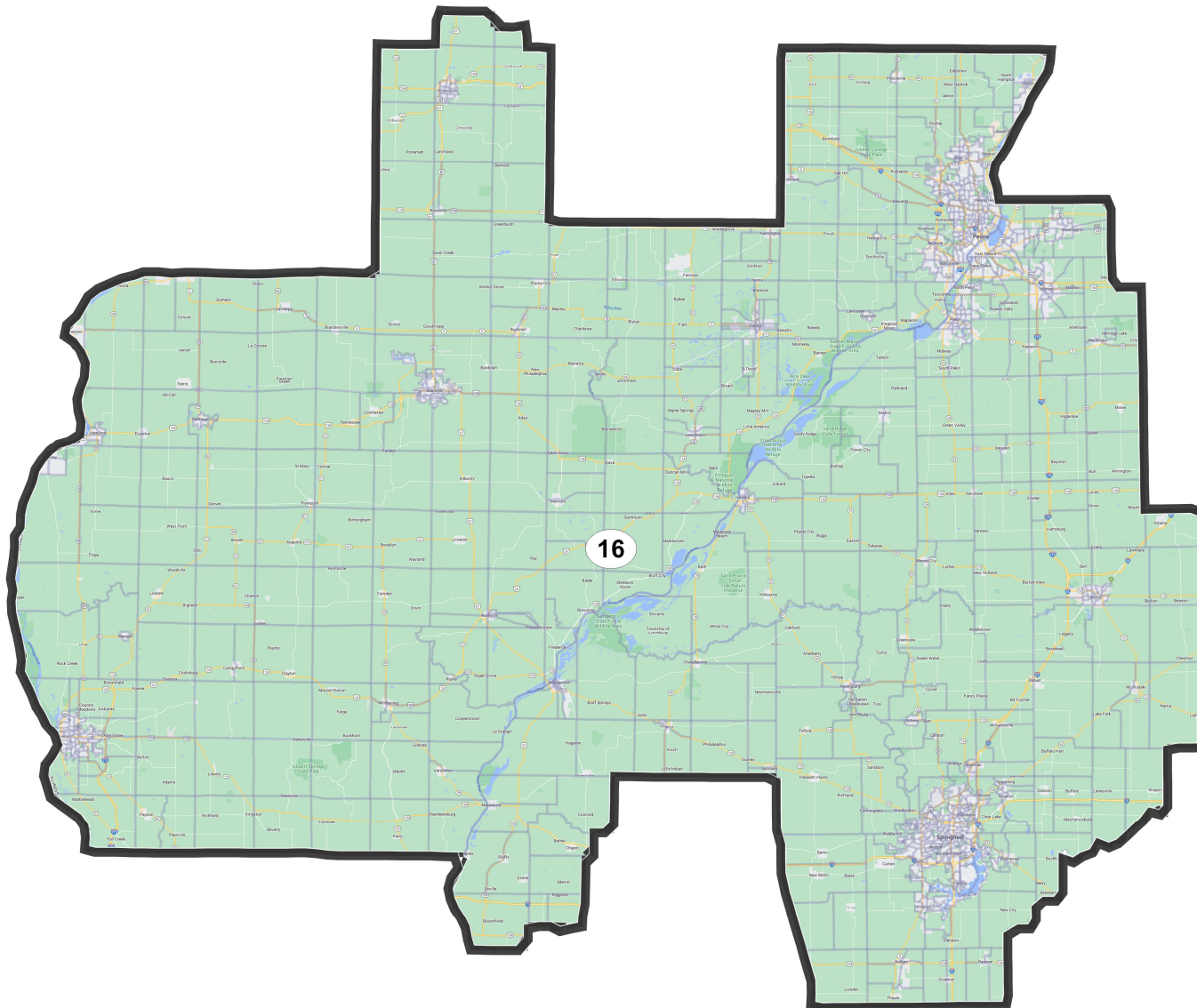
Field	Value
District	14
Population	753676
Deviation	-1
% Deviation	-0%
Alternate Schwartzberg	1.93
Polsby Popper	0.27
Perimeter	610.33
Reock	0.39
18+_AP_Wht	489445
% 18+_AP_Wht	64.94%
18+_AP_BlK	60166
% 18+_AP_BlK	7.98%
18+_AP_Ind	10358
% 18+_AP_Ind	1.37%
18+_AP_Asn	33966
% 18+_AP_Asn	4.51%
18+_AP_Hwn	632
% 18+_AP_Hwn	0.08%
18+_AP_Oth	26775
% 18+_AP_Oth	3.55%
H18+_Pop	30725
% H18+_Pop	4.08%
D 20_Pres	161706.21
% D 20_Pres	28.3%
R 20_Pres	195128.74
% R 20_Pres	34.15%
NH White CVAP 19	479147.31
% NH White CVAP 19	83.86%
NH Black CVAP 19	52369.93
% NH Black CVAP 19	9.17%
NH Asian CVAP 19	15247.15
% NH Asian CVAP 19	2.67%
NH CVAP 19	551760.23
% NH CVAP 19	96.57%
H CVAP 19	19611.83
% H CVAP 19	3.43%
Total CVAP 19	571335.74
% Total CVAP 19	75.81%
White	573121
% White	76.04%
Black	76055
% Black	10.09%
AmIndian	2189
% AmIndian	0.29%
Asian	35880
% Asian	4.76%

District: 15



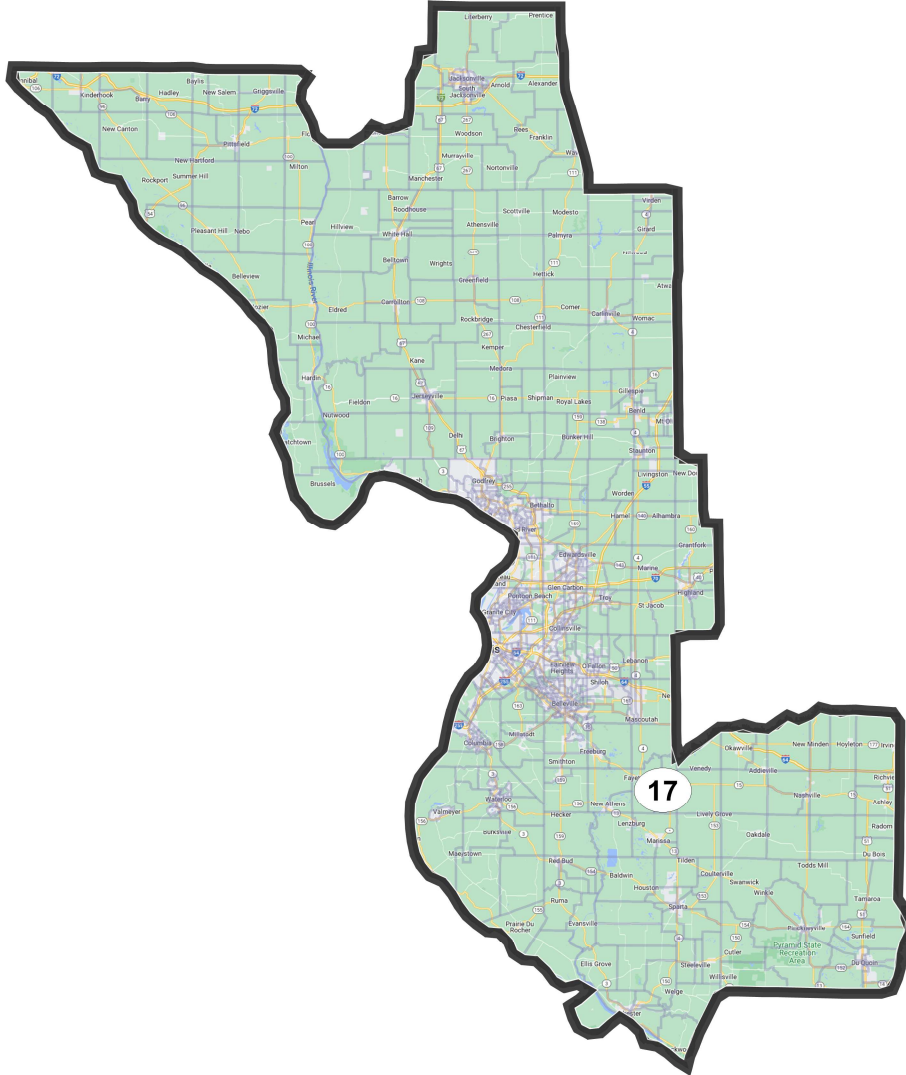
Field	Value
District	15
Population	753676
Deviation	-1
% Deviation	-0%
Alternate Schwartzberg	2.06
Polsby Popper	0.24
Perimeter	926.08
Reock	0.42
18+_AP_Wht	552817
% 18+_AP_Wht	73.35%
18+_AP_BlK	27225
% 18+_AP_BlK	3.61%
18+_AP_Ind	11778
% 18+_AP_Ind	1.56%
18+_AP_Asn	7166
% 18+_AP_Asn	0.95%
18+_AP_Hwn	603
% 18+_AP_Hwn	0.08%
18+_AP_Oth	14842
% 18+_AP_Oth	1.97%
H18+_Pop	14047
% H18+_Pop	1.86%
D 20_Pres	98218.88
% D 20_Pres	16.37%
R 20_Pres	267089.13
% R 20_Pres	44.51%
NH White CVAP 19	552302.94
% NH White CVAP 19	92.04%
NH Black CVAP 19	29160.57
% NH Black CVAP 19	4.86%
NH Asian CVAP 19	3836.59
% NH Asian CVAP 19	0.64%
NH CVAP 19	589767.50
% NH CVAP 19	98.28%
H CVAP 19	10369.39
% H CVAP 19	1.73%
Total CVAP 19	600092.72
% Total CVAP 19	79.62%
White	671751
% White	89.13%
Black	30576
% Black	4.06%
AmIndian	2090
% AmIndian	0.28%
Asian	6636
% Asian	0.88%

District: 16



Field	Value
District	16
Population	753678
Deviation	1
% Deviation	0%
Alternate Schwartzberg	1.61
Polsby Popper	0.38
Perimeter	534.81
Reock	0.63
18+_AP_Wht	514364
% 18+_AP_Wht	68.25%
18+_AP_BlK	55228
% 18+_AP_BlK	7.33%
18+_AP_Ind	10883
% 18+_AP_Ind	1.44%
18+_AP_Asn	13517
% 18+_AP_Asn	1.79%
18+_AP_Hwn	636
% 18+_AP_Hwn	0.08%
18+_AP_Oth	18056
% 18+_AP_Oth	2.4%
H18+_Pop	18369
% H18+_Pop	2.44%
D 20_Pres	154285.39
% D 20_Pres	26.51%
R 20_Pres	215709.12
% R 20_Pres	37.07%
NH White CVAP 19	507232.04
% NH White CVAP 19	87.16%
NH Black CVAP 19	50887.41
% NH Black CVAP 19	8.74%
NH Asian CVAP 19	6870.95
% NH Asian CVAP 19	1.18%
NH CVAP 19	569187.02
% NH CVAP 19	97.81%
H CVAP 19	12745.80
% H CVAP 19	2.19%
Total CVAP 19	581949.28
% Total CVAP 19	77.21%
White	611794

District: 17



Field	Value
District	17
Population	753676
Deviation	-1
% Deviation	-0%
Alternate Schwartzberg	2.04
Polsby Popper	0.24
Perimeter	598.72
Reock	0.29
18+_AP_Wht	491242
% 18+_AP_Wht	65.18%
18+_AP_BlK	85141
% 18+_AP_BlK	11.3%
18+_AP_Ind	12450
% 18+_AP_Ind	1.65%
18+_AP_Asn	8907
% 18+_AP_Asn	1.18%
18+_AP_Hwn	790
% 18+_AP_Hwn	0.1%
18+_AP_Oth	18806
% 18+_AP_Oth	2.5%
H18+_Pop	18347
% H18+_Pop	2.43%
D 20_Pres	159365.19
% D 20_Pres	27.13%
R 20_Pres	219573.74
% R 20_Pres	37.38%
NH White CVAP 19	482612.62
% NH White CVAP 19	82.17%
NH Black CVAP 19	82317.53
% NH Black CVAP 19	14.02%
NH Asian CVAP 19	5662.03
% NH Asian CVAP 19	0.96%
NH CVAP 19	574582.33
% NH CVAP 19	97.83%
H CVAP 19	12719.15
% H CVAP 19	2.17%
Total CVAP 19	587348.86
% Total CVAP 19	77.93%
White	580097
% White	76.97%
Black	108357
% Black	14.38%
AmIndian	2141
% AmIndian	0.28%
Asian	7532
% Asian	1%