



Final Districts 2022-02-01.json

State

Iowa

Legislative

U.S. House

Added to PlanScore

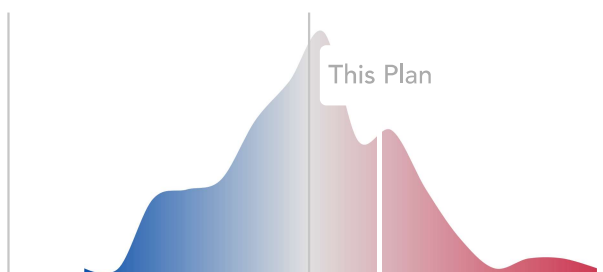
Feb. 1, 2022

This plan has 4 seats. Fairness metrics for plans with fewer than seven seats should be interpreted with great caution.

PlanScore bases its scores on predicted precinct-level votes for each office (State House, State Senate, and U.S. House) built from past election results and U.S. Census data. [More information about the predictive model used to score this plan.](#)

Charts and Graphs

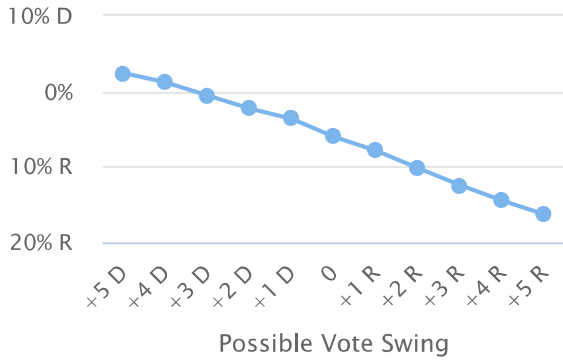
Efficiency Gap: 6.0% R



+25% D Balanced +25% R

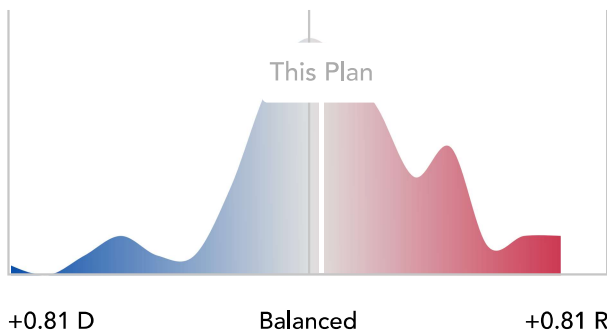
Votes for Republican candidates are expected to be inefficient at a rate 6.0% R lower than votes for Democratic candidates, favoring Republicans in 57% of predicted scenarios. * [Learn more](#) >

Sensitivity Testing



Sensitivity testing shows us a plan’s expected efficiency gap given a range of possible vote swings. It lets us evaluate the durability of a plan’s skew.

Declination: 0.04 R



The difference between mean Democratic vote share in Democratic districts and mean Republican vote share in Republican districts along with the relative fraction of seats won by each party leads to a declination that favors Republicans in 41% of predicted scenarios. * [Learn more](#) >

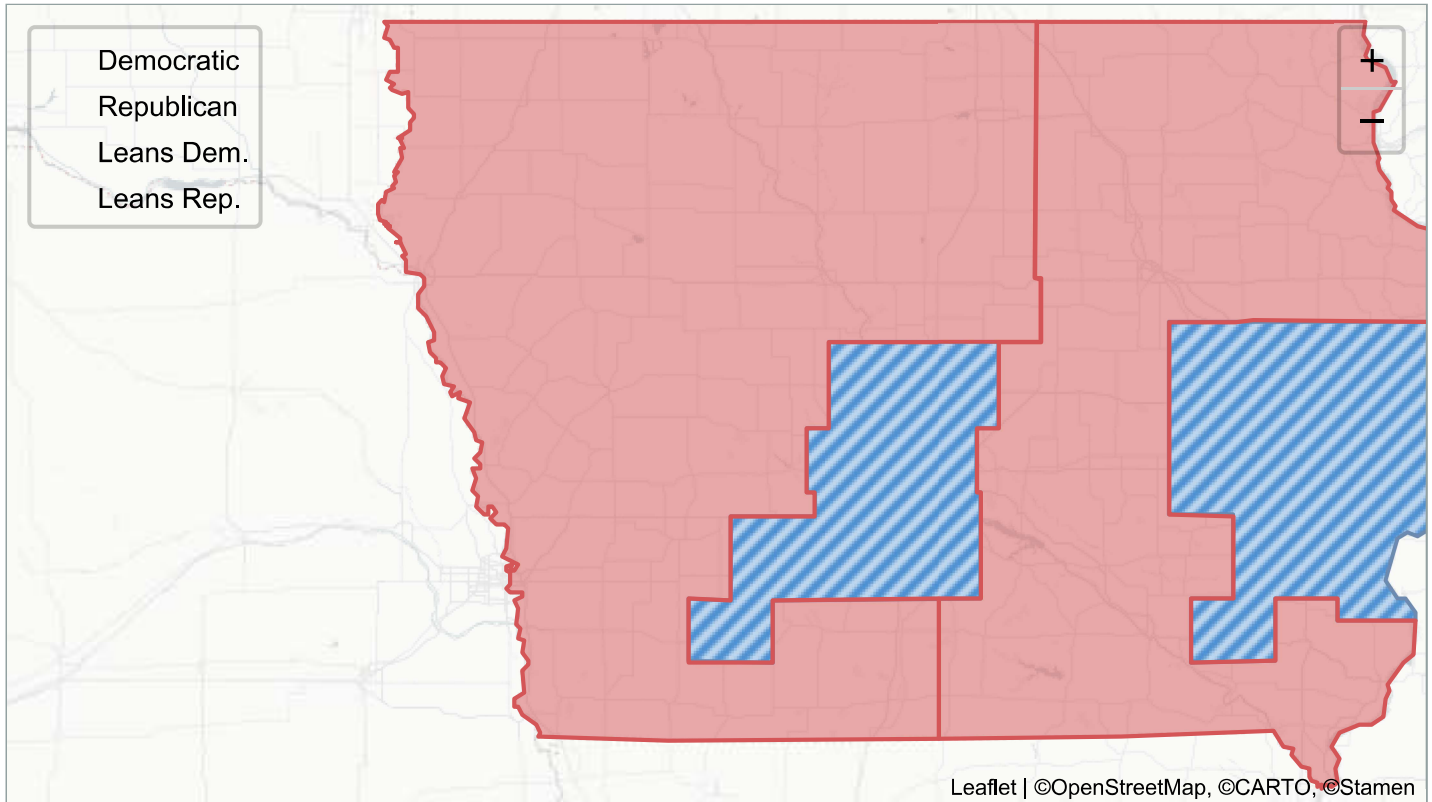
Partisan Bias

The parties’ statewide vote shares are 44.9% (Democratic) and 55.1% (Republican) based on the model. Partisan bias is shown only where the parties’ statewide vote shares fall between 45% and 55%. Outside this range the metric’s assumptions are not plausible.

Mean-Median Difference

The parties' statewide vote shares are 44.9% (Democratic) and 55.1% (Republican) based on the model. The mean-median difference is shown only where the parties' statewide vote shares fall between 45% and 55%. Outside this range the metric's assumptions are not plausible.

District Map



District Data

District	Candidate Scenario	Pop. 2020	Hispanic CVAP 2019	Non-Hisp. Black CVAP 2019	Non-Hisp. Asian CVAP 2019	Non-Hisp. Native CVAP 2019	Chance of 1+ Flips†	Chance of Democratic Win	Predicted Vote Shares
1	Open Seat	797,482	3.7%	4.3%	2.7%	0.4%	Yes	66%	52% D / 48% R
2	Open Seat	797,455	3.6%	4.3%	1.7%	0.6%	Yes	66%	52% D / 48% R
3	Open Seat	797,888	4.0%	1.5%	1.0%	0.9%	No	<1%	34% D / 66% R
4	Open Seat	797,544	2.3%	2.9%	0.8%	0.6%	No	3%	41% D / 59% R

Predicted 34% D / 66% R seat share across scenarios* vs. 45% D / 55% R vote share.
[Download raw data as tab-delimited text.](#)

Metric	Value	Favors Democrats in this % of Scenarios*	More Skewed than this % of Historical Plans‡	More Pro-Democratic than this % of Historical Plans‡
<u>Efficiency Gap</u>	6.0% Pro-Republican	43%	61%	19%
<u>Declination</u>	0.04 Pro-Republican	59%	15%	43%
<u>Partisan Bias</u>	N/A	N/A	N/A	N/A
<u>Mean- Median Difference</u>	N/A	N/A	N/A	N/A

Freedom to Vote Act Races

[Section 5003\(c\)\(3\) of the FTVA](#) specifies that partisan fairness should be assessed using a state's two most recent elections for U.S. President and two most recent elections for U.S. Senate.

U.S. President 2020: 8.4% D

Under this plan, votes for the Democratic candidate were inefficient at a rate 8.4% D lower than votes for the Republican candidate.

U.S. President 2016: 10.1% D

Under this plan, votes for the Democratic candidate were inefficient at a rate 10.1% D lower than votes for the Republican candidate.

U.S. Senate 2020: 6.8% D

Under this plan, votes for the Democratic candidate were inefficient at a rate 6.8% D lower than votes for the Republican candidate.

U.S. Senate 2016: 24.5% R

Under this plan, votes for the Republican candidate were inefficient at a rate 24.5% R lower than votes for the Democratic candidate.

* Scenarios are part of the predictive model used to score this plan.

† 50%+ chance of one or more party flips assuming the plan is used for one decade with five State House elections, five U.S. House elections, or three State Senate elections.

‡ Enacted U.S. House, State House, and State Senate plan metrics are featured in our historical dataset.



PlanScore is a project of Campaign Legal Center.

