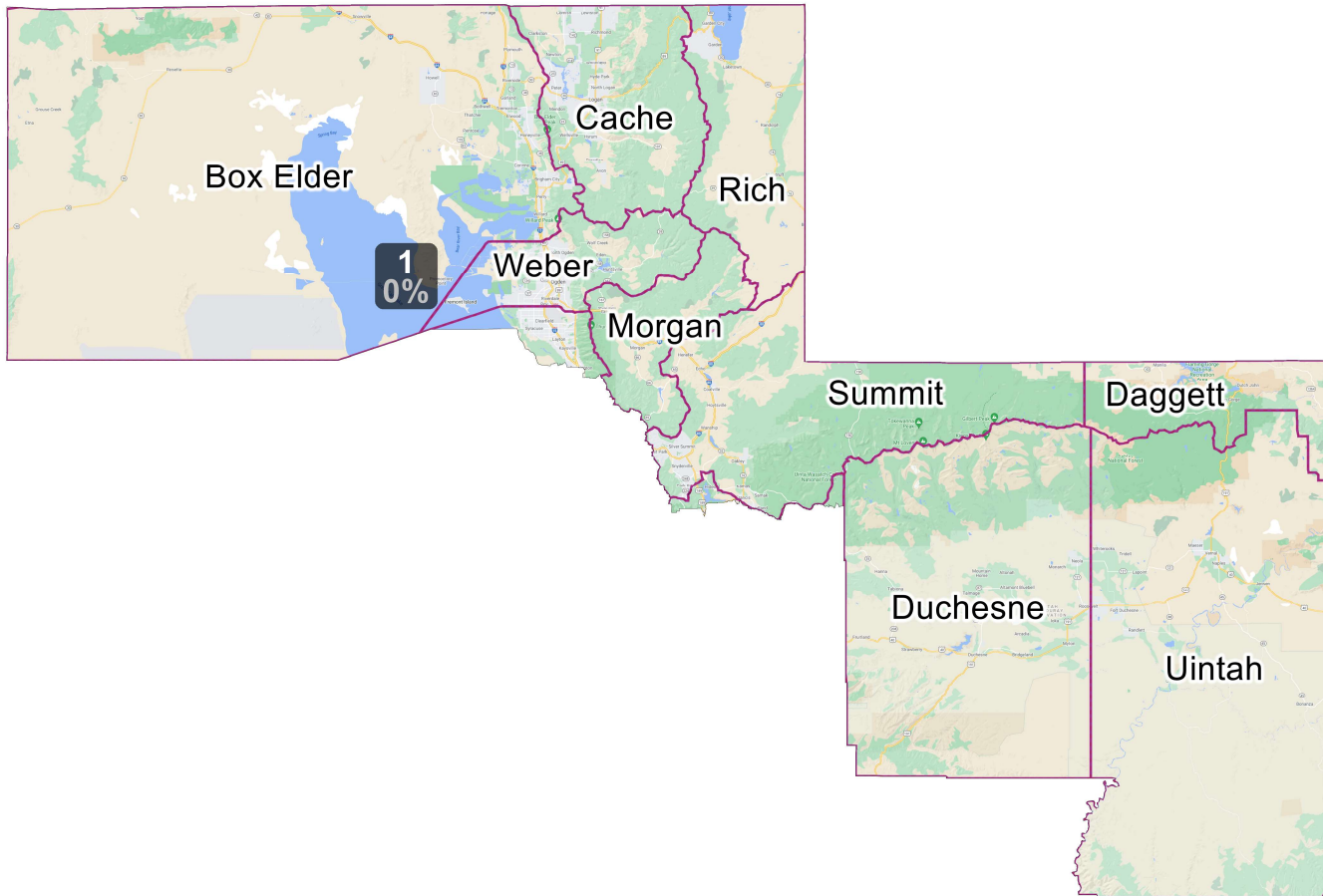
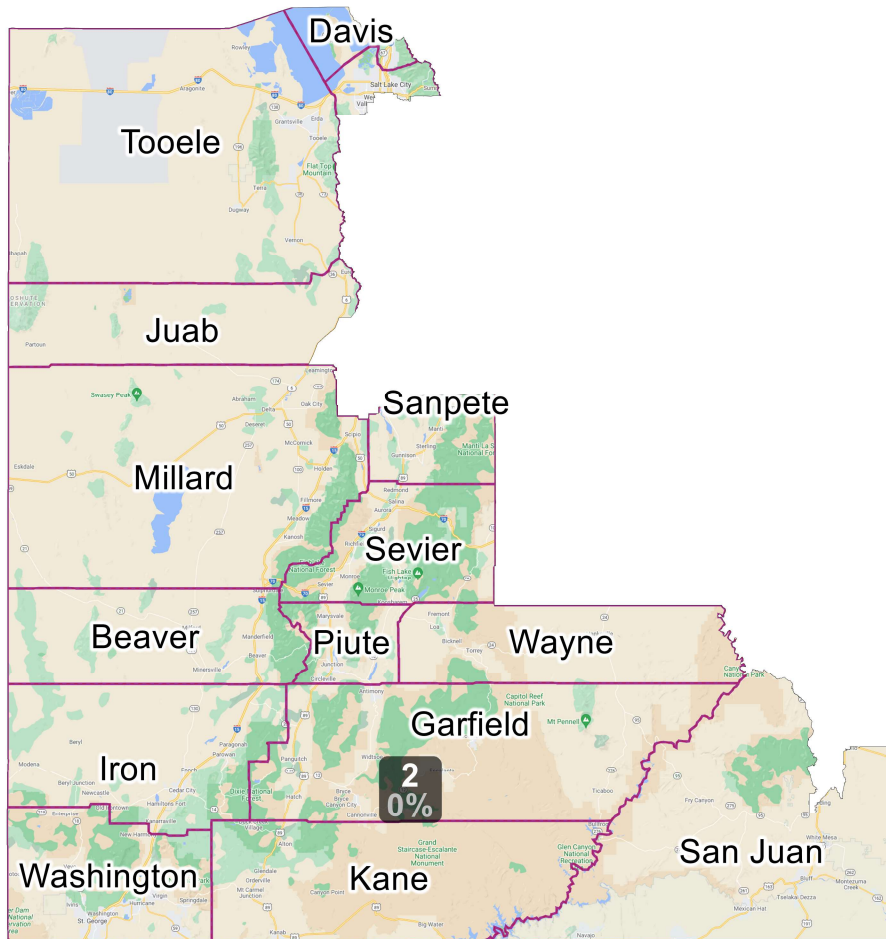


District: 1



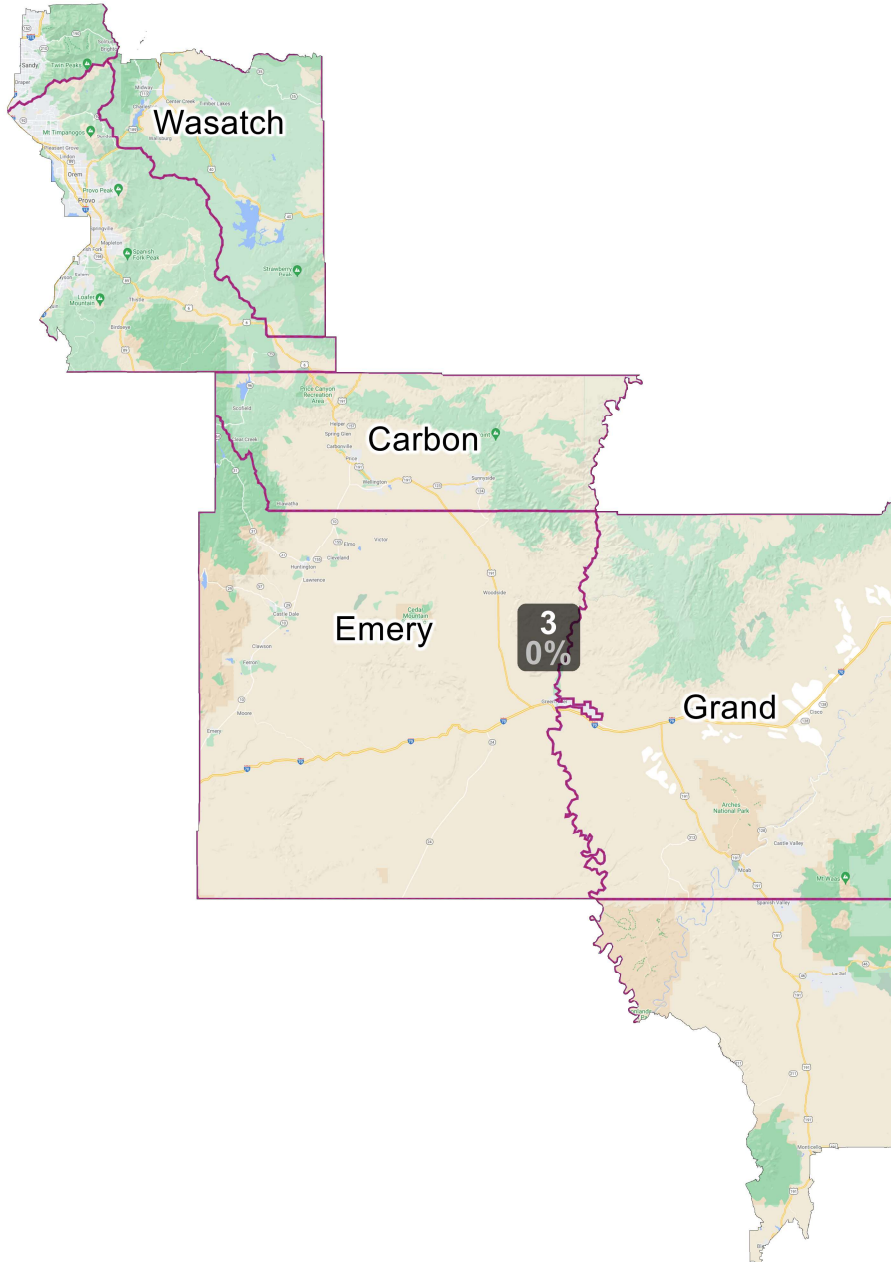
Field	Value
District	1
Population	817904
Deviation	0
% Deviation	0%
% D 20_Pres	33.1%
% R 20_Pres	66.9%
% NH CVAP 19	91.2%
% NH White CVAP 19	86.1%
% NH Black CVAP 19	1.2%
% NH Asian CVAP 19	1.9%
% H CVAP 19	8.8%
ernate Schwartzberg	1.82
Polsby Popper	0.3
Perimeter	933.12
Reock	0.27
NH_Wht	648824
% NH_Wht	79.33%
AP_BlK	15622
% AP_BlK	1.91%
AP_Ind	21621
% AP_Ind	2.64%
AP_Asn	22837
% AP_Asn	2.79%
AP_Hwn	7242
% AP_Hwn	0.89%
AP_Oth	82433
% AP_Oth	10.08%
Hispanic Origin	108025
% Hispanic Origin	13.21%
18+_Pop	571749
NH18+_Wht	464096
% NH18+_Wht	81.17%
18+_AP_BlK	9177
% 18+_AP_BlK	1.61%
18+_AP_Ind	14443

District: 2



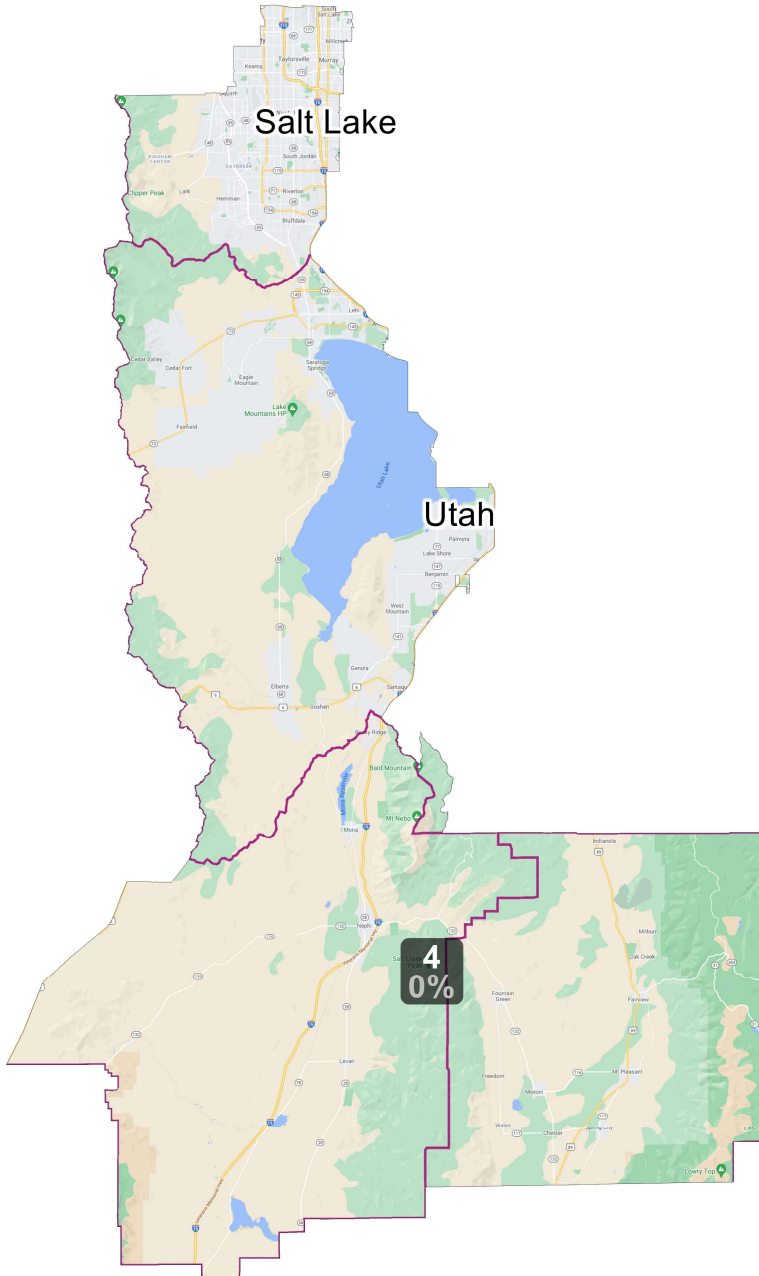
Field	Value
District	2
Population	817904
Deviation	0
% Deviation	0%
% D 20_Pres	43.2%
% R 20_Pres	56.8%
% NH CVAP 19	90.9%
% NH White CVAP 19	83.6%
% NH Black CVAP 19	1.2%
% NH Asian CVAP 19	2.5%
% H CVAP 19	9.1%
ernate Schwartzberg	1.72
Polsby Popper	0.34
Perimeter	1,324.43
Reock	0.4
NH_Wht	599289
% NH_Wht	73.27%
AP_BlK	17257
% AP_BlK	2.11%
AP_Ind	28830
% AP_Ind	3.52%
AP_Asn	31267
% AP_Asn	3.82%
AP_Hwn	17587
% AP_Hwn	2.15%
AP_Oth	102969
% AP_Oth	12.59%
Hispanic Origin	130506
% Hispanic Origin	15.96%
18+_Pop	602216
NH18+_Wht	455590
% NH18+_Wht	75.65%
18+_AP_BlK	10713
% 18+_AP_BlK	1.78%
18+_AP_Ind	19922
% 18+_AP_Ind	3.31%
18+_AP_Asn	22832
% 18+_AP_Asn	3.79%
18+_AP_Hwn	10358
% 18+_AP_Hwn	1.72%

District: 3



Field	Value
District	3
Population	817904
Deviation	0
% Deviation	0%
% D 20_Pres	38.3%
% R 20_Pres	61.7%
% NH CVAP 19	93.8%
% NH White CVAP 19	88.9%
% NH Black CVAP 19	0.7%
% NH Asian CVAP 19	2.1%
% H CVAP 19	6.2%
ernate Schwartzberg	2.08
Polsby Popper	0.23
Perimeter	874.69
Reock	0.28
NH_Wht	649430
% NH_Wht	79.4%
AP_BlK	12016
% AP_BlK	1.47%
AP_Ind	16872
% AP_Ind	2.06%
AP_Asn	30394
% AP_Asn	3.72%
AP_Hwn	13633
% AP_Hwn	1.67%
AP_Oth	80845
% AP_Oth	9.88%
Hispanic Origin	99641
% Hispanic Origin	12.18%
18+_Pop	584177
NH18+_Wht	474565
% NH18+_Wht	81.24%
18+_AP_BlK	6981
% 18+_AP_BlK	1.2%
18+_AP_Ind	11103
% 18+_AP_Ind	1.9%
18+_AP_Asn	20454
% 18+_AP_Asn	3.5%
18+_AP_Hwn	7994
% 18+_AP_Hwn	1.37%

District: 4



©2021 CALIPER

Field	Value
District	4
Population	817904
Deviation	0
% Deviation	0%
% D 20_Pres	42.8%
% R 20_Pres	57.2%
% NH CVAP 19	89.1%
% NH White CVAP 19	81.8%
% NH Black CVAP 19	1.5%
% NH Asian CVAP 19	3.0%
% H CVAP 19	10.9%
ernate Schwartzberg	1.98
Polsby Popper	0.26
Perimeter	363.15
Reock	0.34
NH_Wht	567812
% NH_Wht	69.42%
AP_BlK	22233
% AP_BlK	2.72%
AP_Ind	19911
% AP_Ind	2.43%
AP_Asn	40590
% AP_Asn	4.96%
AP_Hwn	20785
% AP_Hwn	2.54%
AP_Oth	124871
% AP_Oth	15.27%
Hispanic Origin	154740
% Hispanic Origin	18.92%
18+_Pop	565909
NH18+_Wht	403749
% NH18+_Wht	71.35%
18+_AP_BlK	13008
% 18+_AP_BlK	2.3%
18+_AP_Ind	13306
% 18+_AP_Ind	2.35%
18+_AP_Asn	27839
% 18+_AP_Asn	4.92%
18+_AP_Hwn	12084
% 18+_AP_Hwn	2.14%