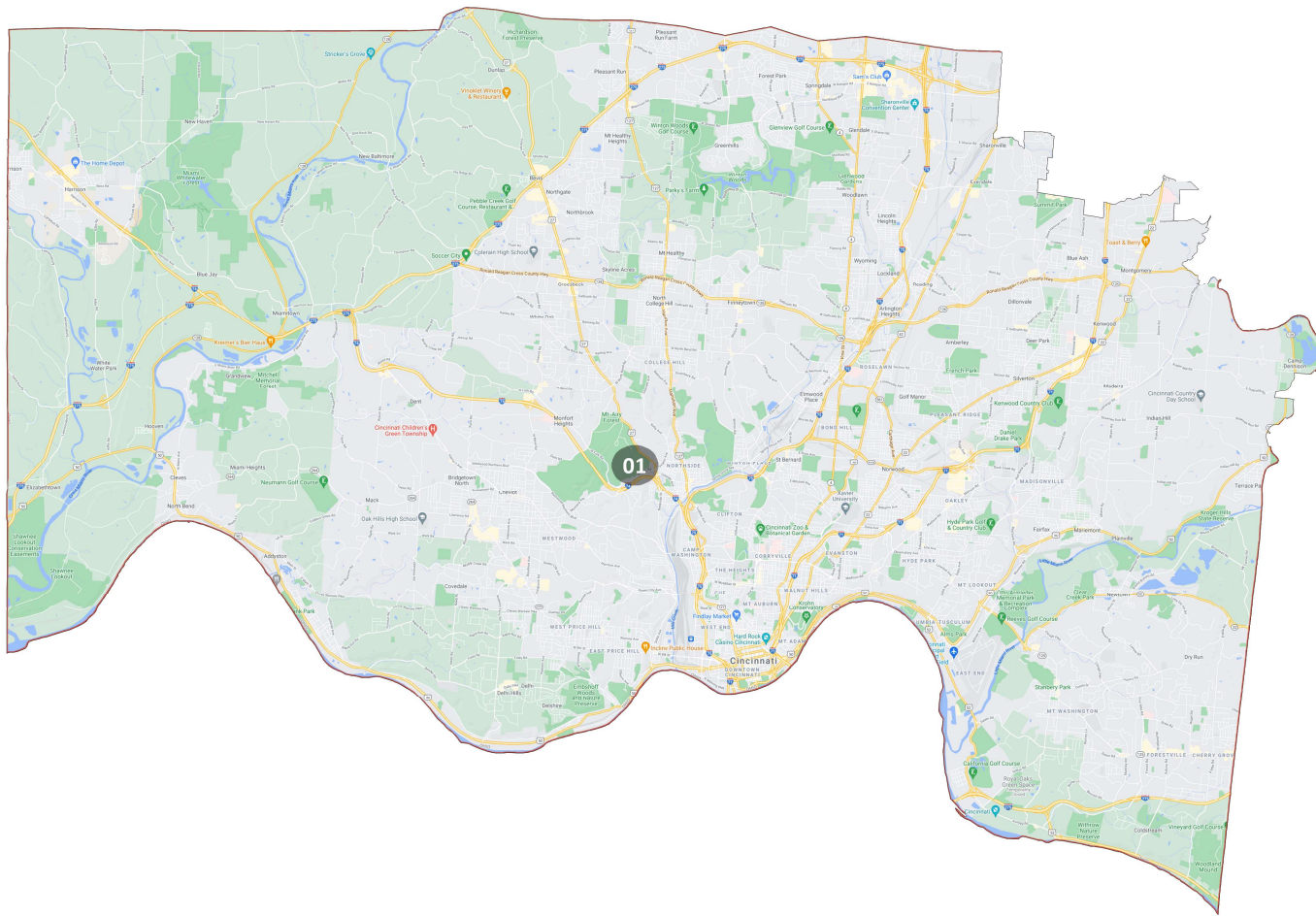


District: 01



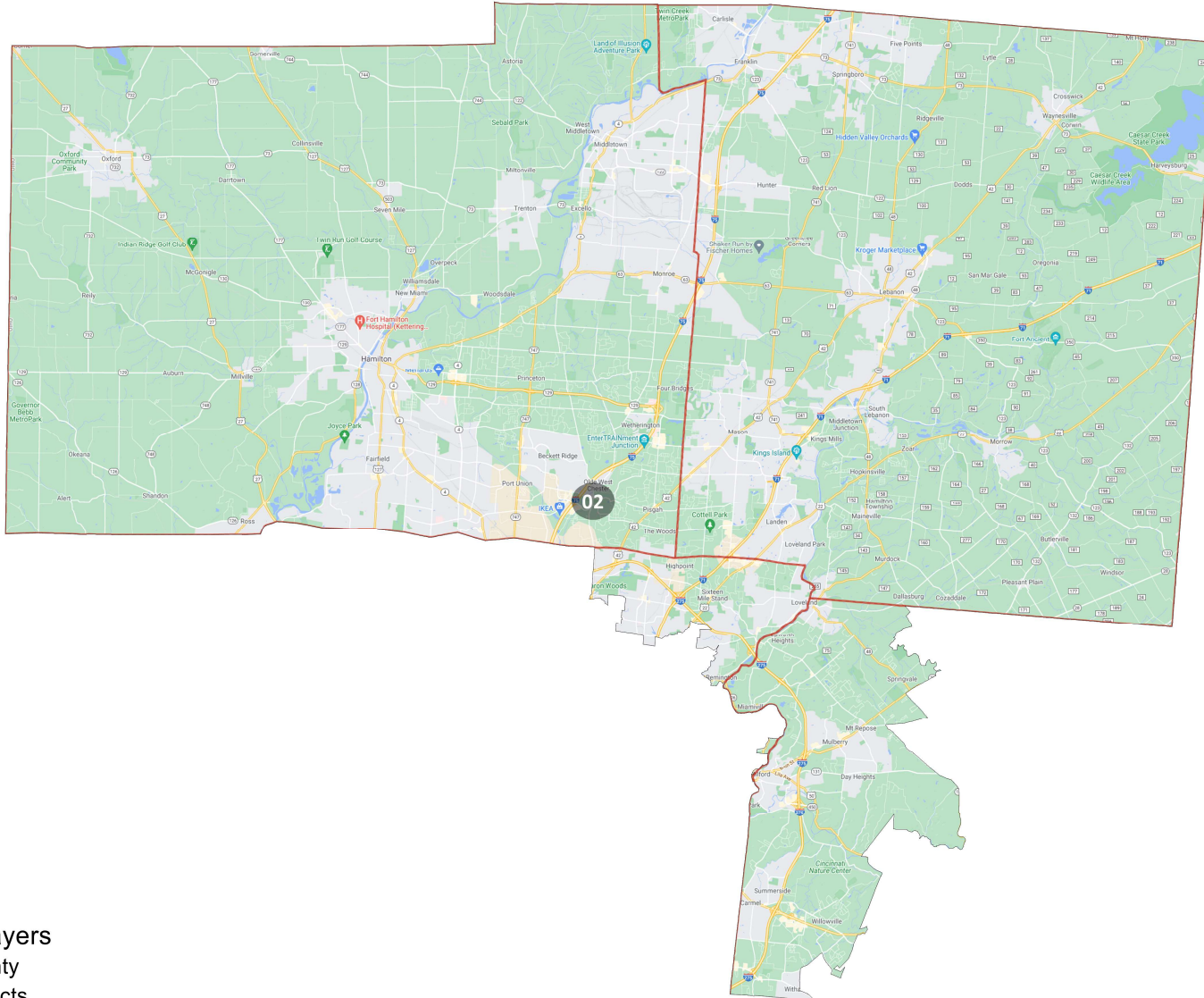
Field	Value
District	01
Population	786630
Deviation	0
% Deviation	0%
% D 20_Pres	58.5%
% R 20_Pres	41.5%
% NH CVAP 19	98.4%
% NH White CVAP 19	69.7%
% NH Black CVAP 19	26.1%
% NH Asian CVAP 19	1.6%
% H CVAP 19	1.6%
ernate Schwartzberg	1.53
Polsby Popper	0.42
Perimeter	107.17
Reock	0.45
NH_Wht	487425
% NH_Wht	61.96%
AP_BlK	224951
% AP_BlK	28.6%
AP_Ind	13860
% AP_Ind	1.76%
AP_Asn	26657
% AP_Asn	3.39%
AP_Hwn	1230
% AP_Hwn	0.16%
AP_Oth	34416
% AP_Oth	4.38%
Hispanic Origin	34118
% Hispanic Origin	4.34%
18+_Pop	612181
NH18+_Wht	400644
% NH18+_Wht	65.45%
18+_AP_BlK	159402
% 18+_AP_BlK	26.04%
18+_AP_Ind	10171

Map layers

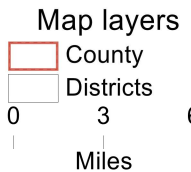
- County
- Districts



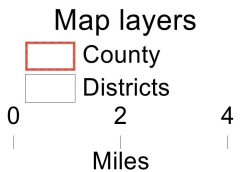
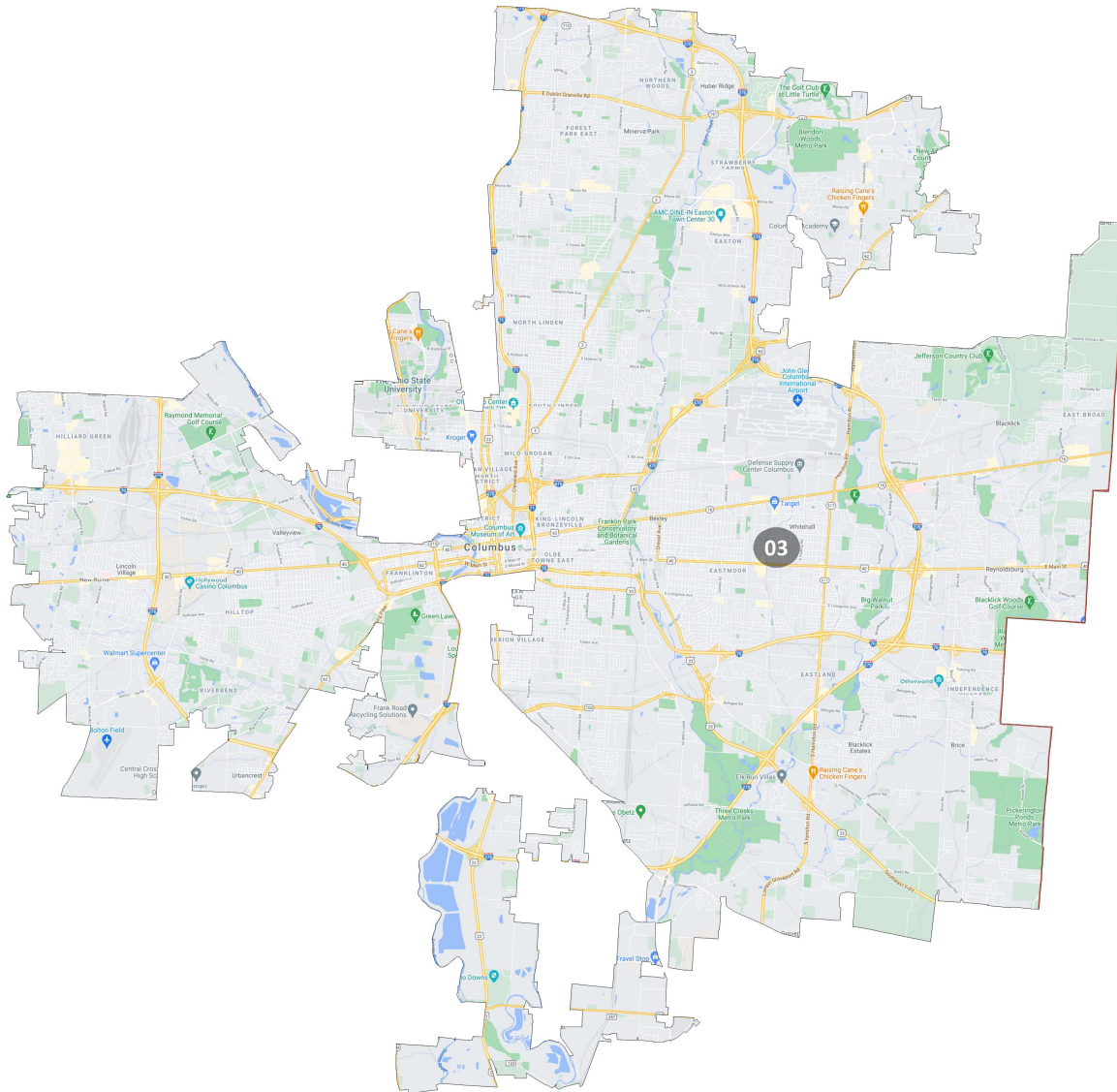
District: 02



Field	Value
District	02
Population	786630
Deviation	0
% Deviation	0%
% D 20_Pres	37.2%
% R 20_Pres	62.8%
% NH CVAP 19	98.0%
% NH White CVAP 19	88.7%
% NH Black CVAP 19	5.9%
% NH Asian CVAP 19	2.7%
% H CVAP 19	2.0%
ernate Schwartzberg	1.68
Polsby Popper	0.35
Perimeter	186.75
Reock	0.49
NH_Wh	623166
% NH_Wh	79.22%
AP_Bl	59510
% AP_Bl	7.57%
AP_Ind	16375
% AP_Ind	2.08%
AP_Asn	47189
% AP_Asn	6%
AP_Hwn	1540
% AP_Hwn	0.2%
AP_Oth	36512
% AP_Oth	4.64%
Hispanic Origin	38156
% Hispanic Origin	4.85%
18+_Pop	599816
NH18+_Wh	490263
% NH18+_Wh	81.74%
18+_AP_Bl	39312
% 18+_AP_Bl	6.55%
18+_AP_Ind	11855



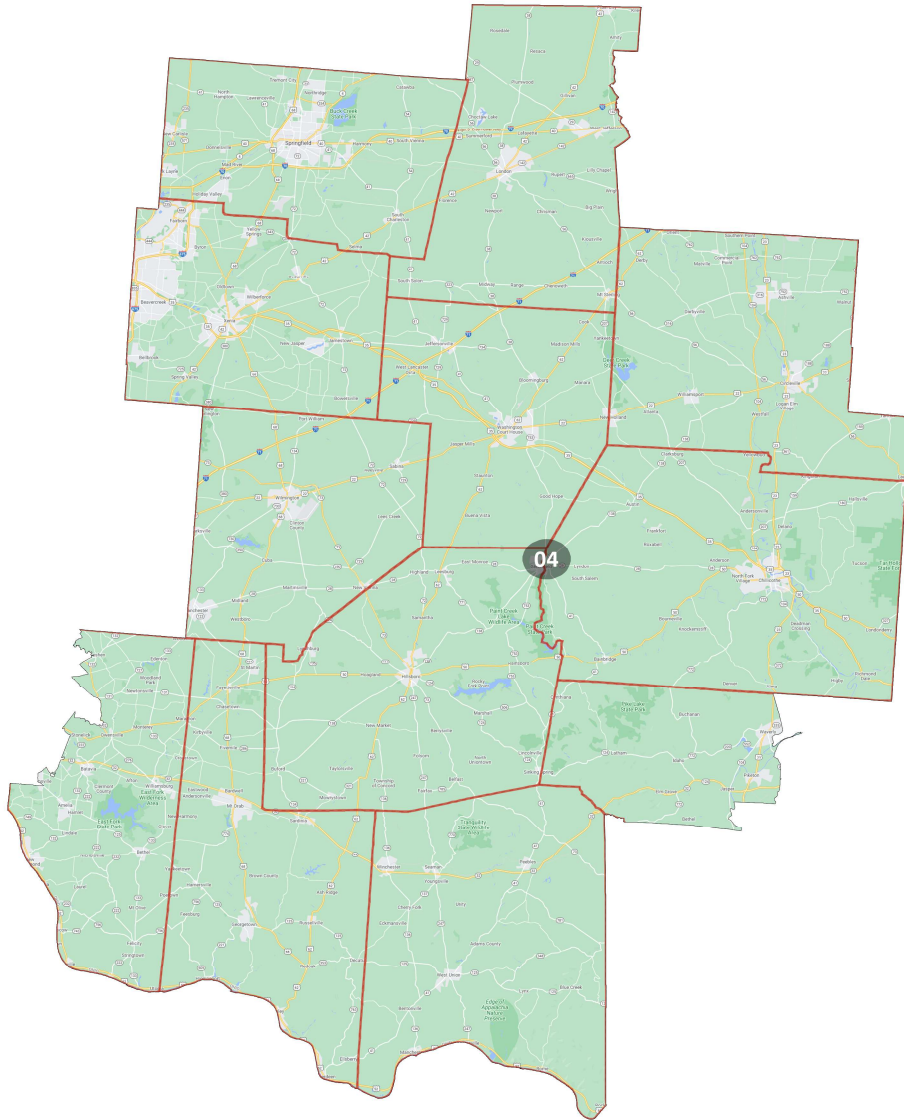
District: 03



©2021 CALIPER

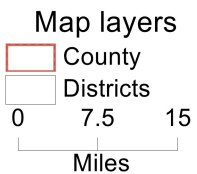
Field	Value
District	03
Population	786629
Deviation	-1
% Deviation	-0%
% D 20_Pres	71.3%
% R 20_Pres	28.7%
% NH CVAP 19	96.7%
% NH White CVAP 19	59.3%
% NH Black CVAP 19	32.9%
% NH Asian CVAP 19	2.9%
% H CVAP 19	3.3%
ernate Schwartzberg	4.12
Polsby Popper	0.06
Perimeter	220.4
Reock	0.53
NH_Wht	367107
% NH_Wht	46.67%
AP_BlK	299590
% AP_BlK	38.09%
AP_Ind	17268
% AP_Ind	2.2%
AP_Asn	44147
% AP_Asn	5.61%
AP_Hwn	1311
% AP_Hwn	0.17%
AP_Oth	60884
% AP_Oth	7.74%
Hispanic Origin	66964
% Hispanic Origin	8.51%
18+_Pop	597697
NH18+_Wht	309473
% NH18+_Wht	51.78%
18+_AP_BlK	203768
% 18+_AP_BlK	34.09%
18+_AP_Ind	12699

District: 04

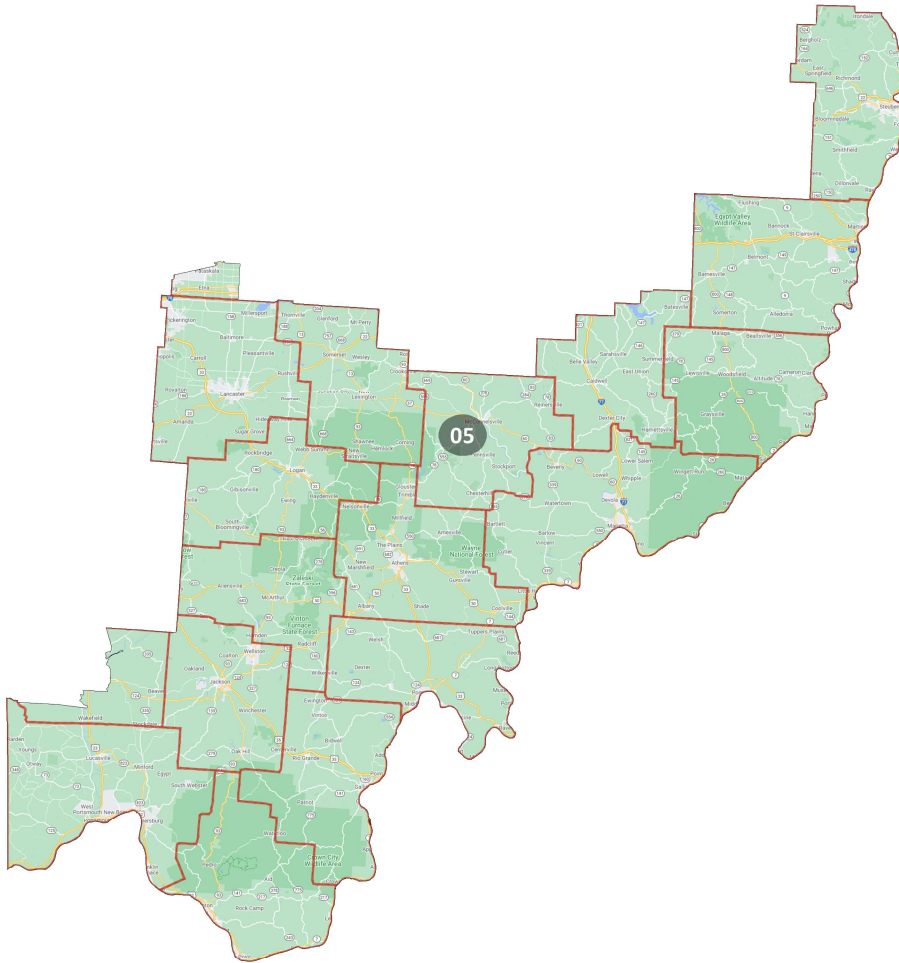


Field	Value
District	04
Population	786630
Deviation	0
% Deviation	0%
% D 20_Pres	30.9%
% R 20_Pres	69.1%
% NH CVAP 19	98.6%
% NH White CVAP 19	91.4%
% NH Black CVAP 19	5.3%
% NH Asian CVAP 19	0.9%
% H CVAP 19	1.4%
ernate Schwartzberg	1.59
Polsby Popper	0.4
Perimeter	419.75
Reock	0.6
NH_Wht	683353
% NH_Wht	86.87%
AP_BlK	49192
% AP_BlK	6.25%
AP_Ind	18950
% AP_Ind	2.41%
AP_Asn	13369
% AP_Asn	1.7%
AP_Hwn	1082
% AP_Hwn	0.14%
AP_Oth	19628
% AP_Oth	2.5%
Hispanic Origin	18392
% Hispanic Origin	2.34%
18+_Pop	611802
NH18+_Wht	539603
% NH18+_Wht	88.2%
18+_AP_BlK	34467
% 18+_AP_BlK	5.63%
18+_AP_Ind	14027
% 18+_AP_Ind	2.29%
18+_AP_Asn	9363
% 18+_AP_Asn	1.53%
18+_AP_Hwn	665
% 18+_AP_Hwn	0.11%

©2021 CALIPER

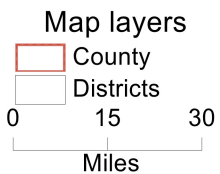


District: 05

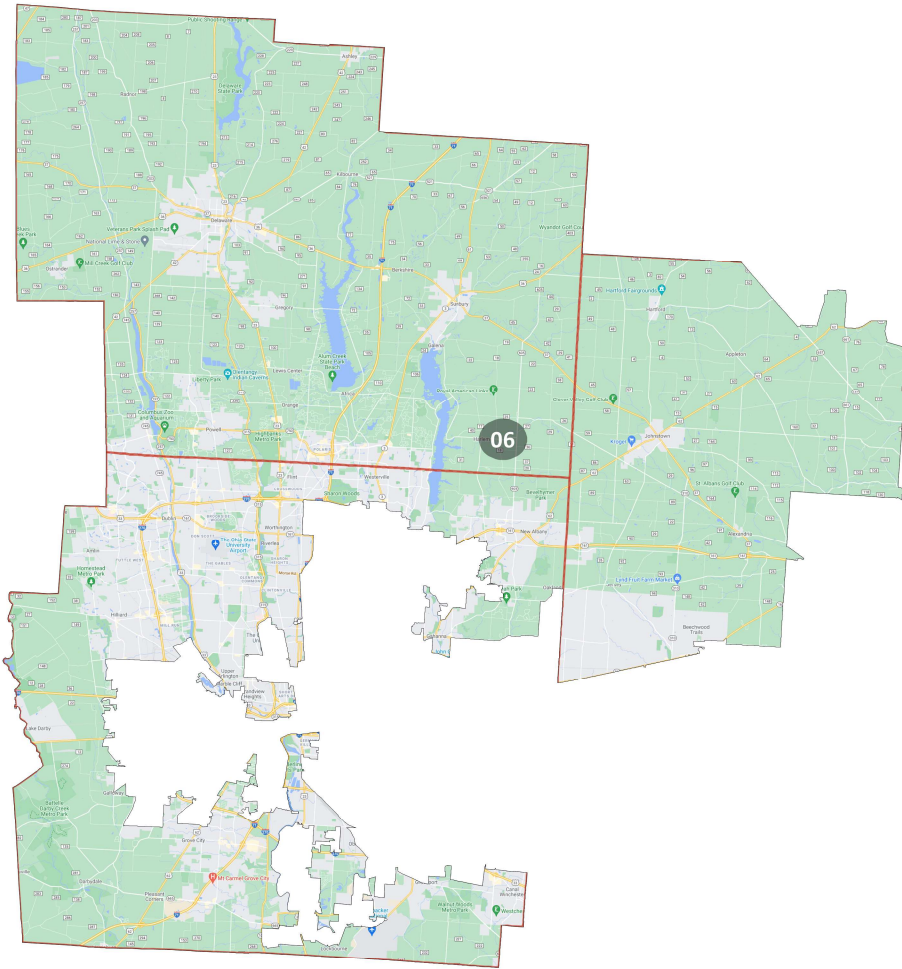


Field	Value
District	05
Population	786630
Deviation	0
% Deviation	0%
% D 20_Pres	32.1%
% R 20_Pres	67.9%
% NH CVAP 19	99.0%
% NH White CVAP 19	93.2%
% NH Black CVAP 19	4.1%
% NH Asian CVAP 19	0.7%
% H CVAP 19	1.0%
ernate Schwartzberg	2.17
Polsby Popper	0.21
Perimeter	677.04
Reock	0.26
NH_Wht	698469
% NH_Wht	88.79%
AP_BlK	42571
% AP_BlK	5.41%
AP_Ind	17373
% AP_Ind	2.21%
AP_Asn	12272
% AP_Asn	1.56%
AP_Hwn	688
% AP_Hwn	0.09%
AP_Oth	15030
% AP_Oth	1.91%
Hispanic Origin	12583
% Hispanic Origin	1.6%
18+_Pop	617604
NH18+_Wht	556012
% NH18+_Wht	90.03%
18+_AP_BlK	28824
% 18+_AP_BlK	4.67%
18+_AP_Ind	12923
% 18+_AP_Ind	2.09%
18+_AP_Asn	8542
% 18+_AP_Asn	1.38%
18+_AP_Hwn	458
% 18+_AP_Hwn	0.07%

©2021 CALIPER

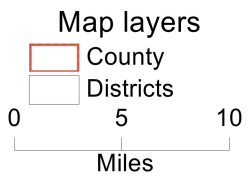


District: 06

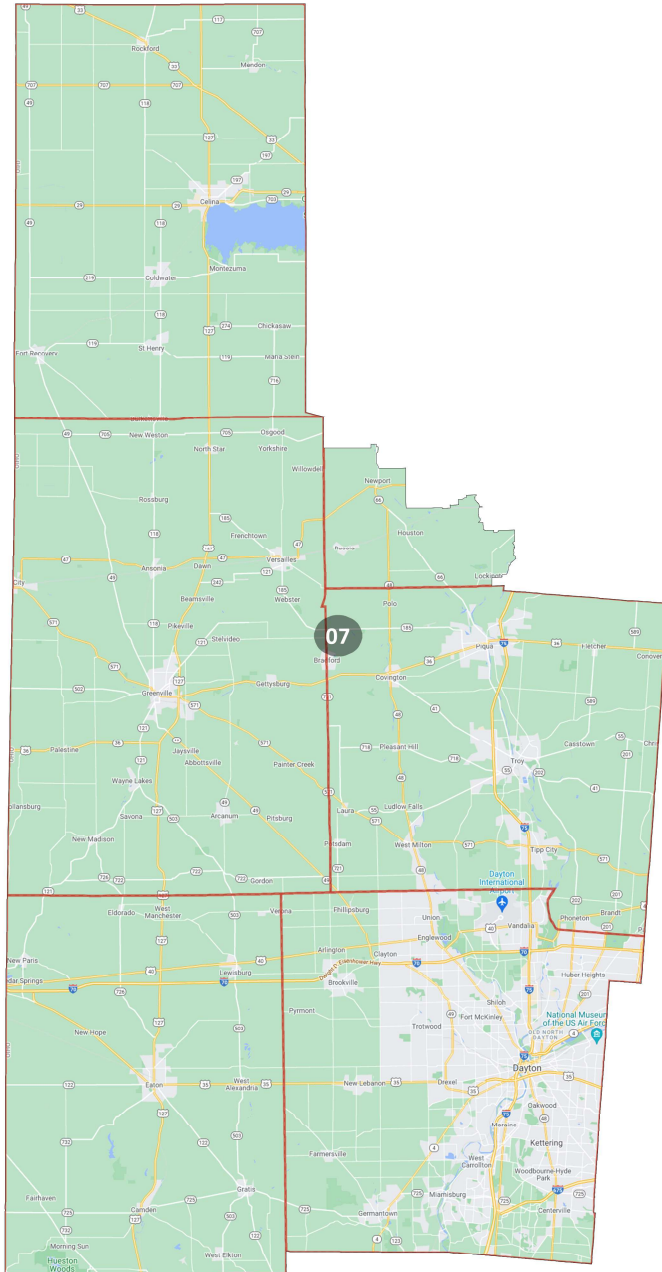


Field	Value
District	06
Population	786629
Deviation	-1
% Deviation	-0%
% D 20_Pres	55.3%
% R 20_Pres	44.7%
% NH CVAP 19	97.8%
% NH White CVAP 19	88.0%
% NH Black CVAP 19	5.1%
% NH Asian CVAP 19	4.0%
% H CVAP 19	2.2%
ernate Schwartzberg	3.43
Polsby Popper	0.08
Perimeter	384.84
Reock	0.45
NH_Wht	622577
% NH_Wht	79.14%
AP_BlK	49185
% AP_BlK	6.25%
AP_Ind	13344
% AP_Ind	1.7%
AP_Asn	66561
% AP_Asn	8.46%
AP_Hwn	975
% AP_Hwn	0.12%
AP_Oth	32052
% AP_Oth	4.07%
Hispanic Origin	32149
% Hispanic Origin	4.09%
18+_Pop	608718
NH18+_Wht	495315
% NH18+_Wht	81.37%
18+_AP_BlK	32915
% 18+_AP_BlK	5.41%
18+_AP_Ind	9488
% 18+_AP_Ind	1.56%
18+_AP_Asn	47235
% 18+_AP_Asn	7.76%
18+_AP_Hwn	666
% 18+_AP_Hwn	0.11%

©2021 CALIPER

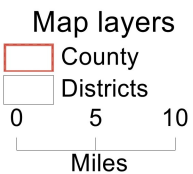


District: 07

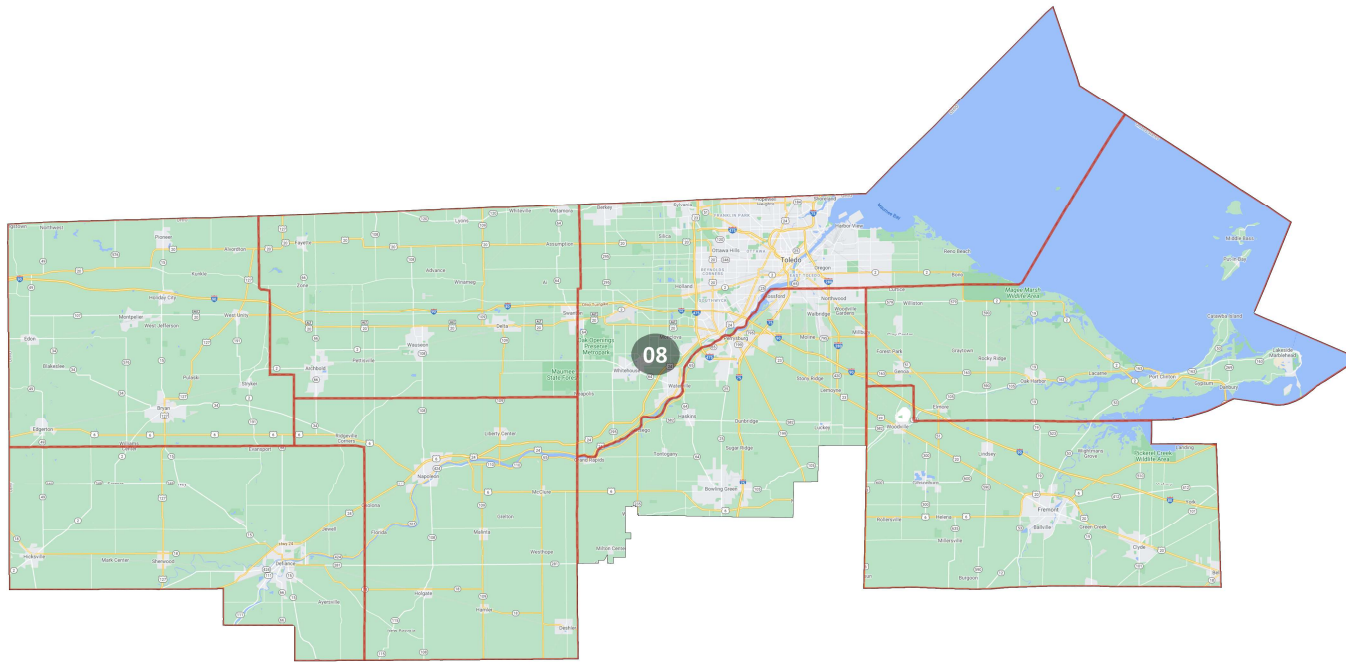


©2021 CALIPER

Field	Value
District	07
Population	786630
Deviation	0
% Deviation	0%
% D 20_Pres	41.5%
% R 20_Pres	58.5%
% NH CVAP 19	98.5%
% NH White CVAP 19	81.6%
% NH Black CVAP 19	14.6%
% NH Asian CVAP 19	1.3%
% H CVAP 19	1.5%
ernate Schwartzberg	1.41
Polsby Popper	0.5
Perimeter	247.19
Reock	0.41
NH_Wht	589710
% NH_Wht	74.97%
AP_BlK	132830
% AP_BlK	16.89%
AP_Ind	16425
% AP_Ind	2.09%
AP_Asn	20814
% AP_Asn	2.65%
AP_Hwn	1689
% AP_Hwn	0.21%
AP_Oth	25453
% AP_Oth	3.24%
Hispanic Origin	25597
% Hispanic Origin	3.25%
18+_Pop	610857
NH18+_Wht	472245
% NH18+_Wht	77.31%
18+_AP_BlK	93417
% 18+_AP_BlK	15.29%
18+_AP_Ind	12224
% 18+_AP_Ind	2%
18+_AP_Asn	14994
% 18+_AP_Asn	2.45%
18+_AP_Hwn	1069
% 18+_AP_Hwn	0.18%



District: 08



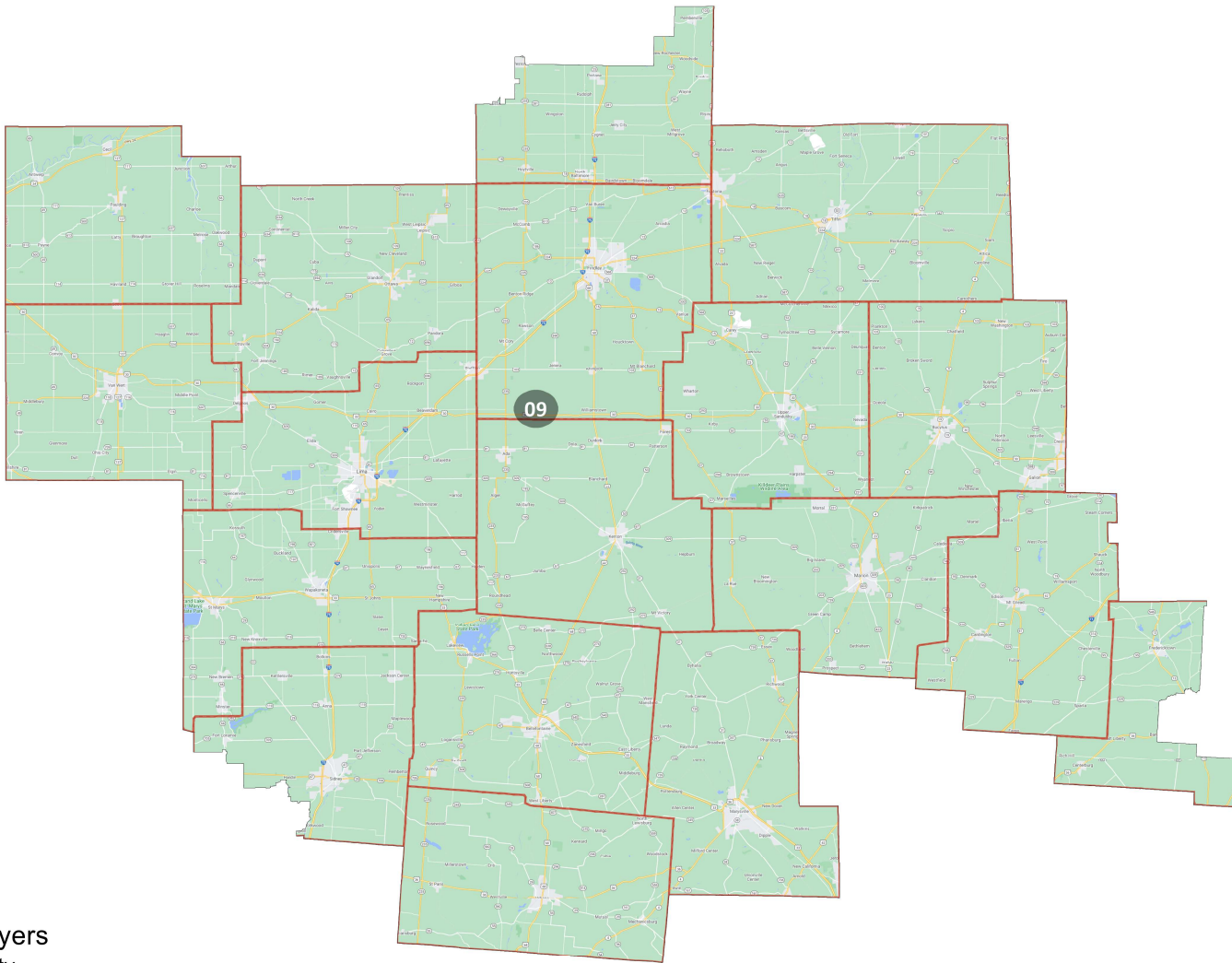
Field	Value
District	08
Population	786630
Deviation	0
% Deviation	0%
% D 20_Pres	48.3%
% R 20_Pres	51.7%
% NH CVAP 19	94.5%
% NH White CVAP 19	81.3%
% NH Black CVAP 19	11.4%
% NH Asian CVAP 19	1.0%
% H CVAP 19	5.5%
ernate Schwartzberg	1.66
Polsby Popper	0.36
Perimeter	351.5
Reock	0.34
NH_Wht	589645
% NH_Wht	74.96%
AP_BlK	108650
% AP_BlK	13.81%
AP_Ind	16070
% AP_Ind	2.04%
AP_Asn	15226
% AP_Asn	1.94%
AP_Hwn	708
% AP_Hwn	0.09%
AP_Oth	42448
% AP_Oth	5.4%
Hispanic Origin	58887
% Hispanic Origin	7.49%
18+_Pop	614220
NH18+_Wht	479202
% NH18+_Wht	78.02%
18+_AP_BlK	73758
% 18+_AP_BlK	12.01%
18+_AP_Ind	11804

Map layers

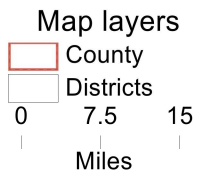
- County
- Districts



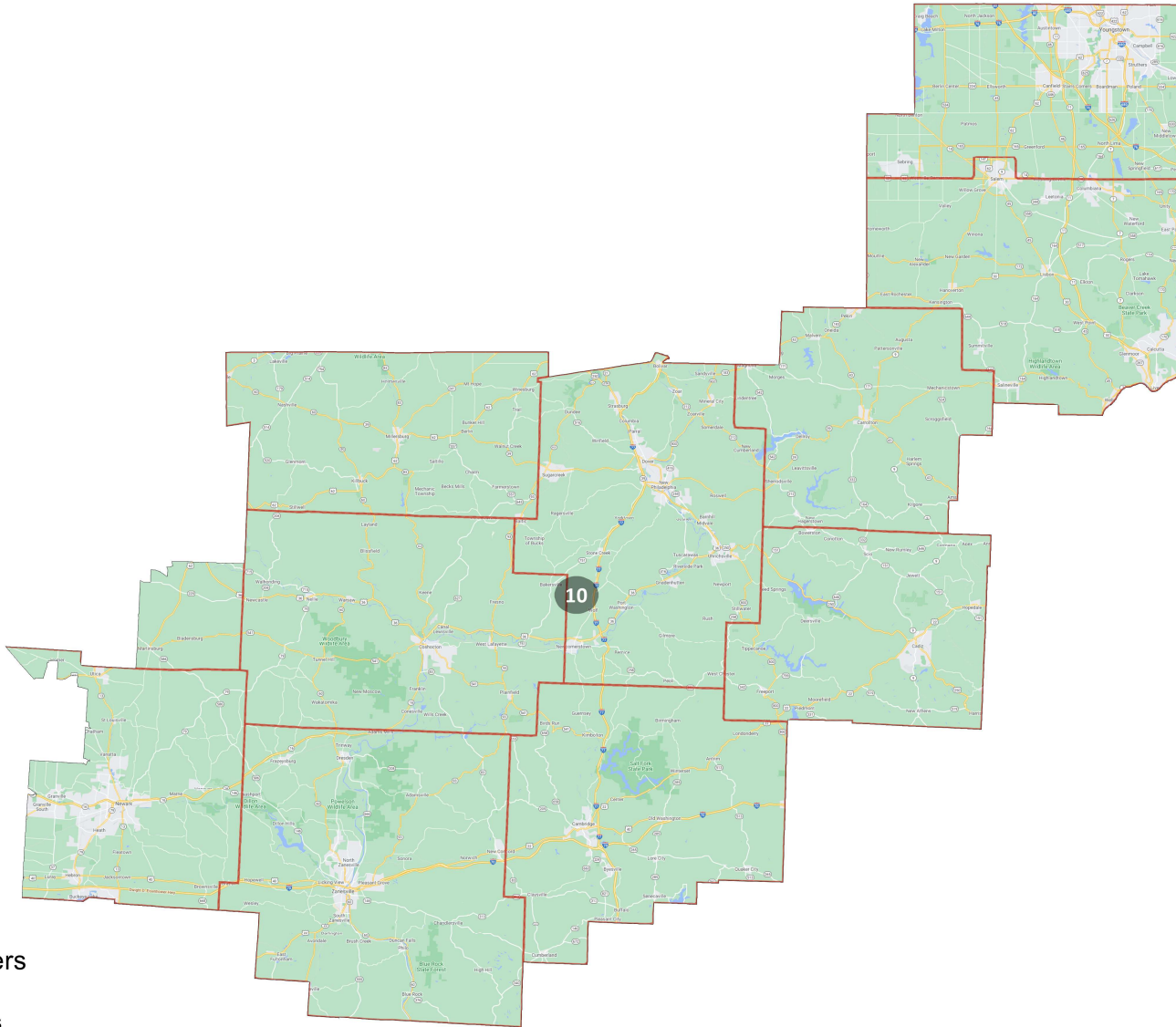
District: 09



Field	Value
District	09
Population	786630
Deviation	0
% Deviation	0%
% D 20_Pres	26.2%
% R 20_Pres	73.8%
% NH CVAP 19	97.8%
% NH White CVAP 19	92.8%
% NH Black CVAP 19	3.6%
% NH Asian CVAP 19	0.7%
% H CVAP 19	2.2%
ernate Schwartzberg	1.68
Polsby Popper	0.35
Perimeter	515.87
Reock	0.45
NH_Wht	694747
% NH_Wht	88.32%
AP_BlK	36099
% AP_BlK	4.59%
AP_Ind	15054
% AP_Ind	1.91%
AP_Asn	12250
% AP_Asn	1.56%
AP_Hwn	954
% AP_Hwn	0.12%
AP_Oth	22664
% AP_Oth	2.88%
Hispanic Origin	25584
% Hispanic Origin	3.25%
18+_Pop	604781
NH18+_Wht	543966
% NH18+_Wht	89.94%
18+_AP_BlK	23184
% 18+_AP_BlK	3.83%
18+_AP_Ind	10757



District: 10



©2021 CALIPER

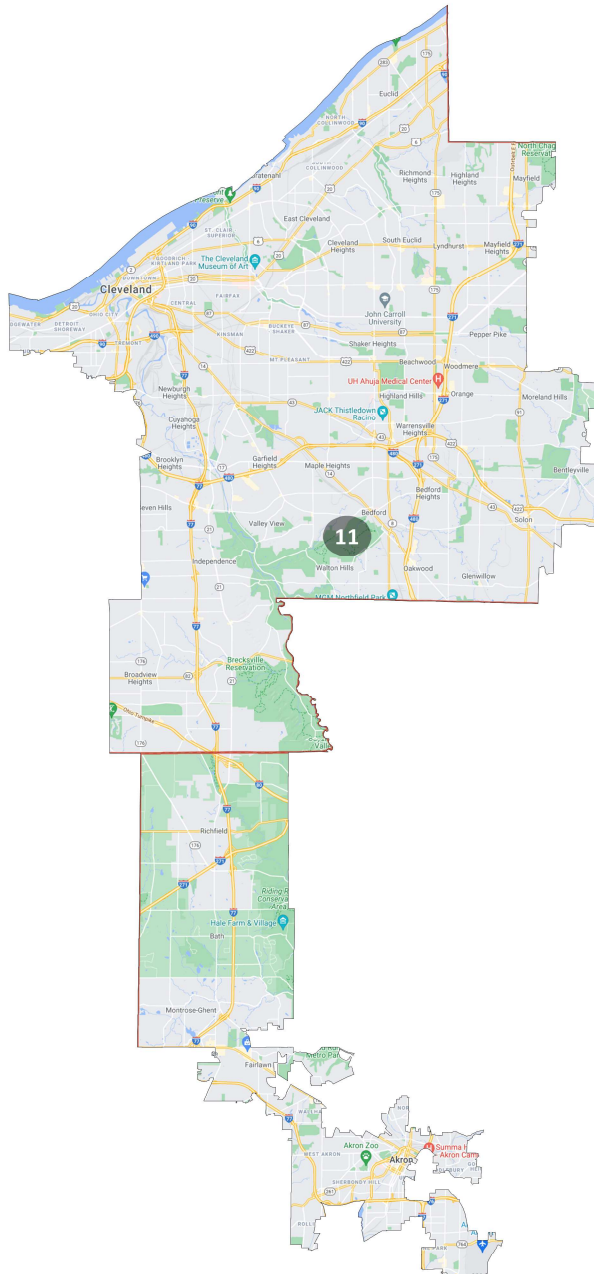
Field	Value
District	10
Population	786630
Deviation	0
% Deviation	0%
% D 20_Pres	34.9%
% R 20_Pres	65.1%
% NH CVAP 19	97.7%
% NH White CVAP 19	90.5%
% NH Black CVAP 19	5.9%
% NH Asian CVAP 19	0.6%
% H CVAP 19	2.3%
ernate Schwartzberg	1.79
Polsby Popper	0.31
Perimeter	449.89
Reock	0.34
NH_Wht	680656
% NH_Wht	86.53%
AP_BlK	56753
% AP_BlK	7.21%
AP_Ind	16113
% AP_Ind	2.05%
AP_Asn	7233
% AP_Asn	0.92%
AP_Hwn	698
% AP_Hwn	0.09%
AP_Oth	22686
% AP_Oth	2.88%
Hispanic Origin	24707
% Hispanic Origin	3.14%
18+_Pop	614676
NH18+_Wht	541766
% NH18+_Wht	88.14%
18+_AP_BlK	38596
% 18+_AP_BlK	6.28%
18+_AP_Ind	11652

Map layers

- County
- Districts

0 7.5 15
Miles

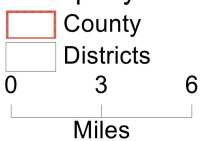
District: 11



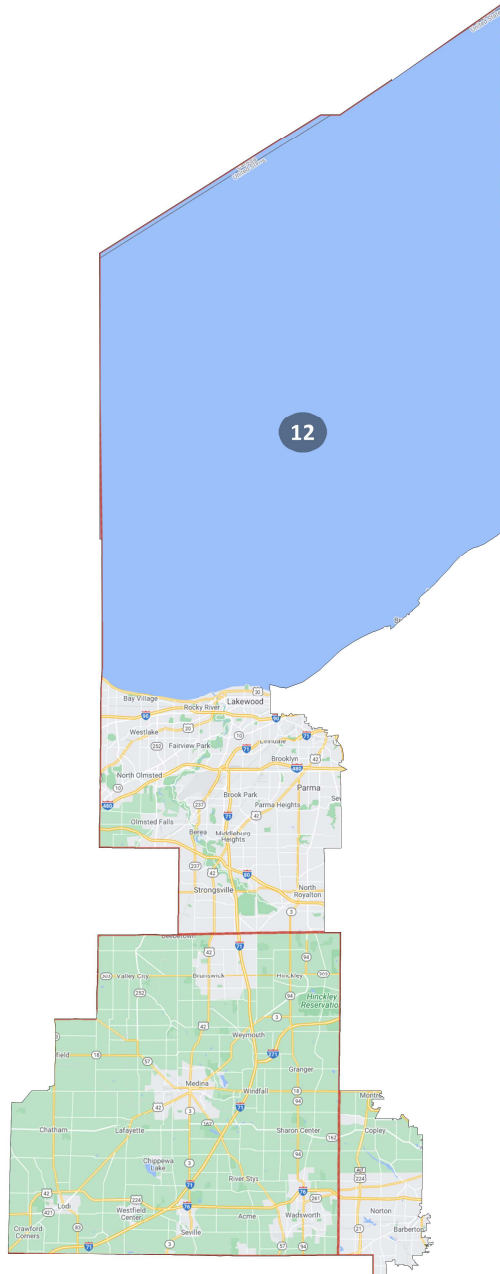
©2021 CALIPER

Field	Value
District	11
Population	786630
Deviation	0
% Deviation	0%
% D 20_Pres	76.7%
% R 20_Pres	23.3%
% NH CVAP 19	96.6%
% NH White CVAP 19	46.4%
% NH Black CVAP 19	47.5%
% NH Asian CVAP 19	1.9%
% H CVAP 19	3.4%
ernate Schwartzberg	2.95
Polsby Popper	0.12
Perimeter	191.44
Reock	0.24
NH_Wht	318069
% NH_Wht	40.43%
AP_BlK	394773
% AP_BlK	50.19%
AP_Ind	11000
% AP_Ind	1.4%
AP_Asn	31846
% AP_Asn	4.05%
AP_Hwn	967
% AP_Hwn	0.12%
AP_Oth	34172
% AP_Oth	4.34%
Hispanic Origin	37960
% Hispanic Origin	4.83%
18+_Pop	619686
NH18+_Wht	271294
% NH18+_Wht	43.78%
18+_AP_BlK	293130
% 18+_AP_BlK	47.3%
18+_AP_Ind	8294
% 18+_AP_Ind	1.34%
18+_AP_Asn	24269
% 18+_AP_Asn	3.92%
18+_AP_Hwn	668
% 18+_AP_Hwn	0.11%

Map layers



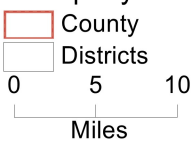
District: 12



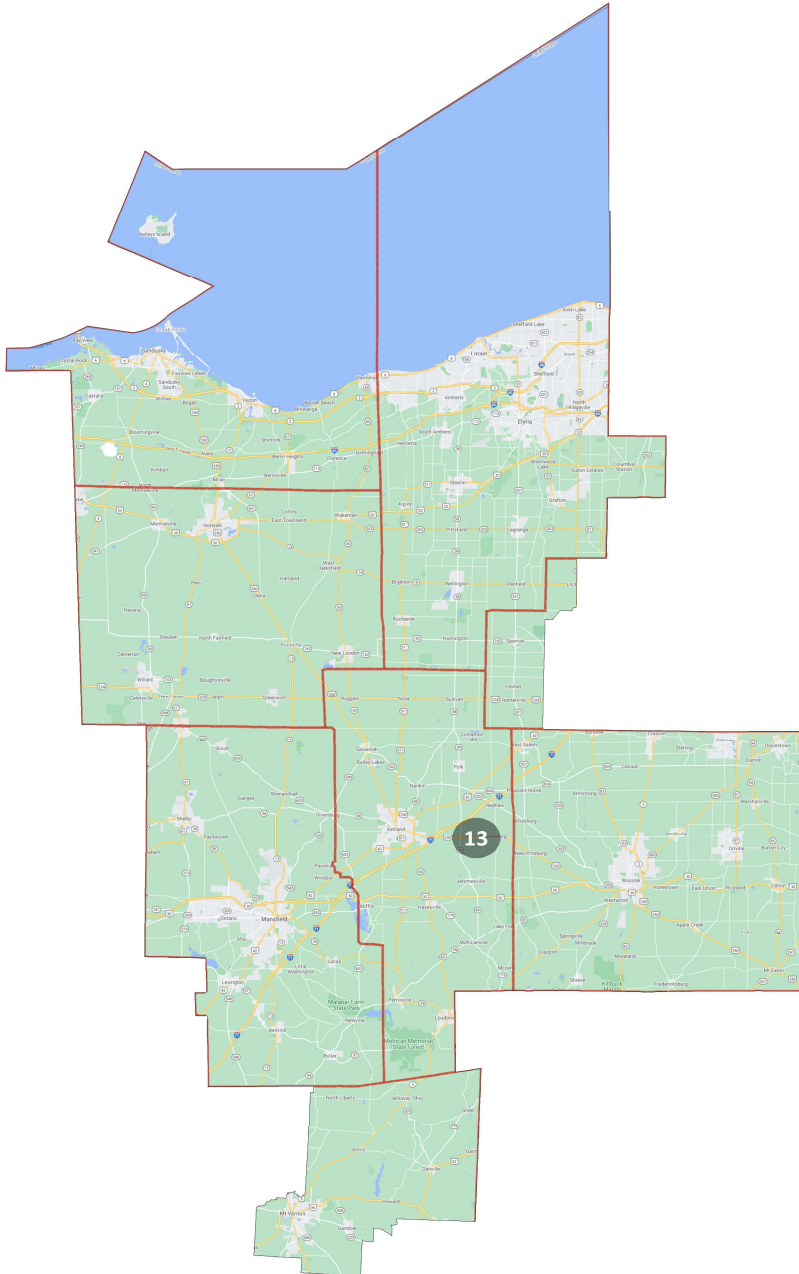
©2021 CALIPER

Field	Value
District	12
Population	786630
Deviation	0
% Deviation	0%
% D 20_Pres	50.8%
% R 20_Pres	49.2%
% NH CVAP 19	95.1%
% NH White CVAP 19	87.1%
% NH Black CVAP 19	5.2%
% NH Asian CVAP 19	2.2%
% H CVAP 19	4.9%
ernate Schwartzberg	1.86
Polsby Popper	0.29
Perimeter	244.65
Reock	0.26
NH_Wht	635667
% NH_Wht	80.81%
AP_BlK	54648
% AP_BlK	6.95%
AP_Ind	13810
% AP_Ind	1.76%
AP_Asn	28835
% AP_Asn	3.67%
AP_Hwn	952
% AP_Hwn	0.12%
AP_Oth	46458
% AP_Oth	5.91%
Hispanic Origin	53703
% Hispanic Origin	6.83%
18+_Pop	628882
NH18+_Wht	524078
% NH18+_Wht	83.33%
18+_AP_BlK	36518
% 18+_AP_BlK	5.81%
18+_AP_Ind	10123
% 18+_AP_Ind	1.61%
18+_AP_Asn	20891
% 18+_AP_Asn	3.32%
18+_AP_Hwn	674
% 18+_AP_Hwn	0.11%

Map layers



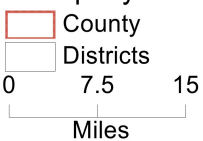
District: 13



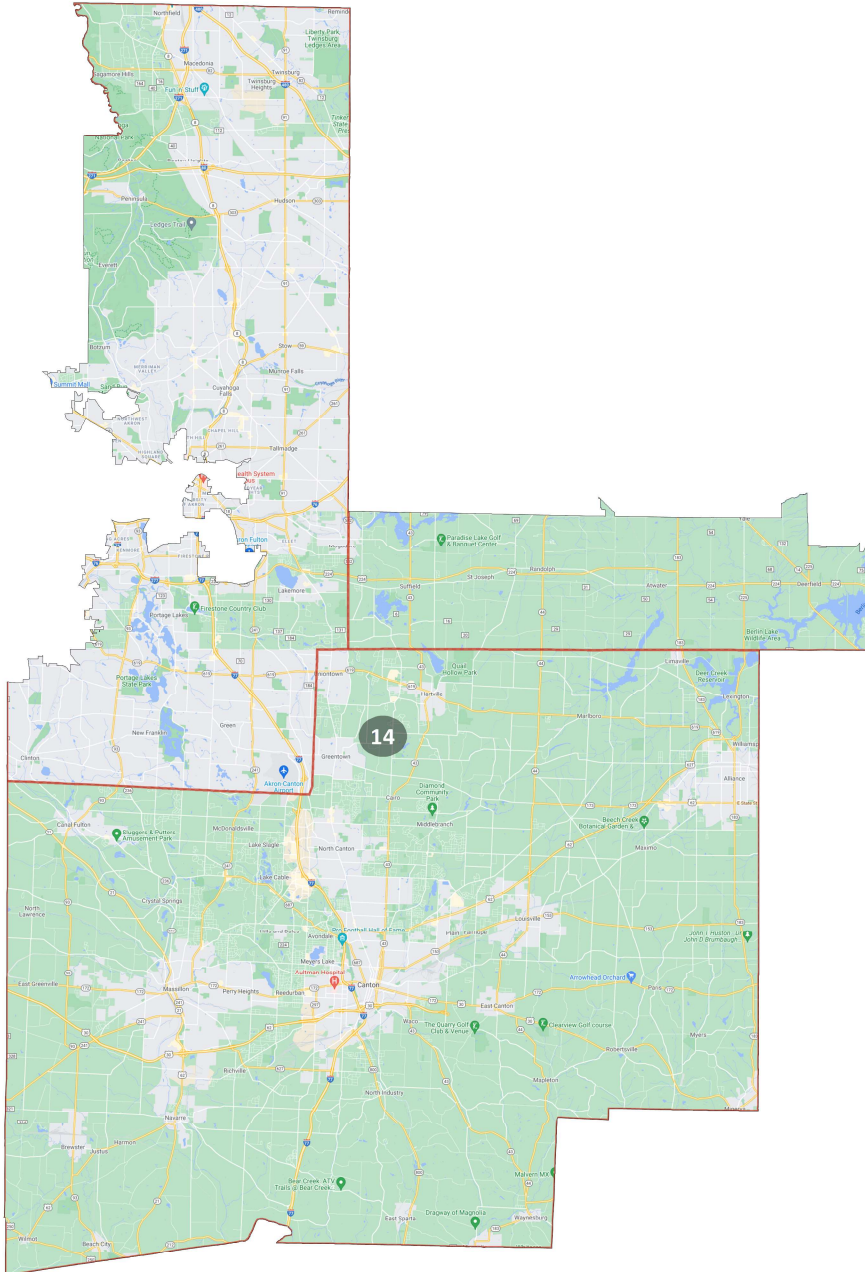
©2021 CALIPER

Field	Value
District	13
Population	786630
Deviation	0
% Deviation	0%
% D 20_Pres	38.9%
% R 20_Pres	61.1%
% NH CVAP 19	95.6%
% NH White CVAP 19	87.7%
% NH Black CVAP 19	6.2%
% NH Asian CVAP 19	0.8%
% H CVAP 19	4.4%
ernate Schwartzberg	1.78
Polsby Popper	0.32
Perimeter	389.14
Reock	0.4
NH_Wht	651420
% NH_Wht	82.81%
AP_BlK	61334
% AP_BlK	7.8%
AP_Ind	16770
% AP_Ind	2.13%
AP_Asn	10267
% AP_Asn	1.31%
AP_Hwn	898
% AP_Hwn	0.11%
AP_Oth	37068
% AP_Oth	4.71%
Hispanic Origin	47422
% Hispanic Origin	6.03%
18+_Pop	613211
NH18+_Wht	521048
% NH18+_Wht	84.97%
18+_AP_BlK	40907
% 18+_AP_BlK	6.67%
18+_AP_Ind	12263
% 18+_AP_Ind	2%
18+_AP_Asn	7229
% 18+_AP_Asn	1.18%
18+_AP_Hwn	610
% 18+_AP_Hwn	0.1%

Map layers

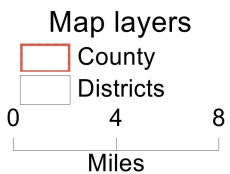


District: 14

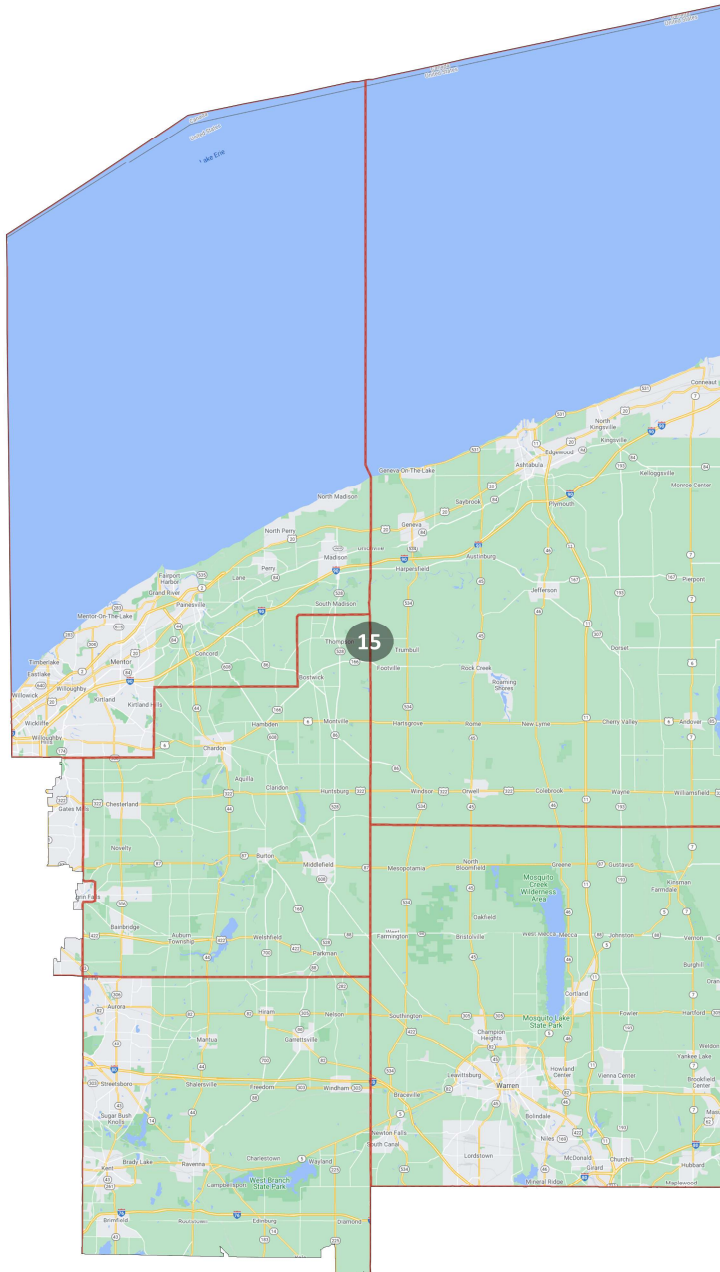


©2021 CALIPER

Field	Value
District	14
Population	786630
Deviation	0
% Deviation	0%
% D 20_Pres	46.4%
% R 20_Pres	53.6%
% NH CVAP 19	98.7%
% NH White CVAP 19	88.4%
% NH Black CVAP 19	8.1%
% NH Asian CVAP 19	1.4%
% H CVAP 19	1.3%
ernate Schwartzberg	2.16
Polsby Popper	0.21
Perimeter	239.29
Reock	0.45
NH_Wht	638833
% NH_Wht	81.21%
AP_BlK	80915
% AP_BlK	10.29%
AP_Ind	16890
% AP_Ind	2.15%
AP_Asn	26475
% AP_Asn	3.37%
AP_Hwn	768
% AP_Hwn	0.1%
AP_Oth	22877
% AP_Oth	2.91%
Hispanic Origin	19780
% Hispanic Origin	2.51%
18+_Pop	624036
NH18+_Wht	523352
% NH18+_Wht	83.87%
18+_AP_BlK	53858
% 18+_AP_BlK	8.63%
18+_AP_Ind	12331
% 18+_AP_Ind	1.98%
18+_AP_Asn	18377
% 18+_AP_Asn	2.94%
18+_AP_Hwn	482
% 18+_AP_Hwn	0.08%



District: 15



©2021 CALIPER

Field	Value
District	15
Population	786630
Deviation	0
% Deviation	0%
% D 20_Pres	43.1%
% R 20_Pres	56.9%
% NH CVAP 19	98.2%
% NH White CVAP 19	91.5%
% NH Black CVAP 19	5.2%
% NH Asian CVAP 19	0.9%
% H CVAP 19	1.8%
ernate Schwartzberg	1.28
Polsby Popper	0.61
Perimeter	279.08
Reock	0.5
NH_Wht	673291
% NH_Wht	85.59%
AP_BlK	53491
% AP_BlK	6.8%
AP_Ind	15087
% AP_Ind	1.92%
AP_Asn	14162
% AP_Asn	1.8%
AP_Hwn	721
% AP_Hwn	0.09%
AP_Oth	27202
% AP_Oth	3.46%
Hispanic Origin	25306
% Hispanic Origin	3.22%
18+_Pop	629395
NH18+_Wht	550631
% NH18+_Wht	87.49%
18+_AP_BlK	36928
% 18+_AP_BlK	5.87%
18+_AP_Ind	10967
% 18+_AP_Ind	1.74%
18+_AP_Asn	10465
% 18+_AP_Asn	1.66%
18+_AP_Hwn	492
% 18+_AP_Hwn	0.08%

