
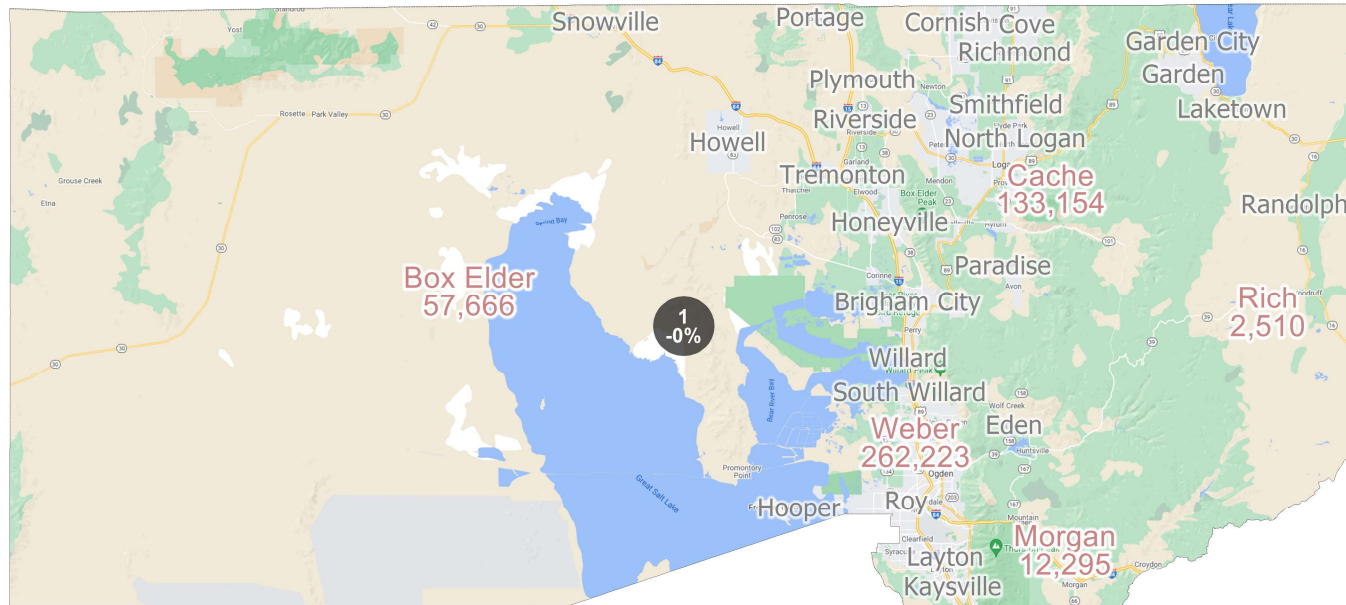


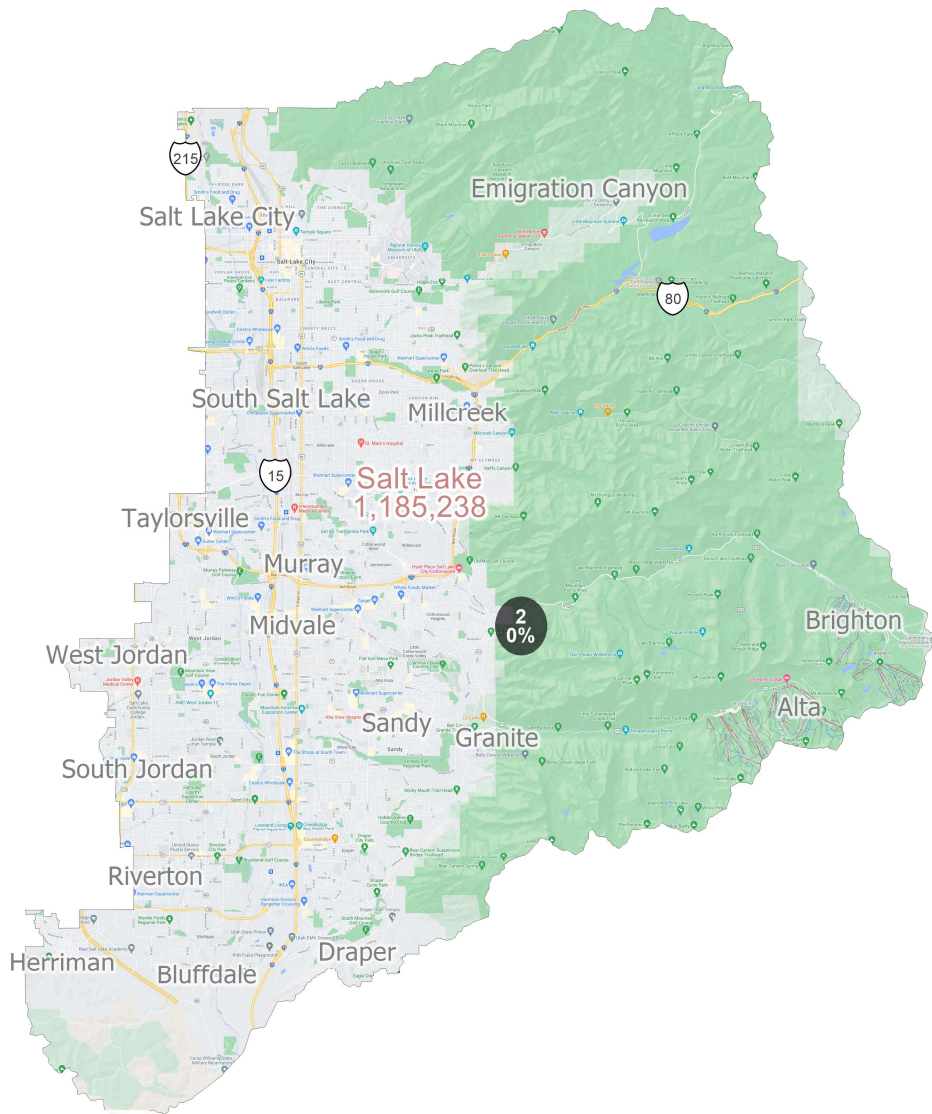
District: 1



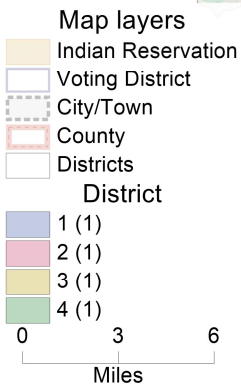
©2021 CALIPER; ©2020 HERE

Field	Value
District	1
Population	817898
Deviation	-6
% Deviation	-0%
Alternate Schwartzberg	1.43
Polsby Popper	0.49
Perimeter	517.78
Reock	0.46
NH_Wht	648185
% NH_Wht	79.25%
AP_Blk	16427
% AP_Blk	2.01%
AP_Ind	18115
% AP_Ind	2.21%
AP_Asn	24513
% AP_Asn	3%
AP_Hwn	9250
% AP_Hwn	1.13%
AP_Oth	82269
% AP_Oth	10.06%
Hispanic Origin	108136
% Hispanic Origin	13.22%
18+_Pop	570850
NH18+_Wht	462991
% NH18+_Wht	81.11%
18+_AP_Blk	9594
% 18+_AP_Blk	1.68%
18+_AP_Ind	12126
% 18+_AP_Ind	2.12%
18+_AP_Asn	16239
% 18+_AP_Asn	2.84%
18+_AP_Hwn	5180
% 18+_AP_Hwn	0.91%
18+_AP_Oth	53587
% 18+_AP_Oth	9.39%
H18+_Pop	67471
% H18+_Pop	11.82%

District: 2

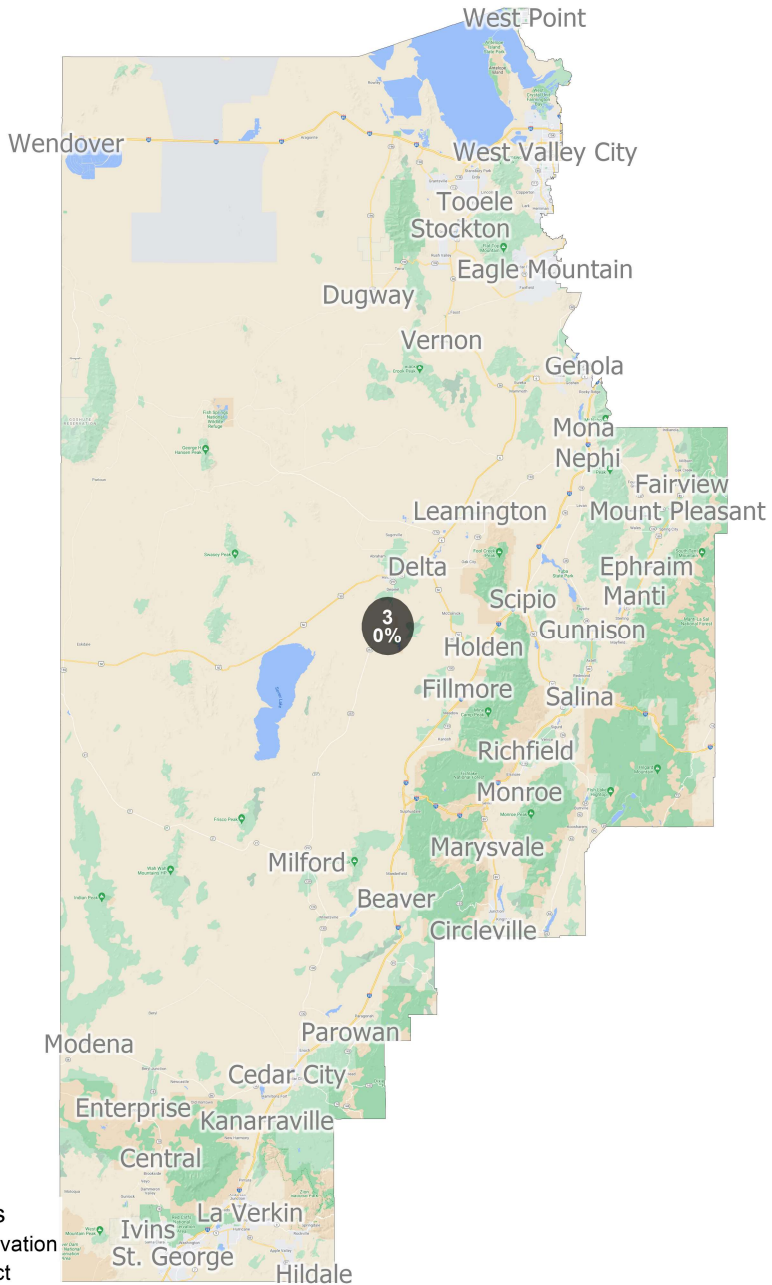


Field	Value
District	2
Population	817904
Deviation	0
% Deviation	0%
Alternate Schwartzberg	1.63
Polsby Popper	0.38
Perimeter	122.26
Reock	0.48
NH_Wht	589015
% NH_Wht	72.02%
AP_BlK	24557
% AP_BlK	3%
AP_Ind	19058
% AP_Ind	2.33%
AP_Asn	50529
% AP_Asn	6.18%
AP_Hwn	15559
% AP_Hwn	1.9%
AP_Oth	99210
% AP_Oth	12.13%
Hispanic Origin	124004
% Hispanic Origin	15.16%
18+_Pop	621994
NH18+_Wht	463406
% NH18+_Wht	74.5%
18+_AP_BlK	15644
% 18+_AP_BlK	2.52%
18+_AP_Ind	13618
% 18+_AP_Ind	2.19%
18+_AP_Asn	36958
% 18+_AP_Asn	5.94%
18+_AP_Hwn	9557
% 18+_AP_Hwn	1.54%
18+_AP_Oth	69538
% 18+_AP_Oth	11.18%
H18+_Pop	84300
% H18+_Pop	13.55%




©2021 CALIPER; ©2020 HERE

District: 3

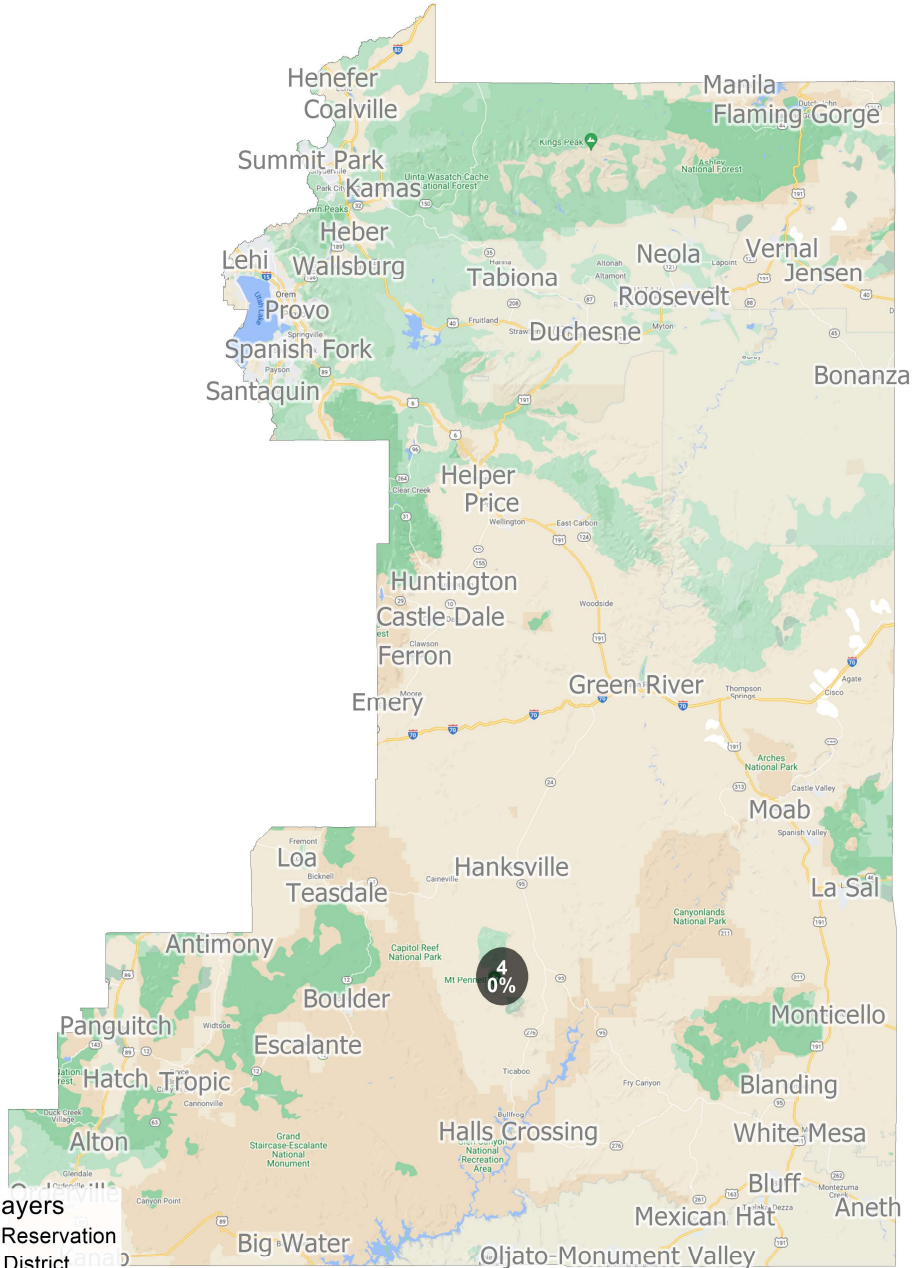


Field	Value
District	3
Population	817909
Deviation	5
% Deviation	0%
Alternate Schwartzberg	1.48
Polsby Popper	0.45
Perimeter	932.91
Reock	0.43
NH_Wht	583909
% NH_Wht	71.39%
AP_BlK	15753
% AP_BlK	1.93%
AP_Ind	22144
% AP_Ind	2.71%
AP_Asn	26746
% AP_Asn	3.27%
AP_Hwn	20596
% AP_Hwn	2.52%
AP_Oth	126280
% AP_Oth	15.44%
Hispanic Origin	157059
% Hispanic Origin	19.2%
18+_Pop	567135
NH18+_Wht	418212
% NH18+_Wht	73.74%
18+_AP_BlK	8724
% 18+_AP_BlK	1.54%
18+_AP_Ind	14616
% 18+_AP_Ind	2.58%
18+_AP_Asn	18031
% 18+_AP_Asn	3.18%
18+_AP_Hwn	11896
% 18+_AP_Hwn	2.1%
18+_AP_Oth	82705
% 18+_AP_Oth	14.58%
H18+_Pop	99339
% H18+_Pop	17.52%



©2021 CALIPER; ©2020 HERE

District: 4



Field	Value
District	4
Population	817905
Deviation	1
% Deviation	0%
Alternate Schwartzberg	1.54
Polsby Popper	0.42
Perimeter	1,126.61
Reock	0.45
NH_Wht	644246
% NH_Wht	78.77%
AP_BlK	10391
% AP_BlK	1.27%
AP_Ind	27917
% AP_Ind	3.41%
AP_Asn	23300
% AP_Asn	2.85%
AP_Hwn	13842
% AP_Hwn	1.69%
AP_Oth	83359
% AP_Oth	10.19%
Hispanic Origin	103713
% Hispanic Origin	12.68%
18+_Pop	564072
NH18+_Wht	453391
% NH18+_Wht	80.38%
18+_AP_BlK	5917
% 18+_AP_BlK	1.05%
18+_AP_Ind	18414
% 18+_AP_Ind	3.26%
18+_AP_Asn	15053
% 18+_AP_Asn	2.67%
18+_AP_Hwn	7864
% 18+_AP_Hwn	1.39%
18+_AP_Oth	54660
% 18+_AP_Oth	9.69%
H18+_Pop	65500
% H18+_Pop	11.61%

Map layers

- Indian Reservation
- Voting District
- City/Town
- County
- Districts

District

- 1 (1)
- 2 (1)
- 3 (1)
- 4 (1)

0 25 50
Miles

©2021 CALIPER; ©2020 HERE