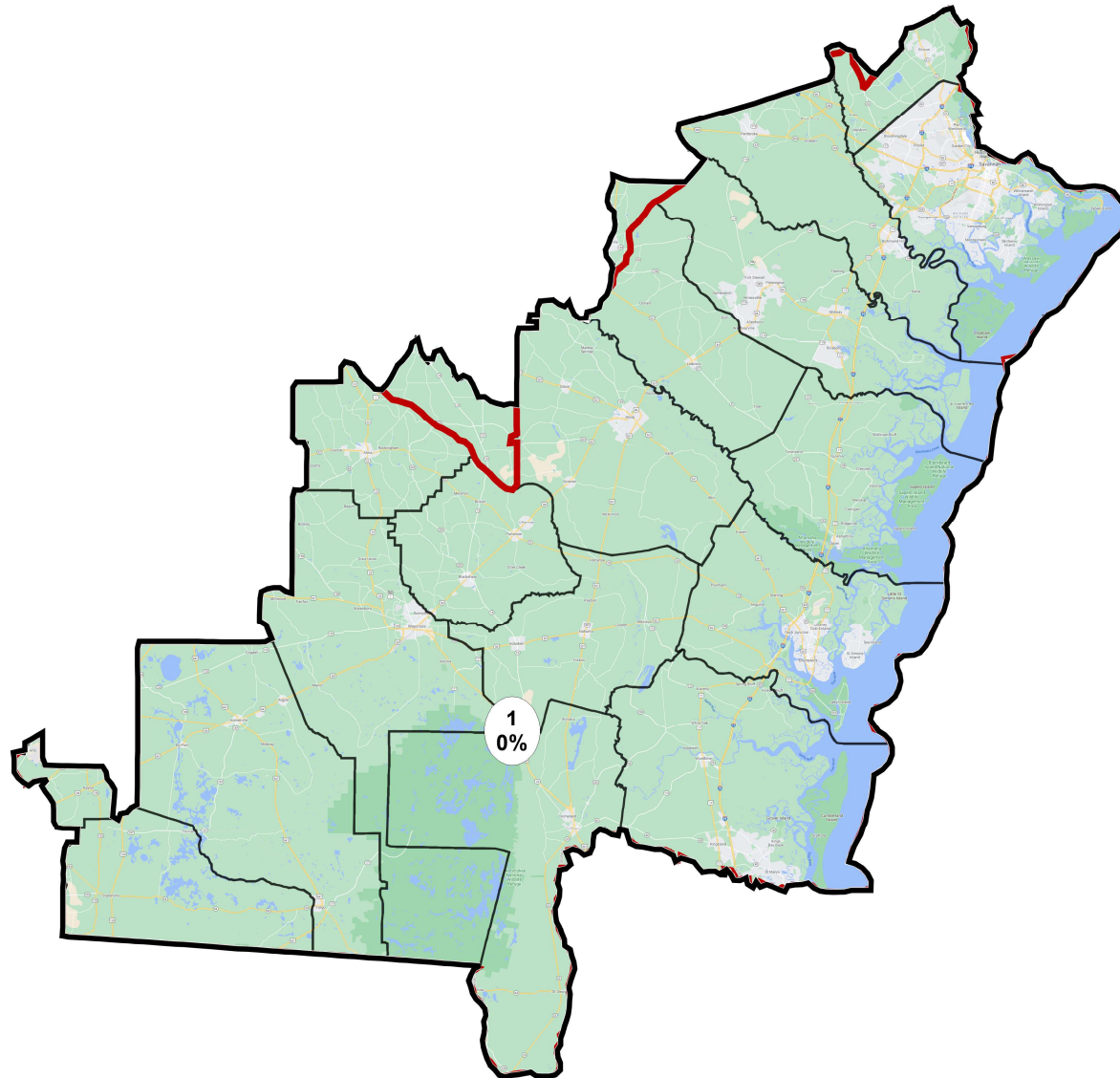
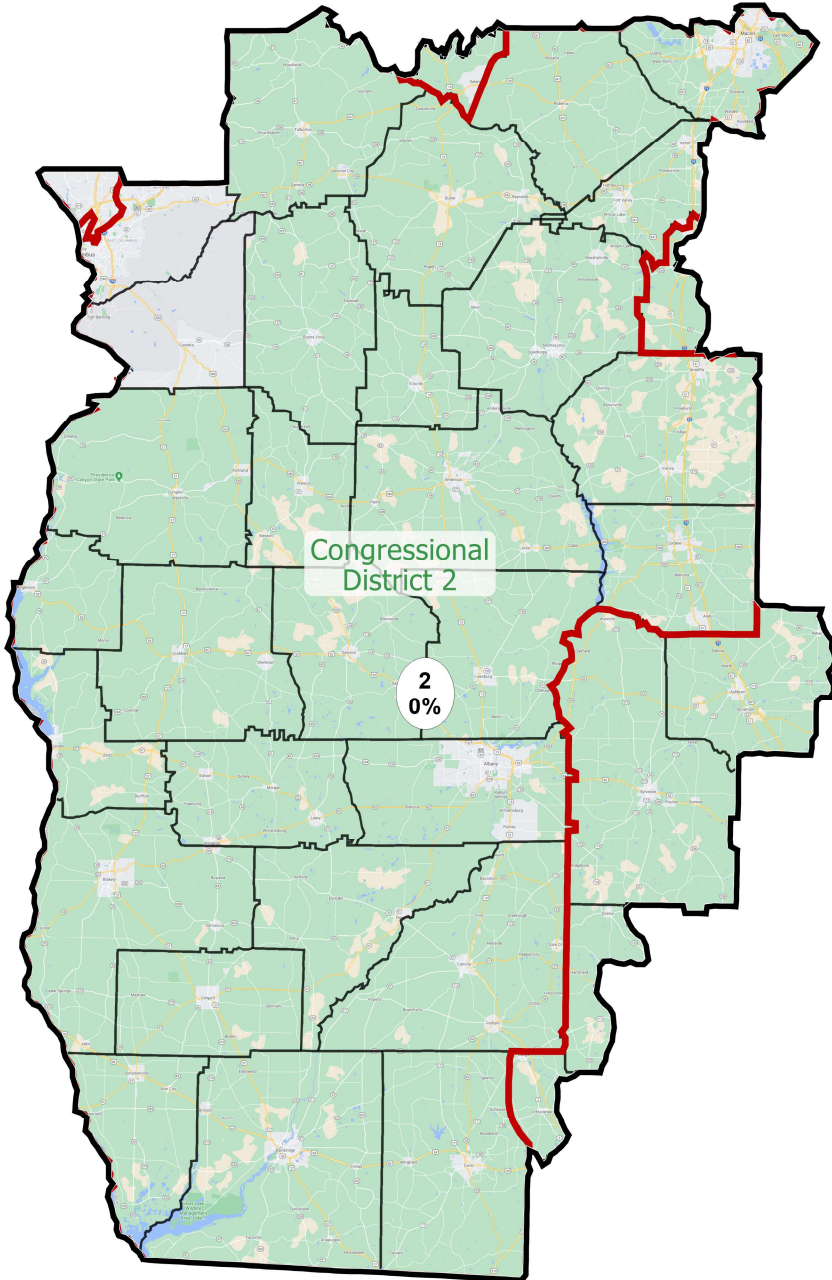


District: 1



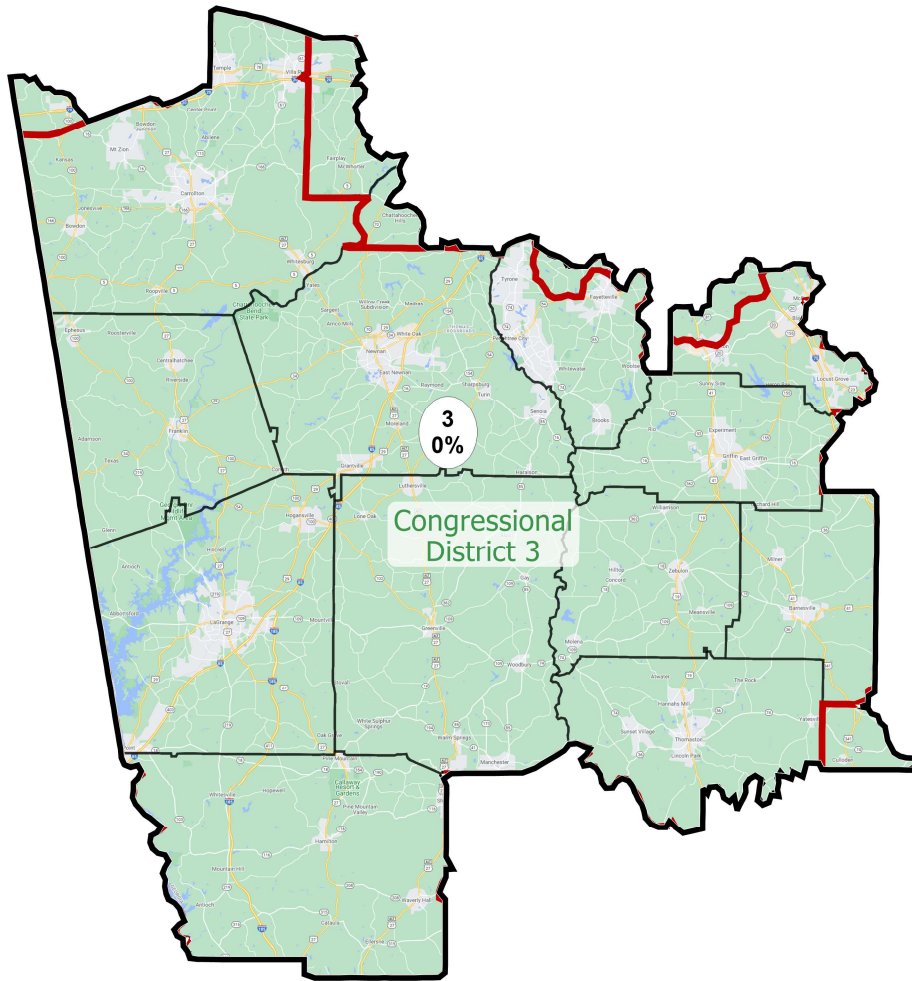
Field	Value
District	1
Population	765136
Deviation	0
% Deviation	0%
ernate Schwartzberg	2.06
Polsby Popper	0.23
NH_Wht	439031
% NH_Wht	57.38%
AP_BlK	231745
% AP_BlK	30.29%
AP_Ind	16025
% AP_Ind	2.09%
AP_Asn	23753
% AP_Asn	3.1%
AP_Hwn	2754
% AP_Hwn	0.36%
AP_Oth	46869
% AP_Oth	6.13%
Hispanic Origin	59893
18+_Pop	589148
NH18+_Wht	354732
% NH18+_Wht	60.21%
18+_AP_BlK	166595
% 18+_AP_BlK	28.28%
18+_AP_Ind	11794
% 18+_AP_Ind	2%
18+_AP_Asn	17761
% 18+_AP_Asn	3.01%
18+_AP_Hwn	1762
% 18+_AP_Hwn	0.3%
18+_AP_Oth	32445
% 18+_AP_Oth	5.51%
H18+_Pop	40380
% H18+_Pop	6.85%

District: 2



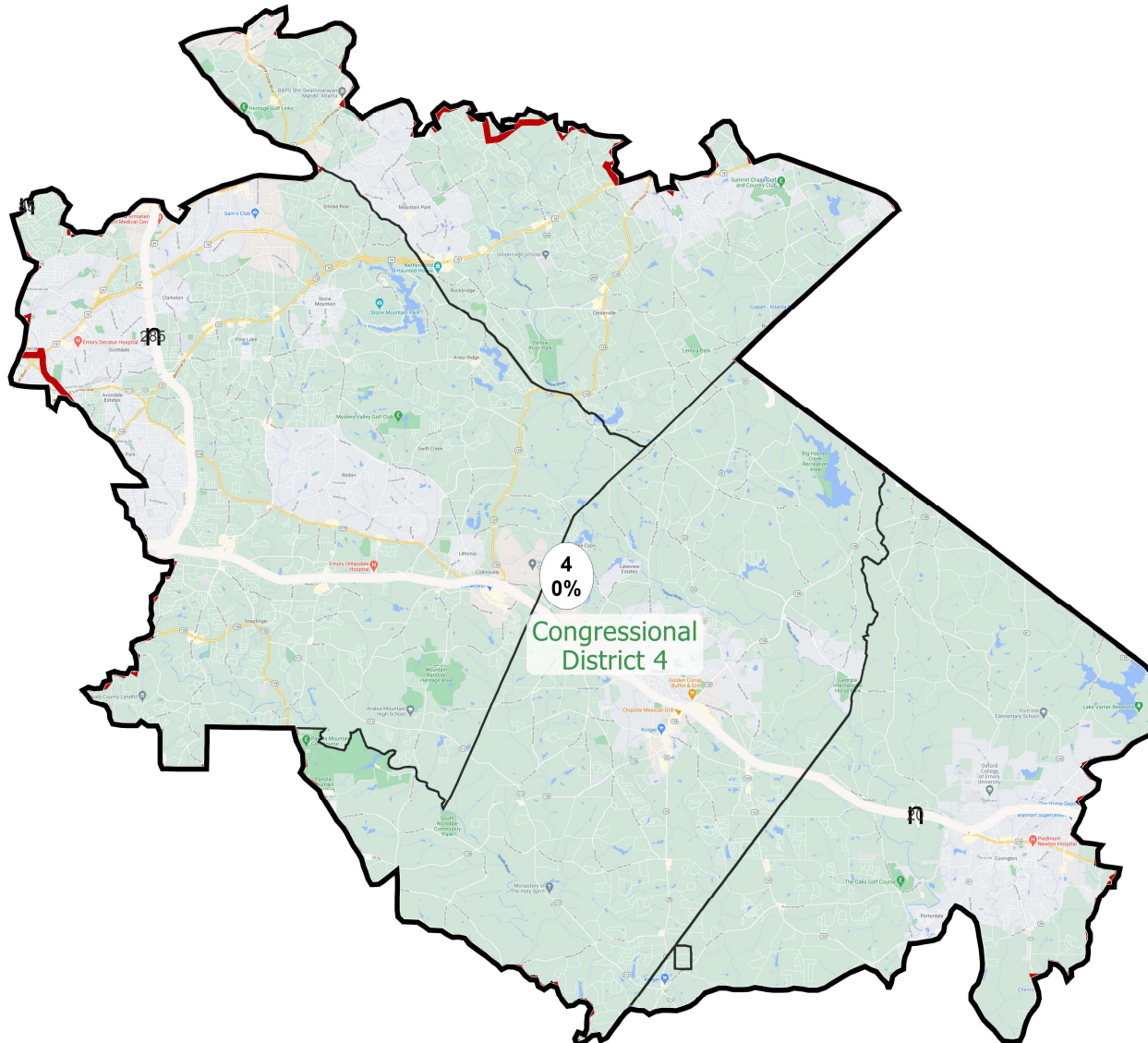
Field	Value
District	2
Population	765140
Deviation	4
% Deviation	0%
ernate Schwartzberg	1.73
Polsby Popper	0.34
NH_Wht	318454
% NH_Wht	41.62%
AP_Blkc	381437
% AP_Blkc	49.85%
AP_Ind	11941
% AP_Ind	1.56%
AP_Asn	15698
% AP_Asn	2.05%
AP_Hwn	1959
% AP_Hwn	0.26%
AP_Oth	36316
% AP_Oth	4.75%
Hispanic Origin	43848
18+_Pop	590034
NH18+_Wht	261933
% NH18+_Wht	44.39%
18+_AP_Blkc	281878
% 18+_AP_Blkc	47.77%
18+_AP_Ind	8891
% 18+_AP_Ind	1.51%
18+_AP_Asn	11417
% 18+_AP_Asn	1.93%
18+_AP_Hwn	1310
% 18+_AP_Hwn	0.22%
18+_AP_Oth	24852
% 18+_AP_Oth	4.21%
H18+_Pop	29094
% H18+_Pop	4.93%

District: 3



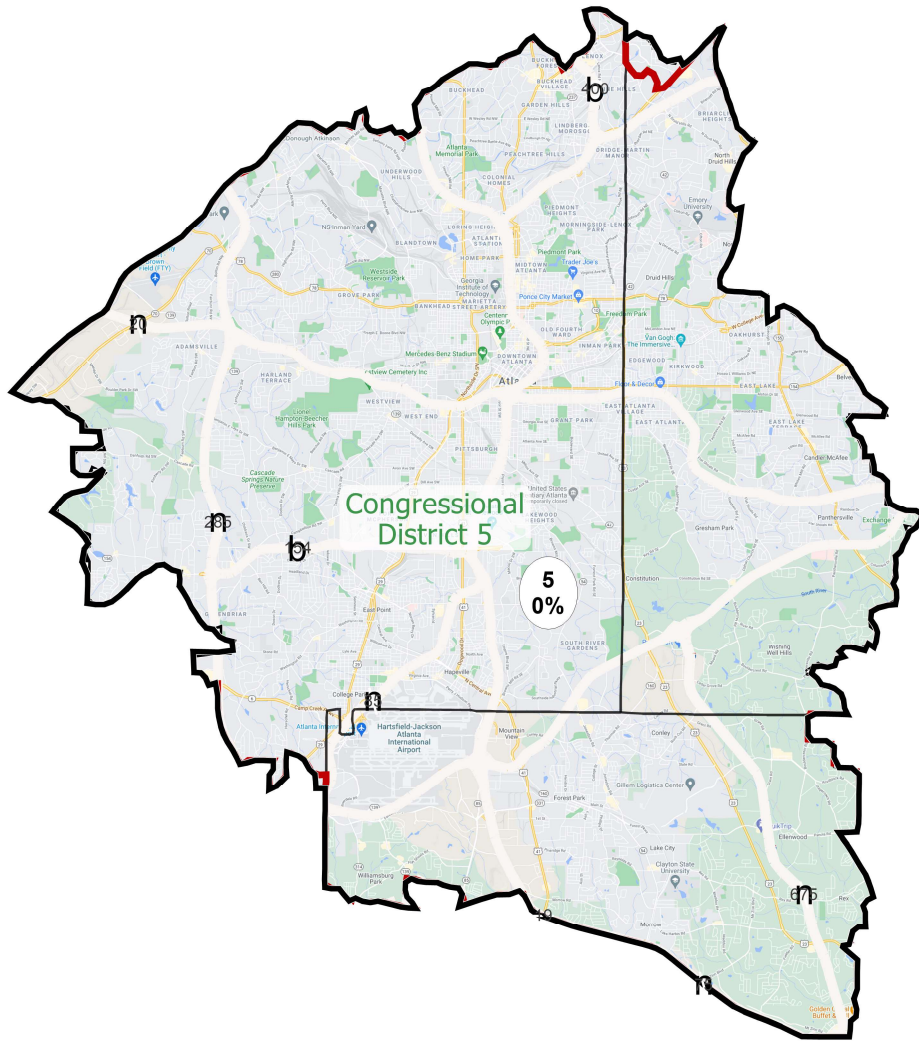
Field	Value
District	3
Population	765136
Deviation	0
% Deviation	0%
ernate Schwartzberg	1.9
Polsby Popper	0.28
NH_Wht	461480
% NH_Wht	60.31%
AP_BlK	220237
% AP_BlK	28.78%
AP_Ind	15881
% AP_Ind	2.08%
AP_Asn	21730
% AP_Asn	2.84%
AP_Hwn	1025
% AP_Hwn	0.13%
AP_Oth	43001
% AP_Oth	5.62%
Hispanic Origin	49166
18+_Pop	583841
NH18+_Wht	367529
% NH18+_Wht	62.95%
18+_AP_BlK	158668
% 18+_AP_BlK	27.18%
18+_AP_Ind	11843
% 18+_AP_Ind	2.03%
18+_AP_Asn	15232
% 18+_AP_Asn	2.61%
18+_AP_Hwn	655
% 18+_AP_Hwn	0.11%
18+_AP_Oth	28914
% 18+_AP_Oth	4.95%
H18+_Pop	31952
% H18+_Pop	5.47%

District: 4



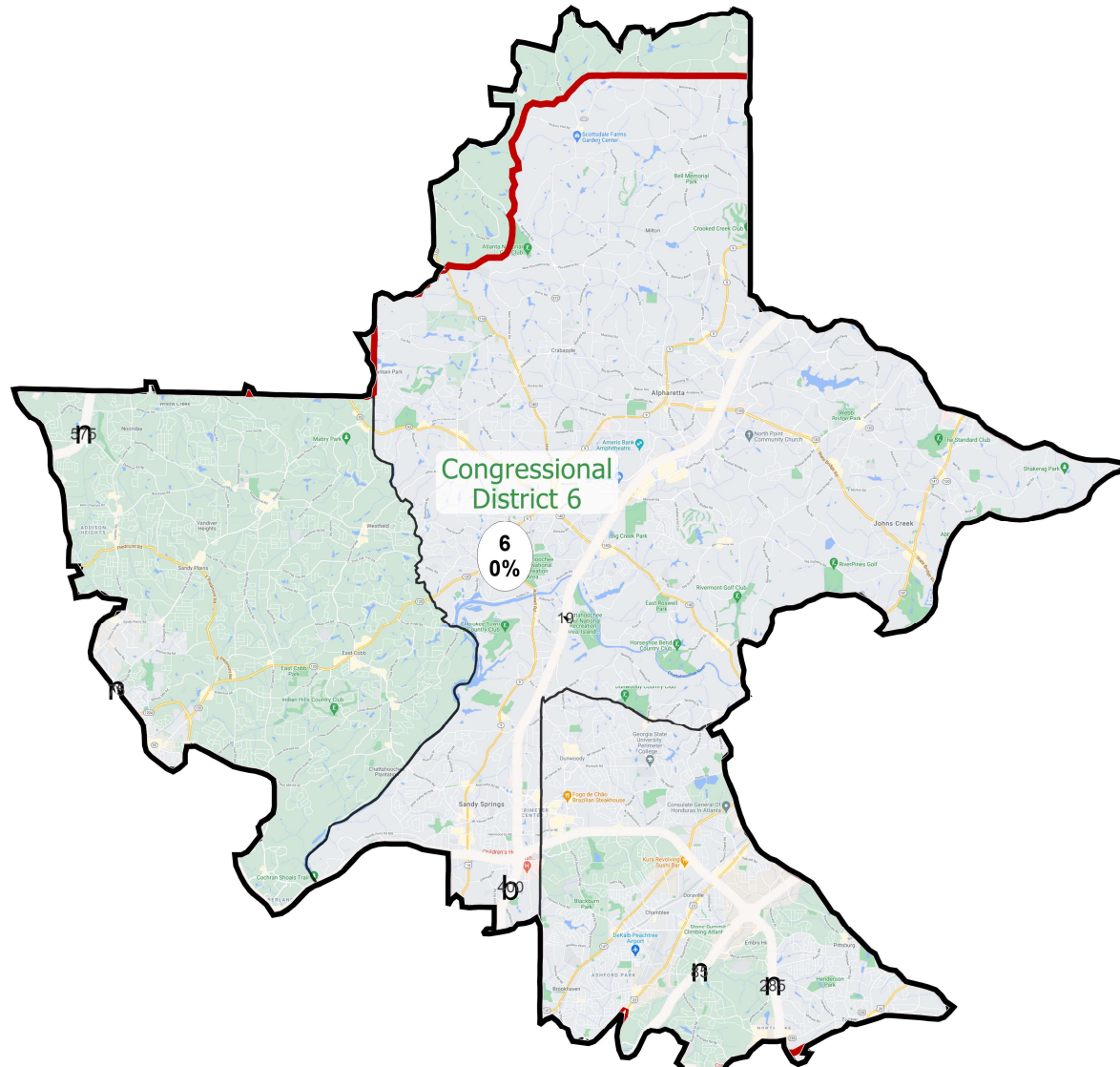
Field	Value
District	4
Population	765136
Deviation	0
% Deviation	0%
ernate Schwartzberg	1.99
Polsby Popper	0.25
NH_Whit	159248
% NH_Whit	20.81%
AP_Black	471389
% AP_Black	61.61%
AP_Ind	12867
% AP_Ind	1.68%
AP_Asn	50835
% AP_Asn	6.64%
AP_Hwn	1210
% AP_Hwn	0.16%
AP_Oth	75508
% AP_Oth	9.87%
Hispanic Origin	84405
18+_Pop	580828
NH18+_Whit	135486
% NH18+_Whit	23.33%
18+_AP_Black	351749
% 18+_AP_Black	60.56%
18+_AP_Ind	9534
% 18+_AP_Ind	1.64%
18+_AP_Asn	36891
% 18+_AP_Asn	6.35%
18+_AP_Hwn	817
% 18+_AP_Hwn	0.14%
18+_AP_Oth	51251
% 18+_AP_Oth	8.82%
H18+_Pop	55538
% H18+_Pop	9.56%

District: 5



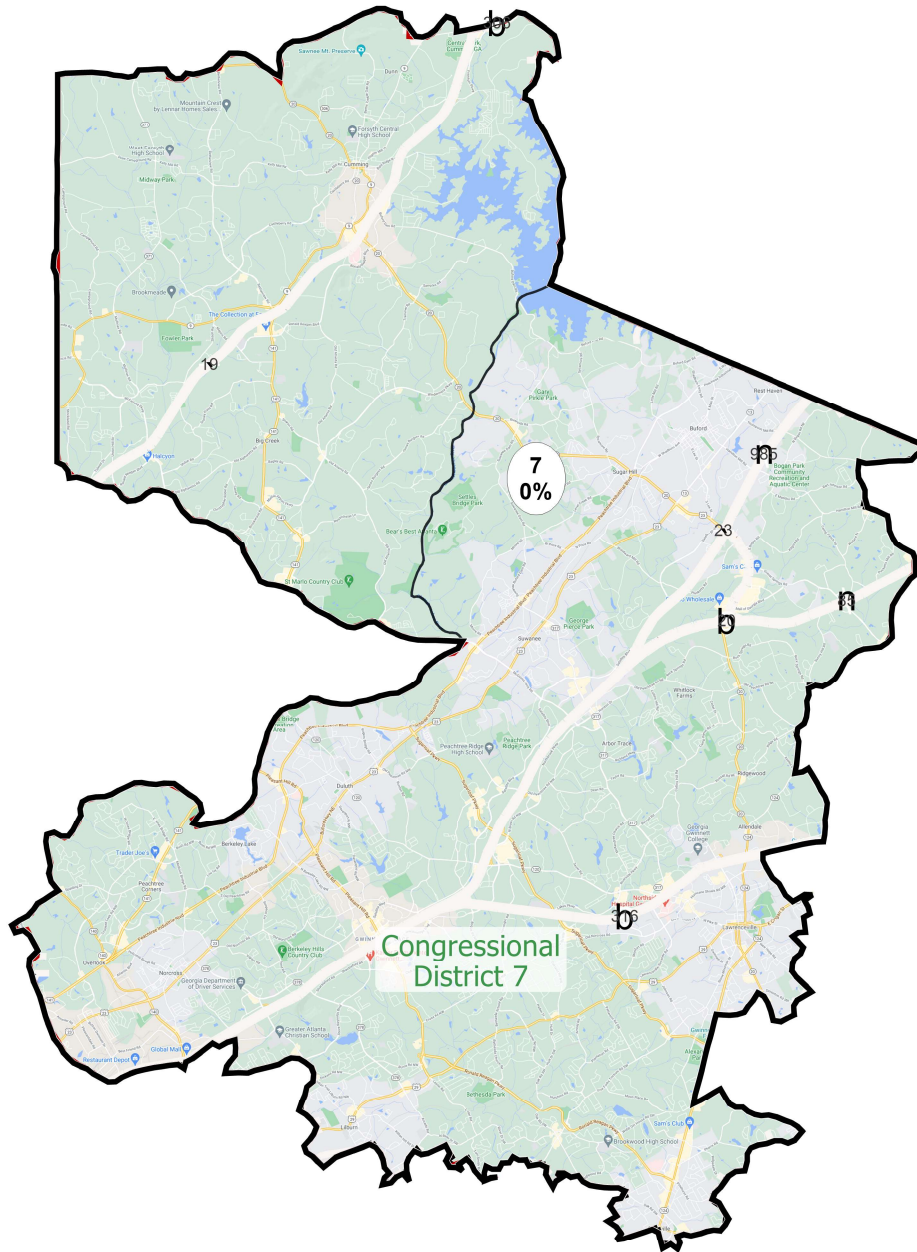
Field	Value
District	5
Population	765136
Deviation	0
% Deviation	0%
ernate Schwartzberg	1.74
Polsby Popper	0.33
NH_Wht	226635
% NH_Wht	29.62%
AP_BlK	428404
% AP_BlK	55.99%
AP_Ind	11785
% AP_Ind	1.54%
AP_Asn	41622
% AP_Asn	5.44%
AP_Hwn	1082
% AP_Hwn	0.14%
AP_Oth	58239
% AP_Oth	7.61%
Hispanic Origin	67617
18+_Pop	618108
NH18+_Wht	199024
% NH18+_Wht	32.2%
18+_AP_BlK	333847
% 18+_AP_BlK	54.01%
18+_AP_Ind	9022
% 18+_AP_Ind	1.46%
18+_AP_Asn	35101
% 18+_AP_Asn	5.68%
18+_AP_Hwn	867
% 18+_AP_Hwn	0.14%
18+_AP_Oth	41551
% 18+_AP_Oth	6.72%
H18+_Pop	48249
% H18+_Pop	7.81%

District: 6



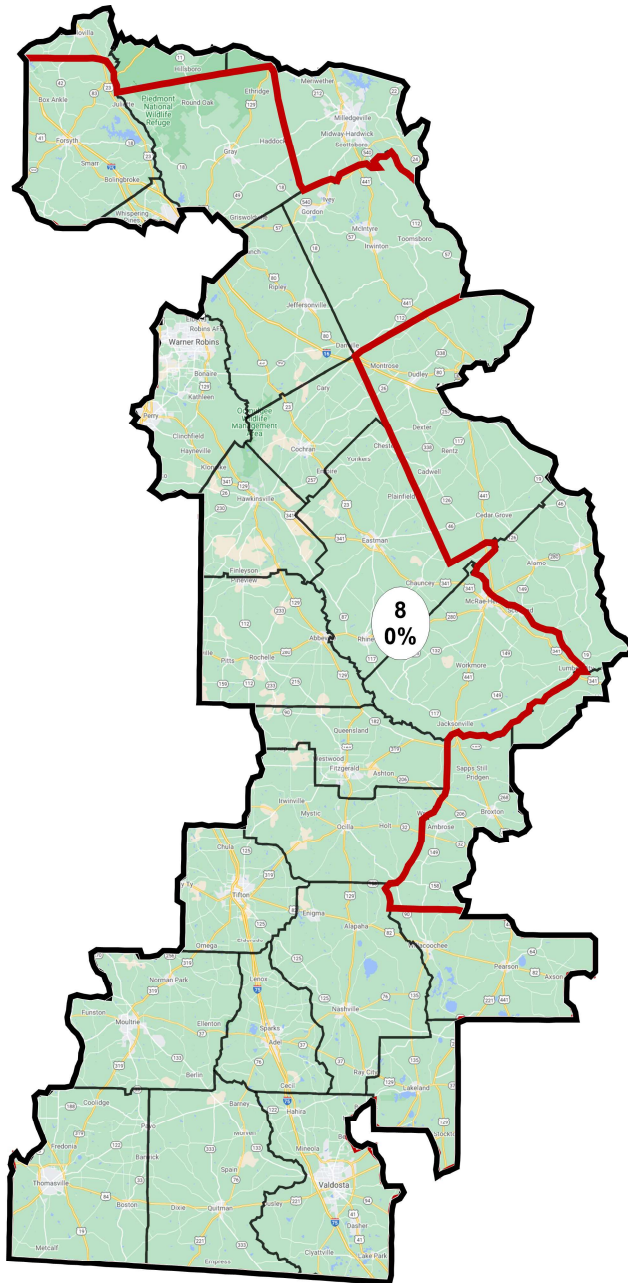
Field	Value
District	6
Population	765136
Deviation	0
% Deviation	0%
ernate Schwartzberg	2.02
Polsby Popper	0.25
NH_Wht	427772
% NH_Wht	55.91%
AP_BlK	111168
% AP_BlK	14.53%
AP_Ind	14077
% AP_Ind	1.84%
AP_Asn	109466
% AP_Asn	14.31%
AP_Hwn	1137
% AP_Hwn	0.15%
AP_Oth	97377
% AP_Oth	12.73%
Hispanic Origin	105164
18+_Pop	589220
NH18+_Wht	344218
% NH18+_Wht	58.42%
18+_AP_BlK	84846
% 18+_AP_BlK	14.4%
18+_AP_Ind	10266
% 18+_AP_Ind	1.74%
18+_AP_Asn	79296
% 18+_AP_Asn	13.46%
18+_AP_Hwn	793
% 18+_AP_Hwn	0.13%
18+_AP_Oth	67111
% 18+_AP_Oth	11.39%
H18+_Pop	71416
% H18+_Pop	12.12%

District: 7



Field	Value
District	7
Population	765136
Deviation	0
% Deviation	0%
ernate Schwartzberg	2
Polsby Popper	0.25
NH_Wht	295600
% NH_Wht	38.63%
AP_BlK	152900
% AP_BlK	19.98%
AP_Ind	15785
% AP_Ind	2.06%
AP_Asn	148464
% AP_Asn	19.4%
AP_Hwn	1243
% AP_Hwn	0.16%
AP_Oth	142146
% AP_Oth	18.58%
Hispanic Origin	164515
18+_Pop	567588
NH18+_Wht	236586
% NH18+_Wht	41.68%
18+_AP_BlK	108794
% 18+_AP_BlK	19.17%
18+_AP_Ind	11101
% 18+_AP_Ind	1.96%
18+_AP_Asn	107985
% 18+_AP_Asn	19.03%
18+_AP_Hwn	832
% 18+_AP_Hwn	0.15%
18+_AP_Oth	96865
% 18+_AP_Oth	17.07%
H18+_Pop	110205
% H18+_Pop	19.42%

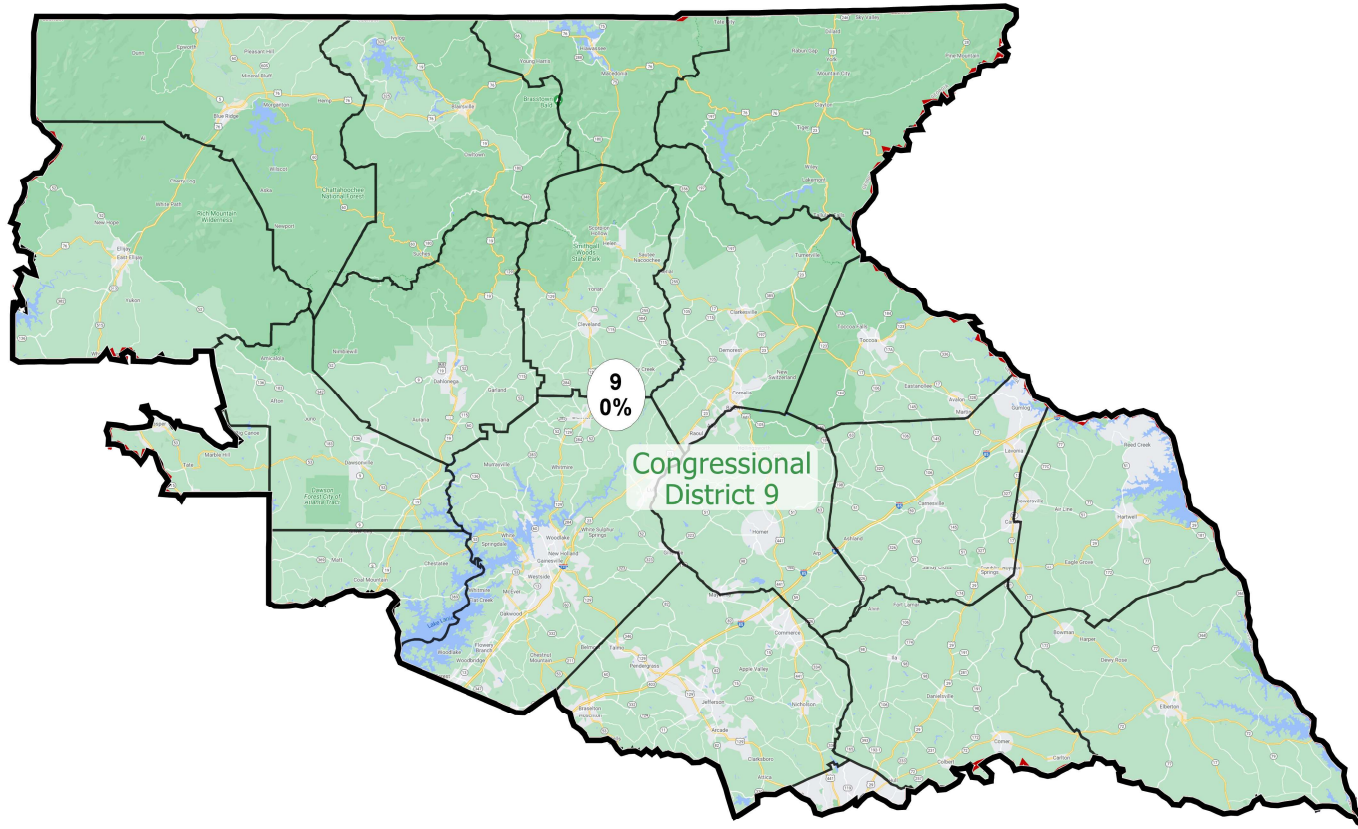
District: 8



©2021 CALIPER

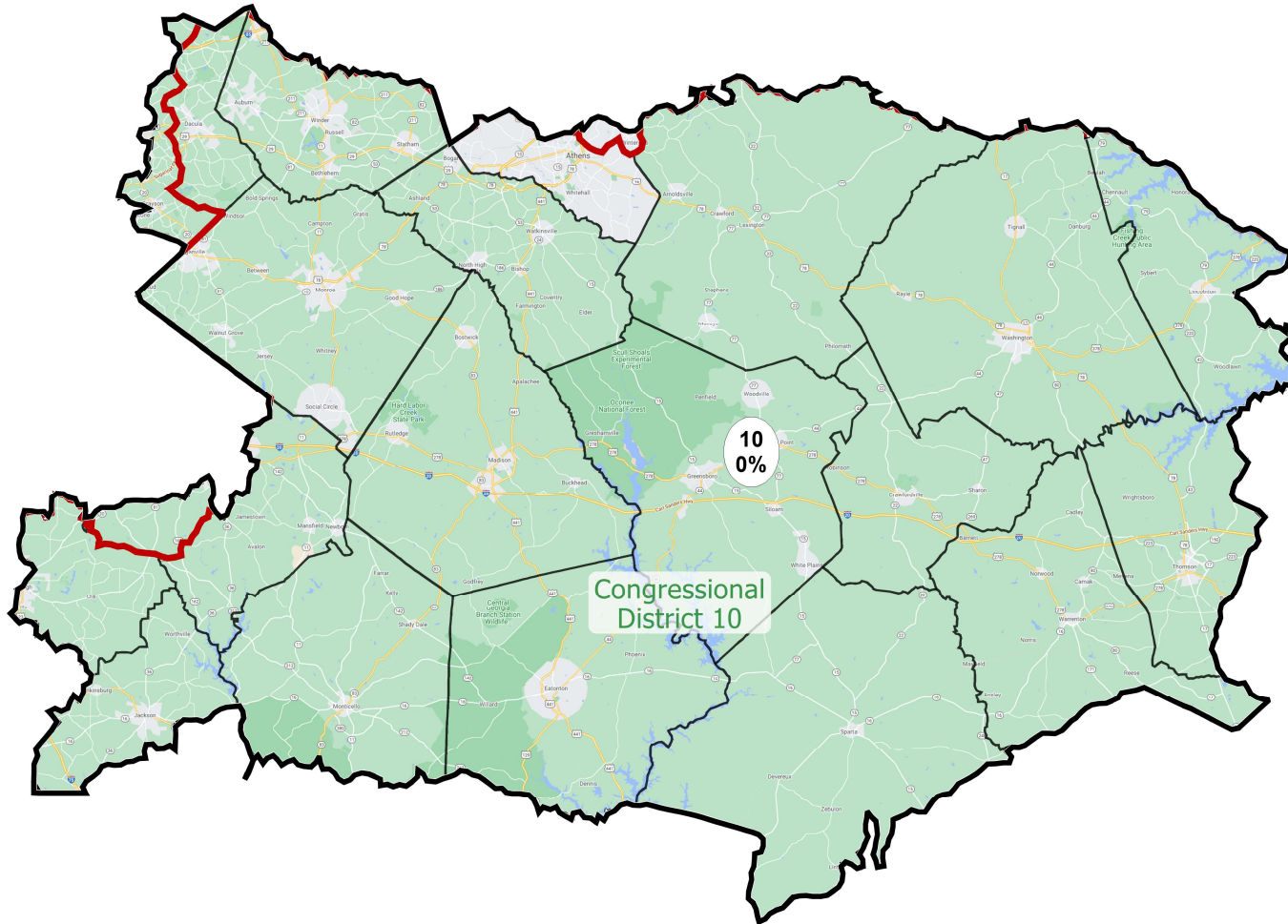
Field	Value
District	8
Population	765136
Deviation	0
% Deviation	0%
ernate Schwartzberg	2.59
Polsby Popper	0.15
NH_Wht	435334
% NH_Wht	56.9%
AP_BlK	251587
% AP_BlK	32.88%
AP_Ind	13219
% AP_Ind	1.73%
AP_Asn	17257
% AP_Asn	2.26%
AP_Hwn	1246
% AP_Hwn	0.16%
AP_Oth	40882
% AP_Oth	5.34%
Hispanic Origin	51762
18+_Pop	586066
NH18+_Wht	348615
% NH18+_Wht	59.48%
18+_AP_BlK	183168
% 18+_AP_BlK	31.25%
18+_AP_Ind	9832
% 18+_AP_Ind	1.68%
18+_AP_Asn	12504
% 18+_AP_Asn	2.13%
18+_AP_Hwn	836
% 18+_AP_Hwn	0.14%
18+_AP_Oth	27245
% 18+_AP_Oth	4.65%
H18+_Pop	33909
% H18+_Pop	5.79%

District: 9



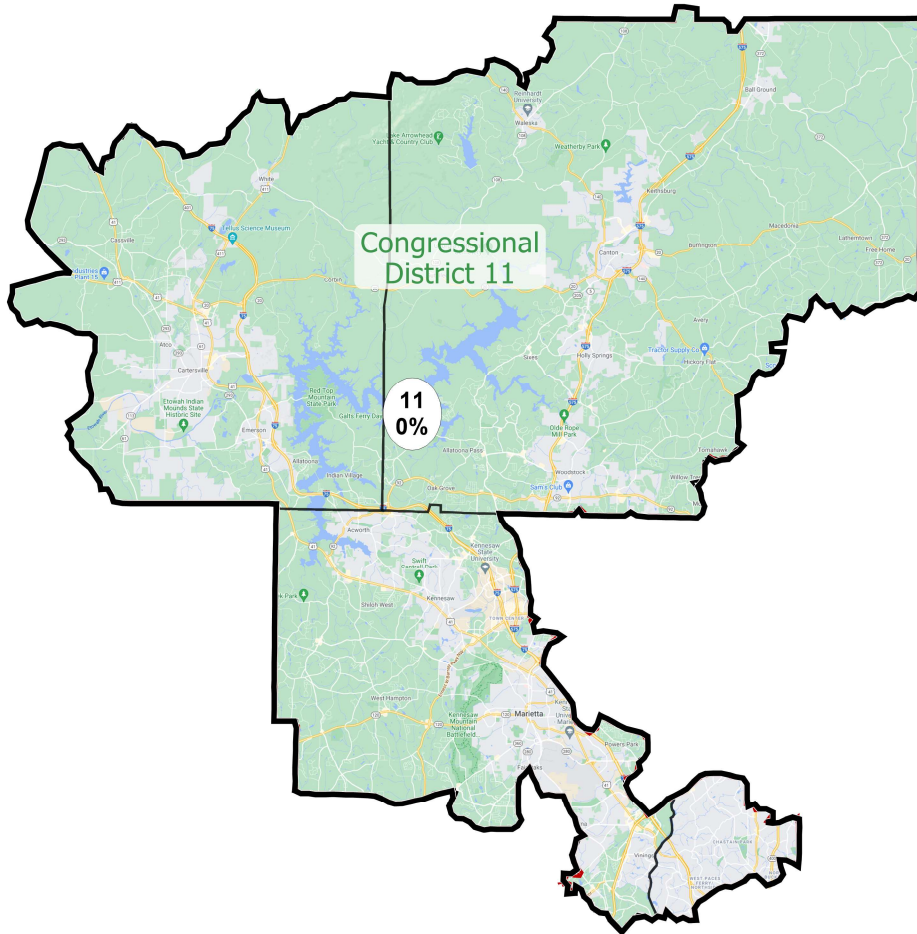
Field	Value
District	9
Population	765136
Deviation	0
% Deviation	0%
Bernate Schwartzberg	2.03
Polsby Popper	0.24
NH_Whit	573736
% NH_Whit	74.98%
AP_Black	56575
% AP_Black	7.39%
AP_Ind	20168
% AP_Ind	2.64%
AP_Asn	15315
% AP_Asn	2%
AP_Hwn	876
% AP_Hwn	0.11%
AP_Oth	83750
% AP_Oth	10.95%
Hispanic Origin	101024
18+_Pop	595127
NH18+_Whit	465068
% NH18+_Whit	78.15%
18+_AP_Black	40215
% 18+_AP_Black	6.76%
18+_AP_Ind	15005
% 18+_AP_Ind	2.52%
18+_AP_Asn	11028
% 18+_AP_Asn	1.85%
18+_AP_Hwn	579
% 18+_AP_Hwn	0.1%
18+_AP_Oth	54599
% 18+_AP_Oth	9.17%
H18+_Pop	63995
% H18+_Pop	10.75%

District: 10



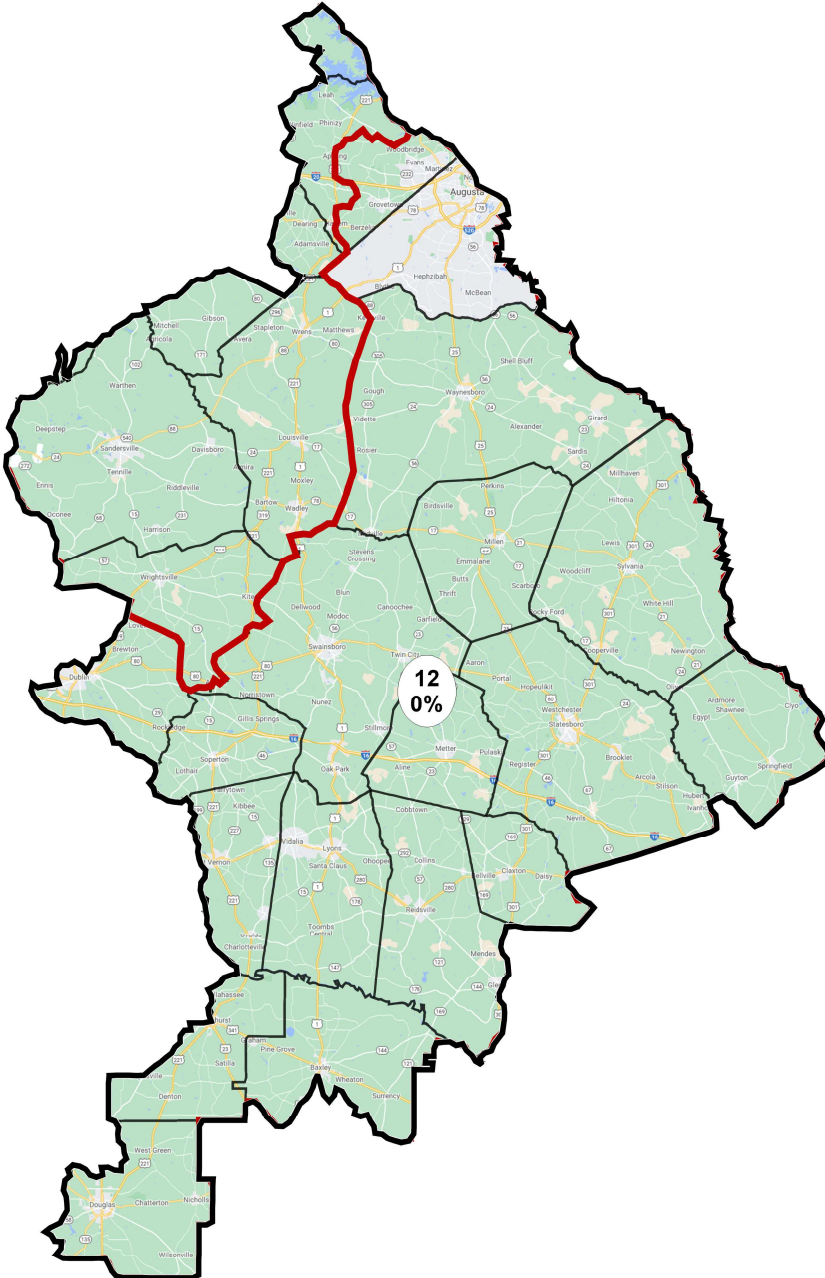
Field	Value
District	10
Population	765136
Deviation	0
% Deviation	0%
ernate Schwartzberg	2.08
Polsby Popper	0.23
NH_Wht	450658
% NH_Wht	58.9%
AP_Blk	206994
% AP_Blk	27.05%
AP_Ind	14946
% AP_Ind	1.95%
AP_Asn	31574
% AP_Asn	4.13%
AP_Hwn	1208
% AP_Hwn	0.16%
AP_Oth	56469
% AP_Oth	7.38%
Hispanic Origin	65196
18+_Pop	584449
NH18+_Wht	361583
% NH18+_Wht	61.87%
18+_AP_Blk	147667
% 18+_AP_Blk	25.27%
18+_AP_Ind	11104
% 18+_AP_Ind	1.9%
18+_AP_Asn	22875
% 18+_AP_Asn	3.91%
18+_AP_Hwn	784
% 18+_AP_Hwn	0.13%
18+_AP_Oth	38535
% 18+_AP_Oth	6.59%
H18+_Pop	42874
% H18+_Pop	7.34%

District: 11



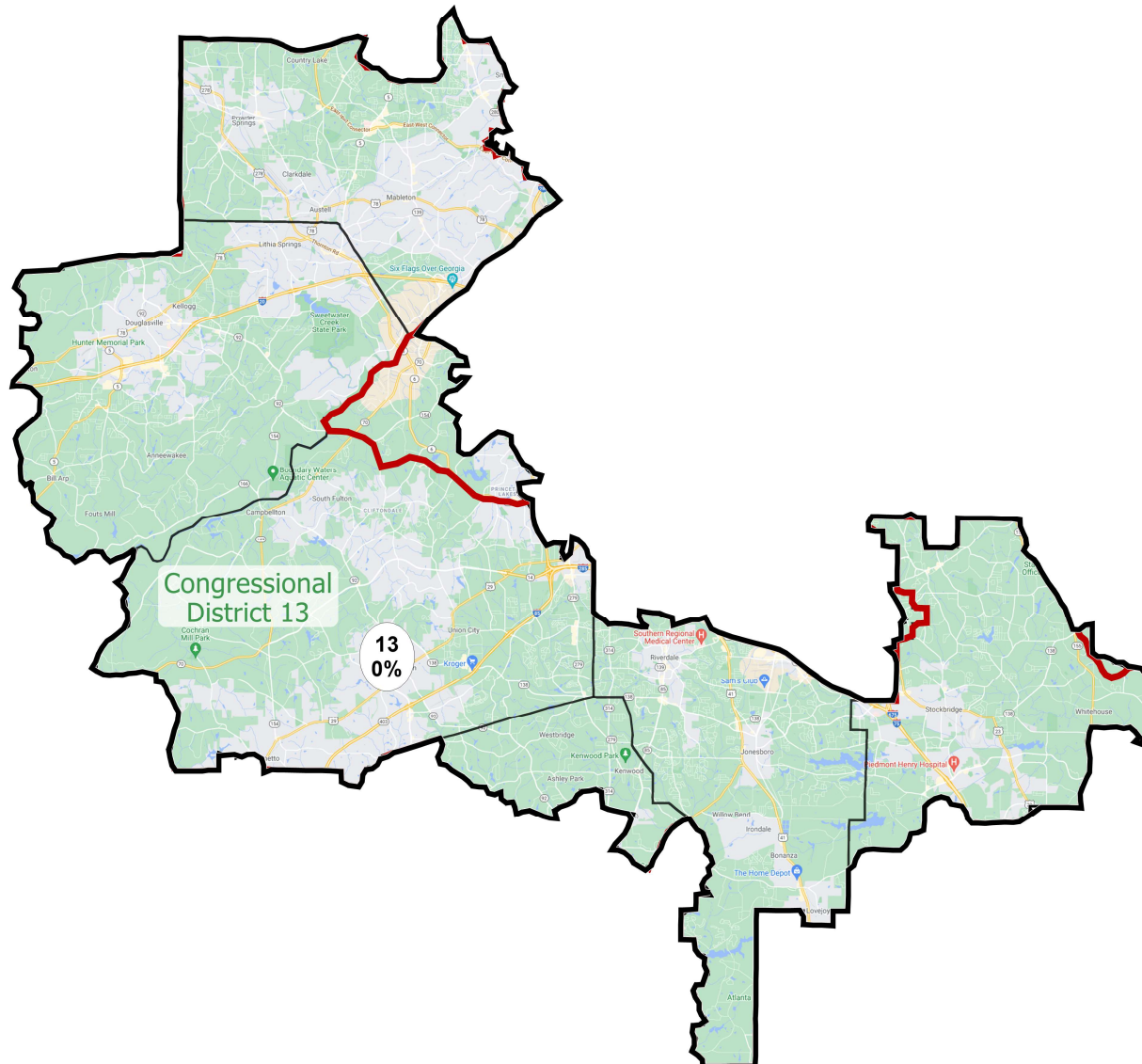
Field	Value
District	11
Population	765136
Deviation	0
% Deviation	0%
ernate Schwartzberg	2.16
Polsby Popper	0.21
NH_Wht	470401
% NH_Wht	61.48%
AP_BlK	144751
% AP_BlK	18.92%
AP_Ind	17740
% AP_Ind	2.32%
AP_Asn	35805
% AP_Asn	4.68%
AP_Hwn	1093
% AP_Hwn	0.14%
AP_Oth	87135
% AP_Oth	11.39%
Hispanic Origin	99003
18+_Pop	594084
NH18+_Wht	380679
% NH18+_Wht	64.08%
18+_AP_BlK	107756
% 18+_AP_BlK	18.14%
18+_AP_Ind	12982
% 18+_AP_Ind	2.19%
18+_AP_Asn	26621
% 18+_AP_Asn	4.48%
18+_AP_Hwn	798
% 18+_AP_Hwn	0.13%
18+_AP_Oth	59978
% 18+_AP_Oth	10.1%
H18+_Pop	66312
% H18+_Pop	11.16%

District: 12



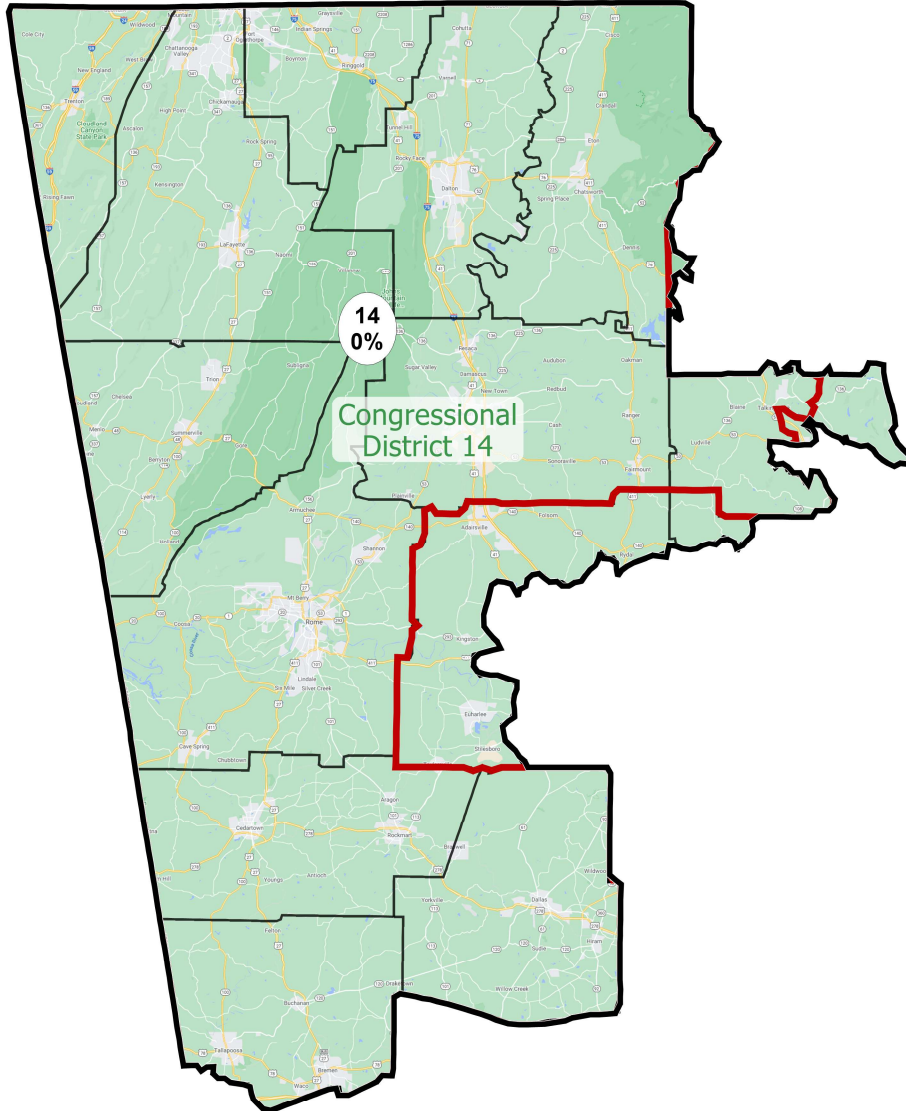
Field	Value
District	12
Population	765136
Deviation	0
% Deviation	0%
ernate Schwartzberg	2.41
Polsby Popper	0.17
NH_Wht	400210
% NH_Wht	52.31%
AP_BlK	287232
% AP_BlK	37.54%
AP_Ind	13559
% AP_Ind	1.77%
AP_Asn	20434
% AP_Asn	2.67%
AP_Hwn	2031
% AP_Hwn	0.27%
AP_Oth	38990
% AP_Oth	5.1%
Hispanic Origin	49241
18+_Pop	585574
NH18+_Wht	321424
% NH18+_Wht	54.89%
18+_AP_BlK	209549
% 18+_AP_BlK	35.79%
18+_AP_Ind	9984
% 18+_AP_Ind	1.7%
18+_AP_Asn	15032
% 18+_AP_Asn	2.57%
18+_AP_Hwn	1302
% 18+_AP_Hwn	0.22%
18+_AP_Oth	26357
% 18+_AP_Oth	4.5%
H18+_Pop	32293
% H18+_Pop	5.51%

District: 13



Field	Value
District	13
Population	765136
Deviation	0
% Deviation	0%
ernate Schwartzberg	2.64
Polsby Popper	0.14
NH_Whit	142042
% NH_Whit	18.56%
AP_Black	509304
% AP_Black	66.56%
AP_Ind	13594
% AP_Ind	1.78%
AP_Asn	22673
% AP_Asn	2.96%
AP_Hwn	1168
% AP_Hwn	0.15%
AP_Oth	79202
% AP_Oth	10.35%
Hispanic Origin	92744
18+_Pop	576009
NH18+_Whit	122360
% NH18+_Whit	21.24%
18+_AP_Black	375187
% 18+_AP_Black	65.14%
18+_AP_Ind	10045
% 18+_AP_Ind	1.74%
18+_AP_Asn	17200
% 18+_AP_Asn	2.99%
18+_AP_Hwn	786
% 18+_AP_Hwn	0.14%
18+_AP_Oth	53358
% 18+_AP_Oth	9.26%
H18+_Pop	60174
% H18+_Pop	10.45%

District: 14



Field	Value
District	14
Population	765136
Deviation	0
% Deviation	0%
ernate Schwartzberg	1.87
Polsby Popper	0.28
NH_Wht	561555
% NH_Wht	73.39%
AP_BlK	84423
% AP_BlK	11.03%
AP_Ind	22454
% AP_Ind	2.93%
AP_Asn	11018
% AP_Asn	1.44%
AP_Hwn	988
% AP_Hwn	0.13%
AP_Oth	72374
% AP_Oth	9.46%
Hispanic Origin	89879
18+_Pop	580198
NH18+_Wht	443096
% NH18+_Wht	76.37%
18+_AP_BlK	58067
% 18+_AP_BlK	10.01%
18+_AP_Ind	16482
% 18+_AP_Ind	2.84%
18+_AP_Asn	7641
% 18+_AP_Asn	1.32%
18+_AP_Hwn	607
% 18+_AP_Hwn	0.1%
18+_AP_Oth	46937
% 18+_AP_Oth	8.09%
H18+_Pop	56527
% H18+_Pop	9.74%