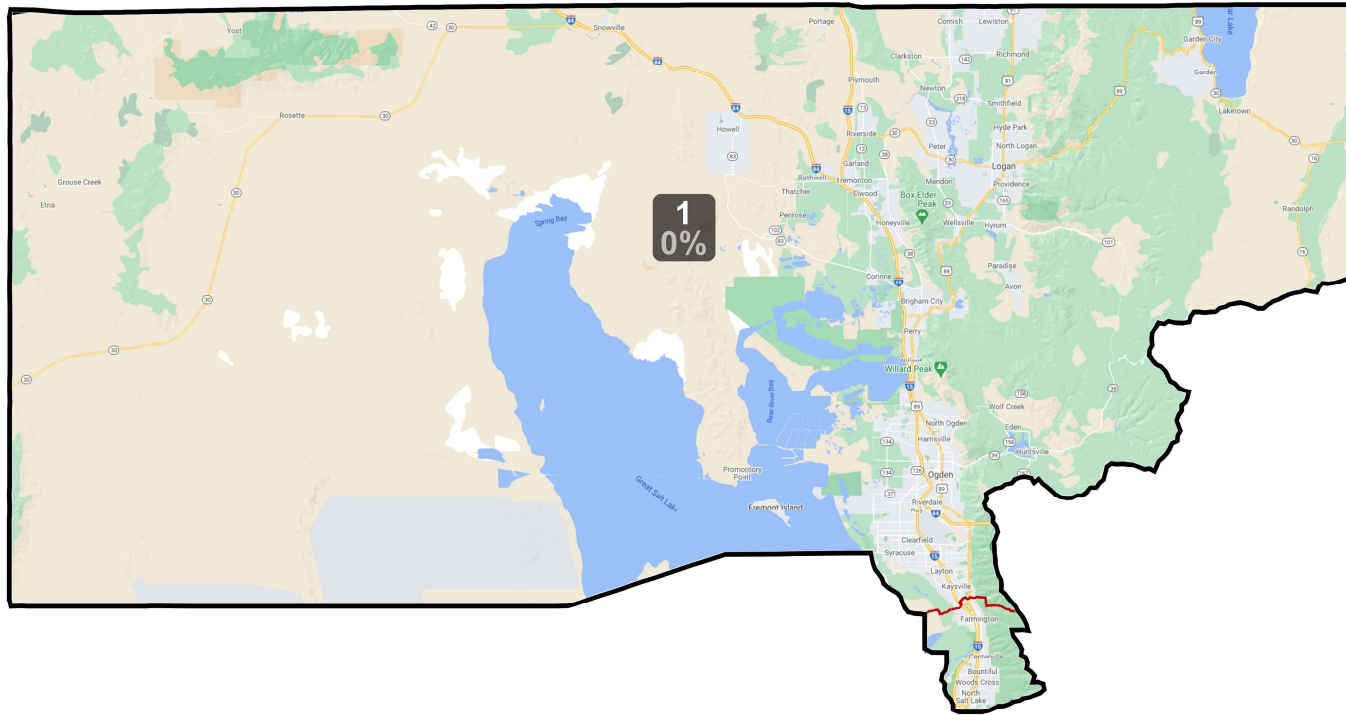
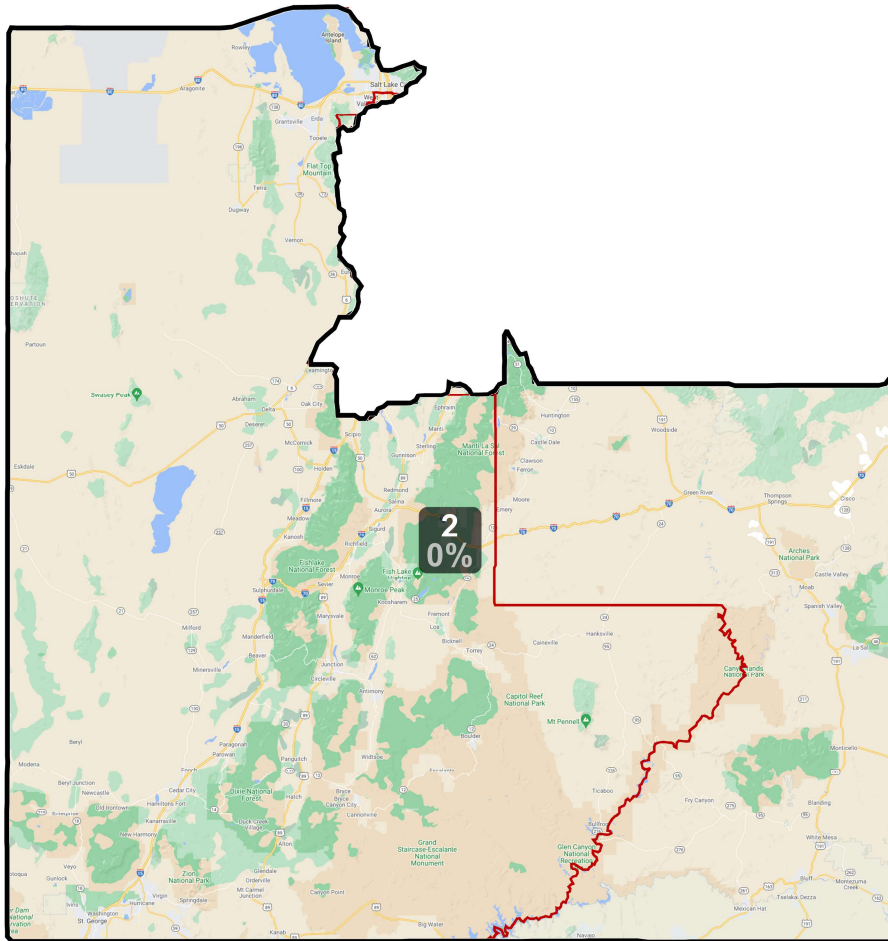


District: 1



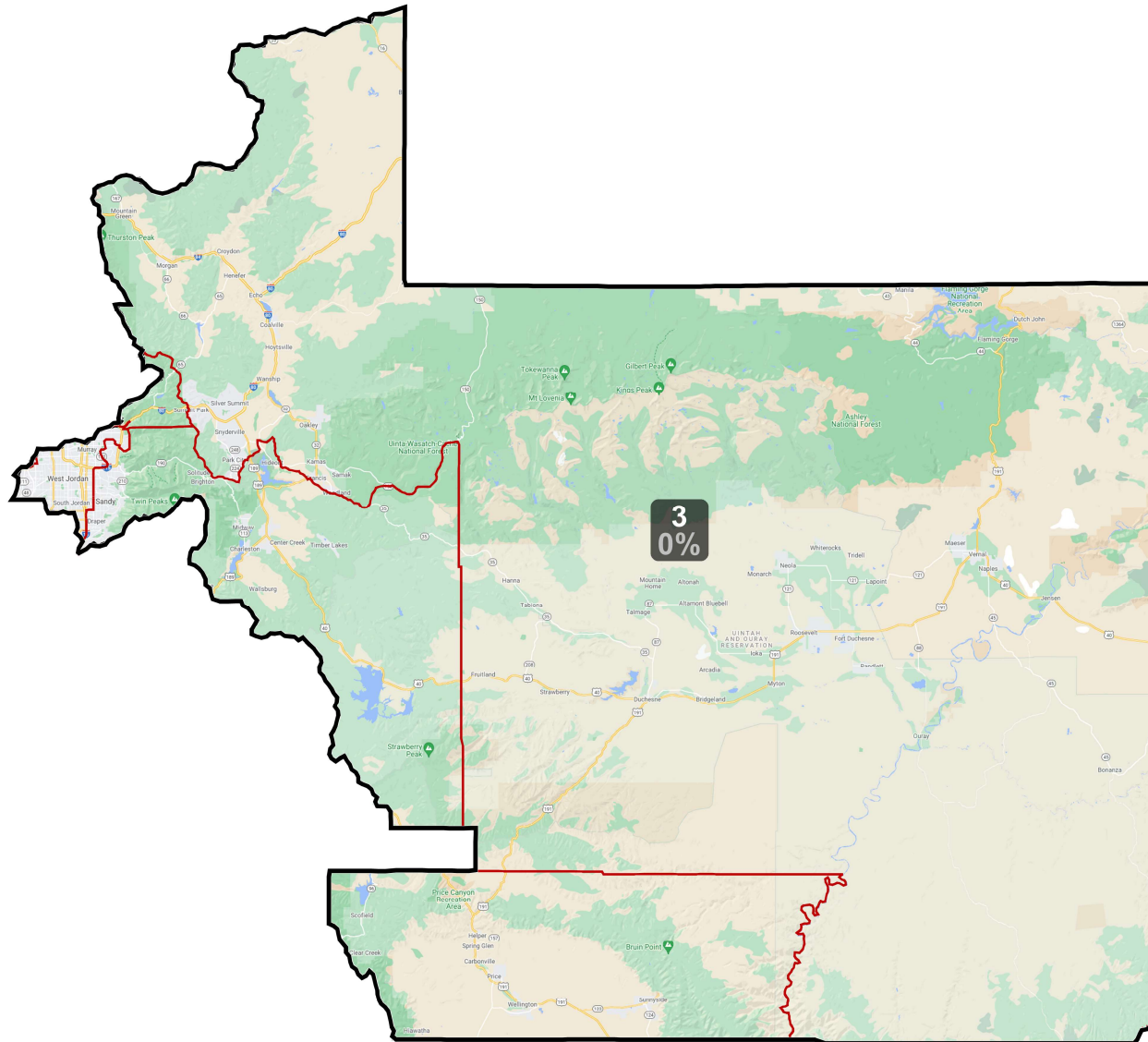
Field	Value
District	1
Population	817904
Deviation	0
% Deviation	0%
ernate Schwartzberg	1.47
Polsby Popper	0.46
Perimeter	510.04
Reock	0.42
NH_Wht	647093
% NH_Wht	79.12%
AP_BlK	16536
% AP_BlK	2.02%
AP_Ind	18174
% AP_Ind	2.22%
AP_Asn	24765
% AP_Asn	3.03%
AP_Hwn	9348
% AP_Hwn	1.14%
AP_Oth	82688
% AP_Oth	10.11%
Hispanic Origin	108744
% Hispanic Origin	13.3%
18+_Pop	571080
NH18+_Wht	462576
% NH18+_Wht	81%
18+_AP_BlK	9664
% 18+_AP_BlK	1.69%
18+_AP_Ind	12183
% 18+_AP_Ind	2.13%
18+_AP_Asn	16388
% 18+_AP_Asn	2.87%
18+_AP_Hwn	5220
% 18+_AP_Hwn	0.91%
18+_AP_Oth	53843
% 18+_AP_Oth	9.43%

District: 2



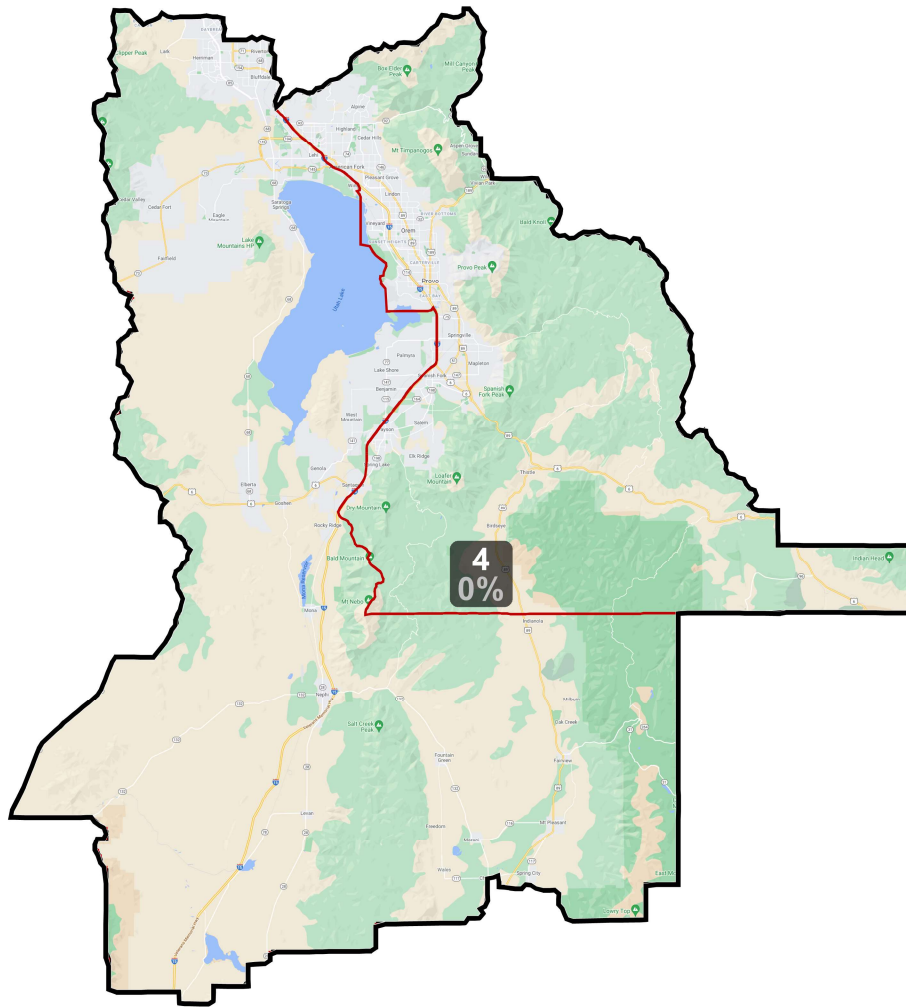
Field	Value
District	2
Population	817904
Deviation	0
% Deviation	0%
ernate Schwartzberg	1.5
Polsby Popper	0.44
Perimeter	1,272.41
Reock	0.48
NH_Wht	559398
% NH_Wht	68.39%
AP_Blak	21504
% AP_Blak	2.63%
AP_Ind	31945
% AP_Ind	3.91%
AP_Asn	34985
% AP_Asn	4.28%
AP_Hwn	19926
% AP_Hwn	2.44%
AP_Oth	125995
% AP_Oth	15.4%
Hispanic Origin	158574
% Hispanic Origin	19.39%
18+_Pop	607443
NH18+_Wht	433136
% NH18+_Wht	71.3%
18+_AP_Blak	13476
% 18+_AP_Blak	2.22%
18+_AP_Ind	22187
% 18+_AP_Ind	3.65%
18+_AP_Asn	26078
% 18+_AP_Asn	4.29%
18+_AP_Hwn	12029
% 18+_AP_Hwn	1.98%
18+_AP_Oth	85387
% 18+_AP_Oth	14.06%
H18+_Pop	104235
% H18+_Pop	17.16%

District: 3



Field	Value
District	3
Population	817904
Deviation	0
% Deviation	0%
ernate Schwartzberg	1.71
Polsby Popper	0.34
Perimeter	725
Reock	0.51
NH_Wht	610554
% NH_Wht	74.65%
AP_BlK	17322
% AP_BlK	2.12%
AP_Ind	21006
% AP_Ind	2.57%
AP_Asn	38496
% AP_Asn	4.71%
AP_Hwn	13671
% AP_Hwn	1.67%
AP_Oth	98967
% AP_Oth	12.1%
Hispanic Origin	121264
% Hispanic Origin	14.83%
18+_Pop	598758
NH18+_Wht	460900
% NH18+_Wht	76.98%
18+_AP_BlK	10215
% 18+_AP_BlK	1.71%
18+_AP_Ind	14270
% 18+_AP_Ind	2.38%
18+_AP_Asn	26910
% 18+_AP_Asn	4.49%
18+_AP_Hwn	8163
% 18+_AP_Hwn	1.36%
18+_AP_Oth	67214
% 18+_AP_Oth	11.23%

District: 4



Field	Value
District	4
Population	817904
Deviation	0
% Deviation	0%
ernate Schwartzberg	1.8
Polsby Popper	0.31
Perimeter	393.62
Reock	0.51
NH_Wht	648310
% NH_Wht	79.26%
AP_BlK	11766
% AP_BlK	1.44%
AP_Ind	16109
% AP_Ind	1.97%
AP_Asn	26842
% AP_Asn	3.28%
AP_Hwn	16302
% AP_Hwn	1.99%
AP_Oth	83468
% AP_Oth	10.21%
Hispanic Origin	104330
% Hispanic Origin	12.76%
18+_Pop	546770
NH18+_Wht	441388
% NH18+_Wht	80.73%
18+_AP_BlK	6524
% 18+_AP_BlK	1.19%
18+_AP_Ind	10134
% 18+_AP_Ind	1.85%
18+_AP_Asn	16905
% 18+_AP_Asn	3.09%
18+_AP_Hwn	9085
% 18+_AP_Hwn	1.66%
18+_AP_Oth	54046
% 18+_AP_Oth	9.88%
H18+_Pop	65006
% H18+_Pop	11.89%