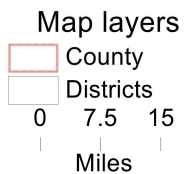


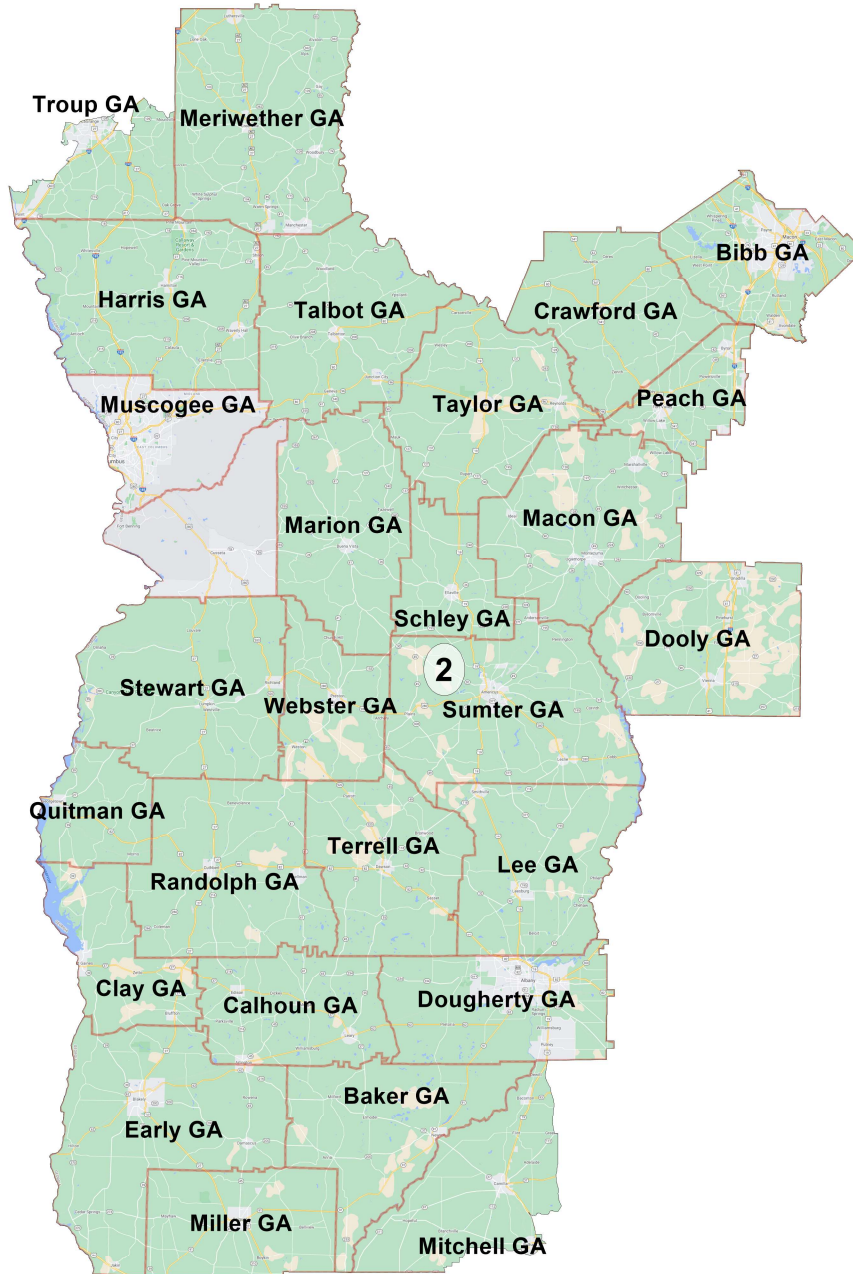
District: 1



©2021 CALIPER

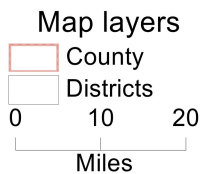
Field	Value
District	1
Population	765135
Deviation	-1
% Deviation	-0%
% D 20_Pres	43.5%
% R 20_Pres	56.5%
% NH CVAP 19	95.5%
% NH White CVAP 19	63.0%
% NH Black CVAP 19	29.9%
% NH Asian CVAP 19	1.5%
% H CVAP 19	4.5%
ernate Schwartzberg	2.04
Polsby Popper	0.24
Perimeter	699.36
Reock	0.42
NH_Wht	437750
% NH_Wht	57.21%
AP_BlK	232135
% AP_BlK	30.34%
AP_Ind	16025
% AP_Ind	2.09%
AP_Asn	23516
% AP_Asn	3.07%
AP_Hwn	2760
% AP_Hwn	0.36%
AP_Oth	47720
% AP_Oth	6.24%
Hispanic Origin	60905
% Hispanic Origin	7.96%
18+_Pop	589144
NH18+_Wht	353778
% NH18+_Wht	60.05%
18+_AP_BlK	167052
% 18+_AP_BlK	28.36%
18+_AP_Ind	11828

District: 2

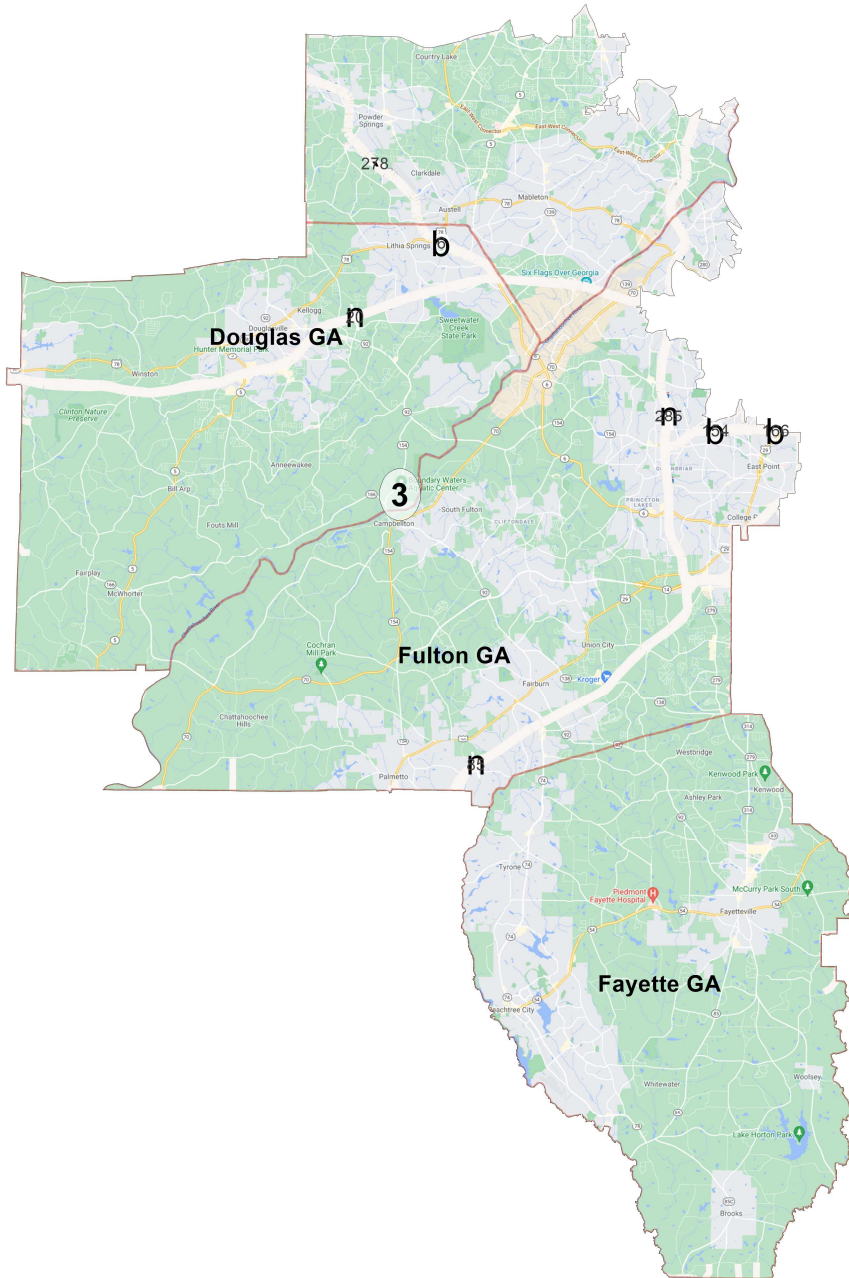


Field	Value
District	2
Population	765142
Deviation	6
% Deviation	0%
% D 20_Pres	54.0%
% R 20_Pres	46.0%
% NH CVAP 19	96.8%
% NH White CVAP 19	46.6%
% NH Black CVAP 19	48.1%
% NH Asian CVAP 19	1.4%
% H CVAP 19	3.2%
ernate Schwartzberg	1.94
Polsby Popper	0.27
Perimeter	661.21
Reock	0.49
NH_Wht	319770
% NH_Wht	41.79%
AP_BlK	379635
% AP_BlK	49.62%
AP_Ind	12035
% AP_Ind	1.57%
AP_Asn	18500
% AP_Asn	2.42%
AP_Hwn	2026
% AP_Hwn	0.26%
AP_Oth	33993
% AP_Oth	4.44%
Hispanic Origin	41205
% Hispanic Origin	5.39%
18+_Pop	590328
NH18+_Wht	262576
% NH18+_Wht	44.48%
18+_AP_BlK	280606
% 18+_AP_BlK	47.53%
18+_AP_Ind	8928
% 18+_AP_Ind	1.51%
18+_AP_Asn	13521
% 18+_AP_Asn	2.29%
18+_AP_Hwn	1369
% 18+_AP_Hwn	0.23%

©2021 CALIPER

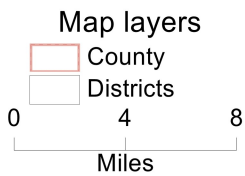


District: 3



Field	Value
District	3
Population	765148
Deviation	12
% Deviation	0%
% D 20_Pres	72.3%
% R 20_Pres	27.7%
% NH CVAP 19	95.0%
% NH White CVAP 19	34.5%
% NH Black CVAP 19	57.7%
% NH Asian CVAP 19	1.9%
% H CVAP 19	5.0%
ernate Schwartzberg	2.06
Polsby Popper	0.24
Perimeter	201.19
Reock	0.43
NH_Wht	202448
% NH_Wht	26.46%
AP_BlK	452281
% AP_BlK	59.11%
AP_Ind	13601
% AP_Ind	1.78%
AP_Asn	22347
% AP_Asn	2.92%
AP_Hwn	1131
% AP_Hwn	0.15%
AP_Oth	74360
% AP_Oth	9.72%
Hispanic Origin	86579
% Hispanic Origin	11.32%
18+_Pop	580496
NH18+_Wht	169075
% NH18+_Wht	29.13%
18+_AP_BlK	335861
% 18+_AP_BlK	57.86%
18+_AP_Ind	10083
% 18+_AP_Ind	1.74%
18+_AP_Asn	16361
% 18+_AP_Asn	2.82%
18+_AP_Hwn	739
% 18+_AP_Hwn	0.13%

©2021 CALIPER; ©2020 HERE

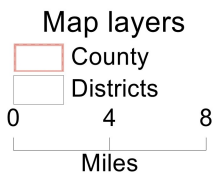


District: 4

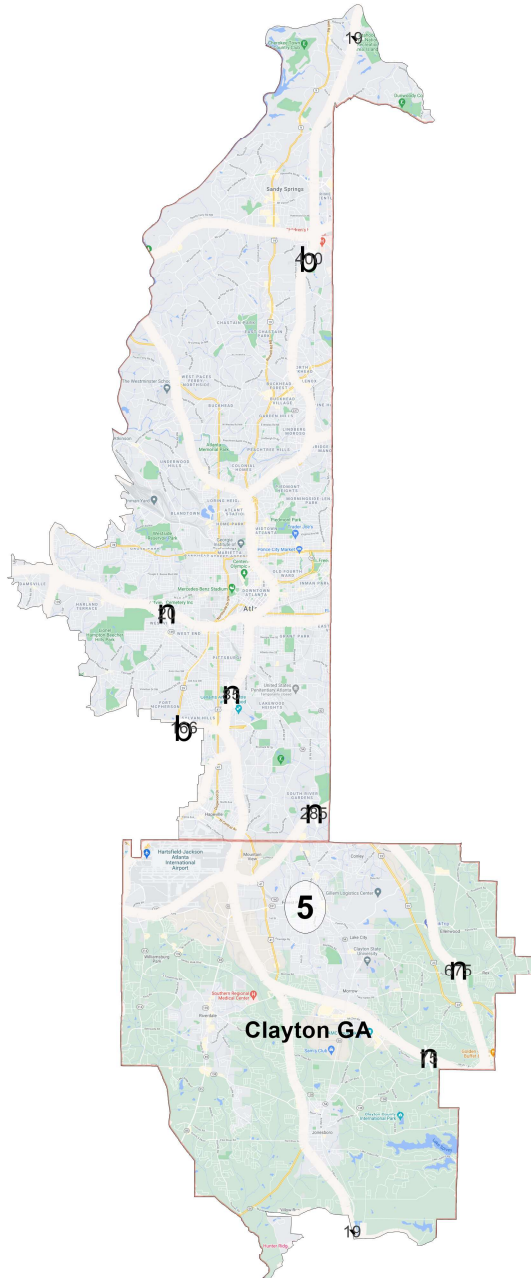


Field	Value
District	4
Population	765139
Deviation	3
% Deviation	0%
% D 20_Pres	73.7%
% R 20_Pres	26.3%
% NH CVAP 19	95.4%
% NH White CVAP 19	35.1%
% NH Black CVAP 19	55.1%
% NH Asian CVAP 19	4.2%
% H CVAP 19	4.6%
ernate Schwartzberg	2.14
Polsby Popper	0.22
Perimeter	181.22
Reock	0.31
NH_Wht	195663
% NH_Wht	25.57%
AP_BlK	417929
% AP_BlK	54.62%
AP_Ind	14327
% AP_Ind	1.87%
AP_Asn	54905
% AP_Asn	7.18%
AP_Hwn	1298
% AP_Hwn	0.17%
AP_Oth	85618
% AP_Oth	11.19%
Hispanic Origin	96392
% Hispanic Origin	12.6%
18+_Pop	578834
NH18+_Wht	163735
% NH18+_Wht	28.29%
18+_AP_BlK	309043
% 18+_AP_BlK	53.39%
18+_AP_Ind	10441
% 18+_AP_Ind	1.8%
18+_AP_Asn	40838
% 18+_AP_Asn	7.06%
18+_AP_Hwn	866
% 18+_AP_Hwn	0.15%

©2021 CALIPER; ©2020 HERE

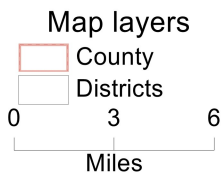


District: 5

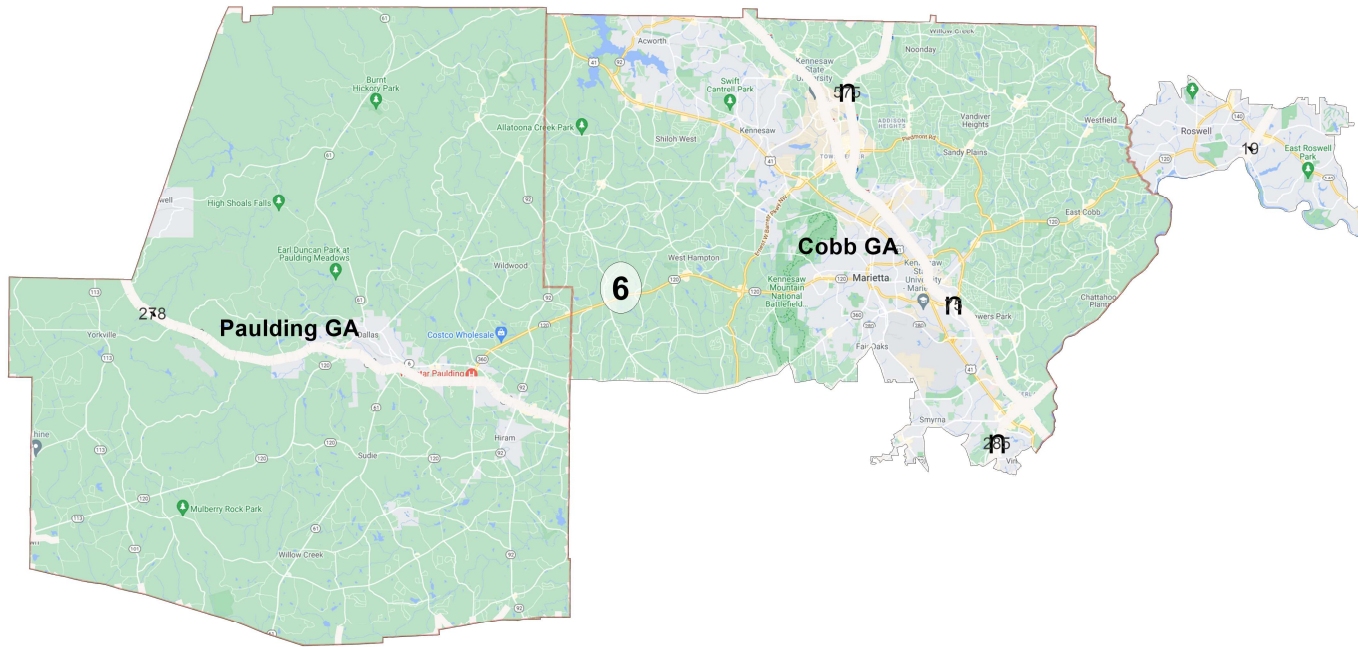


©2021 CALIPER; ©2020 HERE

Field	Value
District	5
Population	765135
Deviation	-1
% Deviation	-0%
% D 20_Pres	79.5%
% R 20_Pres	20.5%
% NH CVAP 19	95.5%
% NH White CVAP 19	38.7%
% NH Black CVAP 19	51.7%
% NH Asian CVAP 19	4.0%
% H CVAP 19	4.6%
ernate Schwartzberg	2.31
Polsby Popper	0.19
Perimeter	129.84
Reock	0.22
NH_Wht	245063
% NH_Wht	32.03%
AP_BlK	387973
% AP_BlK	50.71%
AP_Ind	12155
% AP_Ind	1.59%
AP_Asn	50615
% AP_Asn	6.62%
AP_Hwn	1174
% AP_Hwn	0.15%
AP_Oth	70042
% AP_Oth	9.15%
Hispanic Origin	80837
% Hispanic Origin	10.57%
18+_Pop	614655
NH18+_Wht	214640
% NH18+_Wht	34.92%
18+_AP_BlK	299001
% 18+_AP_BlK	48.65%
18+_AP_Ind	9279
% 18+_AP_Ind	1.51%
18+_AP_Asn	41889
% 18+_AP_Asn	6.82%
18+_AP_Hwn	887
% 18+_AP_Hwn	0.14%



District: 6



Field	Value
District	6
Population	765147
Deviation	11
% Deviation	0%
% D 20_Pres	48.6%
% R 20_Pres	51.4%
% NH CVAP 19	94.3%
% NH White CVAP 19	69.6%
% NH Black CVAP 19	19.9%
% NH Asian CVAP 19	3.9%
% H CVAP 19	5.7%
ernate Schwartzberg	1.88
Polsby Popper	0.28
Perimeter	159.75
Reock	0.34
NH_Wht	445091
% NH_Wht	58.17%
AP_BlK	166873
% AP_BlK	21.81%
AP_Ind	16204
% AP_Ind	2.12%
AP_Asn	49410
% AP_Asn	6.46%
AP_Hwn	1157
% AP_Hwn	0.15%
AP_Oth	82275
% AP_Oth	10.75%
Hispanic Origin	88758
% Hispanic Origin	11.6%
18+_Pop	588562
NH18+_Wht	357577
% NH18+_Wht	60.75%
18+_AP_BlK	122345
% 18+_AP_BlK	20.79%
18+_AP_Ind	11855

Map layers

- County
- Districts



District: 7



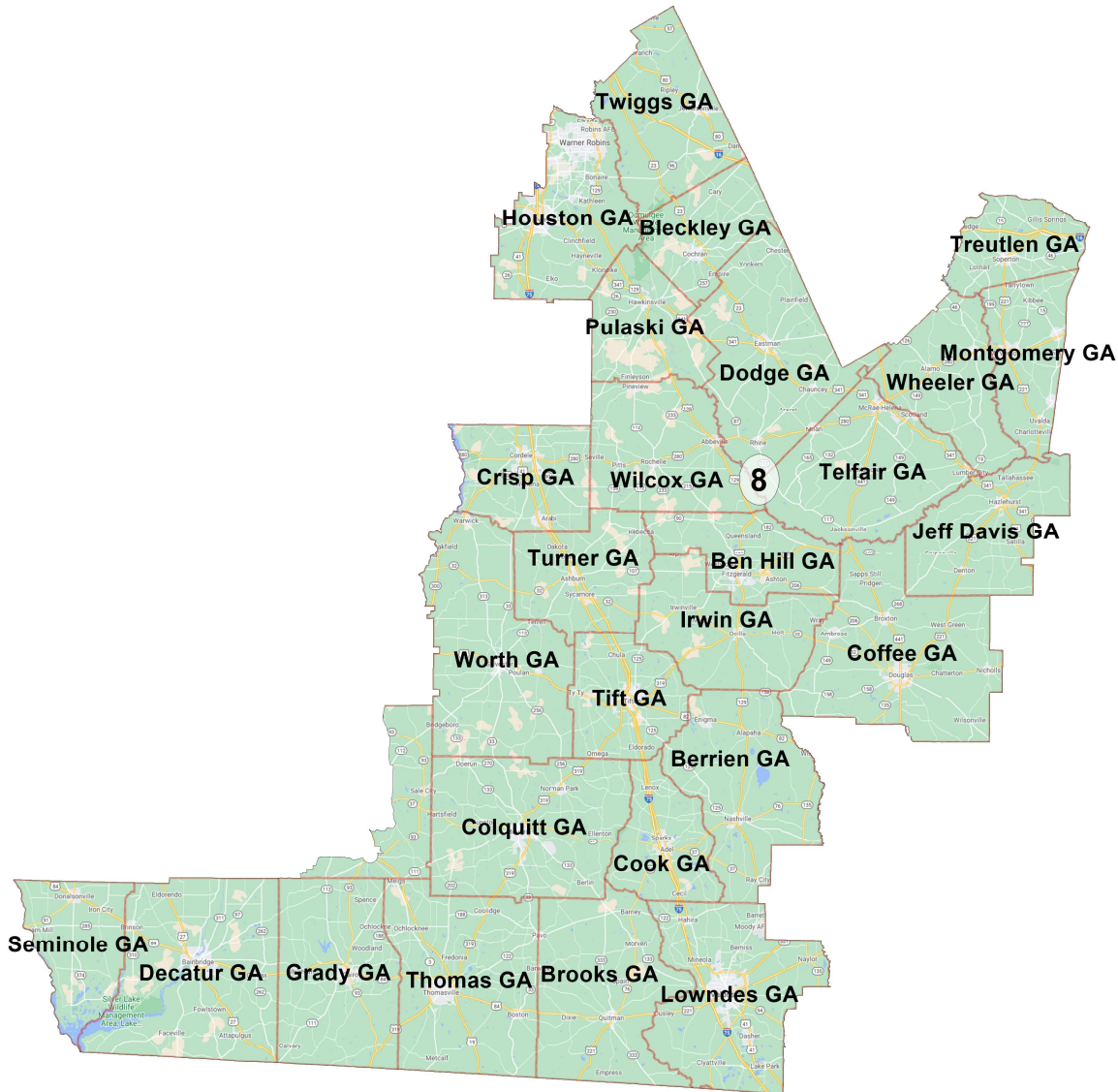
Field	Value
District	7
Population	765199
Deviation	63
% Deviation	0.01%
% D 20_Pres	57.0%
% R 20_Pres	43.0%
% NH CVAP 19	89.3%
% NH White CVAP 19	50.5%
% NH Black CVAP 19	26.2%
% NH Asian CVAP 19	11.5%
% H CVAP 19	10.7%
ernate Schwartzberg	1.89
Polsby Popper	0.28
Perimeter	125.02
Reock	0.48
NH_Wht	264458
% NH_Wht	34.56%
AP_BlK	201967
% AP_BlK	26.39%
AP_Ind	16663
% AP_Ind	2.18%
AP_Asn	116249
% AP_Asn	15.19%
AP_Hwn	1354
% AP_Hwn	0.18%
AP_Oth	155642
% AP_Oth	20.34%
Hispanic Origin	182006
% Hispanic Origin	23.79%
18+_Pop	569088
NH18+_Wht	213343
% NH18+_Wht	37.49%
18+_AP_BlK	142685
% 18+_AP_BlK	25.07%
18+_AP_Ind	11794

Map layers

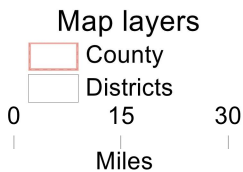
- County
- Districts



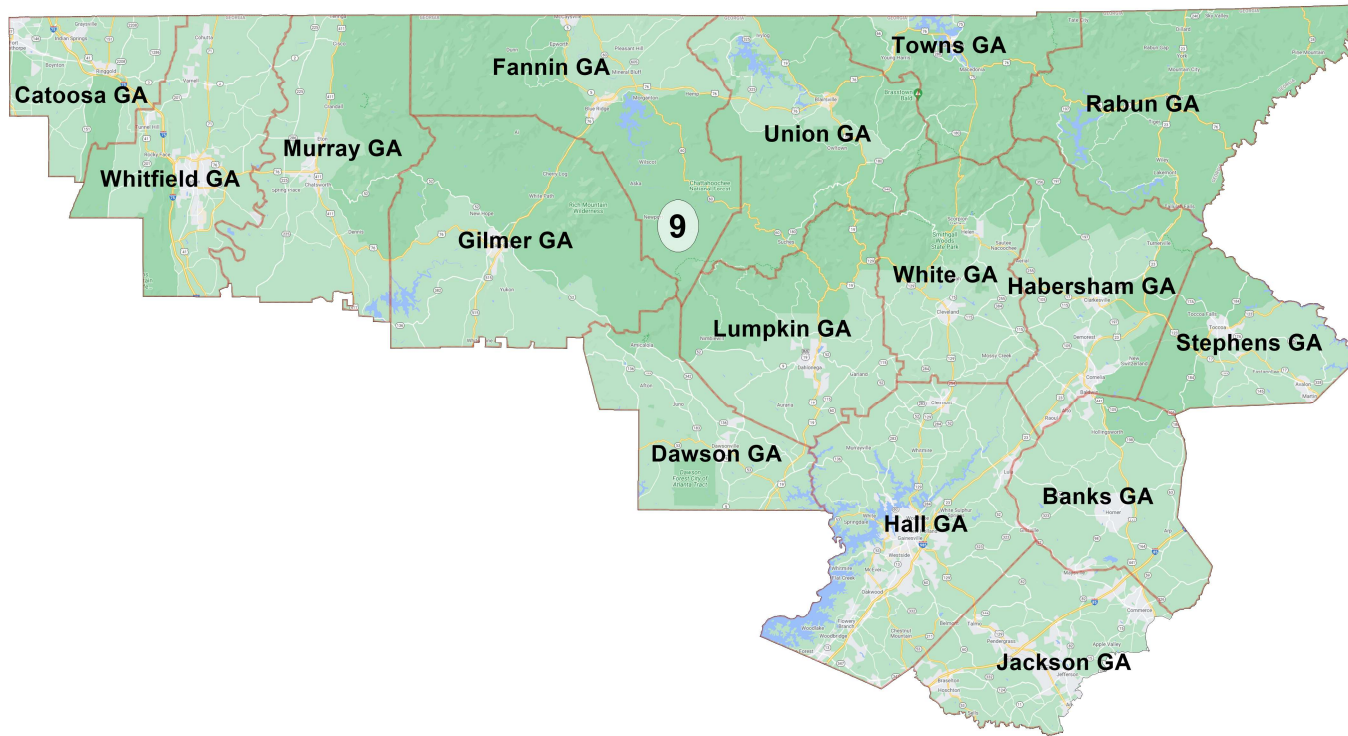
District: 8



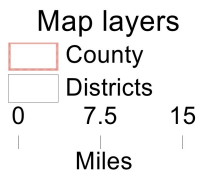
Field	Value
District	8
Population	764756
Deviation	-380
% Deviation	-0.05%
% D 20_Pres	36.4%
% R 20_Pres	63.6%
% NH CVAP 19	96.6%
% NH White CVAP 19	62.6%
% NH Black CVAP 19	32.1%
% NH Asian CVAP 19	1.1%
% H CVAP 19	3.4%
ernate Schwartzberg	2.13
Polsby Popper	0.22
Perimeter	778.65
Reock	0.38
NH_Wht	427740
% NH_Wht	55.93%
AP_BlK	253999
% AP_BlK	33.21%
AP_Ind	13432
% AP_Ind	1.76%
AP_Asn	14891
% AP_Asn	1.95%
AP_Hwn	1224
% AP_Hwn	0.16%
AP_Oth	46642
% AP_Oth	6.1%
Hispanic Origin	59323
% Hispanic Origin	7.76%
18+_Pop	582538
NH18+_Wht	342134
% NH18+_Wht	58.73%
18+_AP_BlK	183889
% 18+_AP_BlK	31.57%
18+_AP_Ind	9932



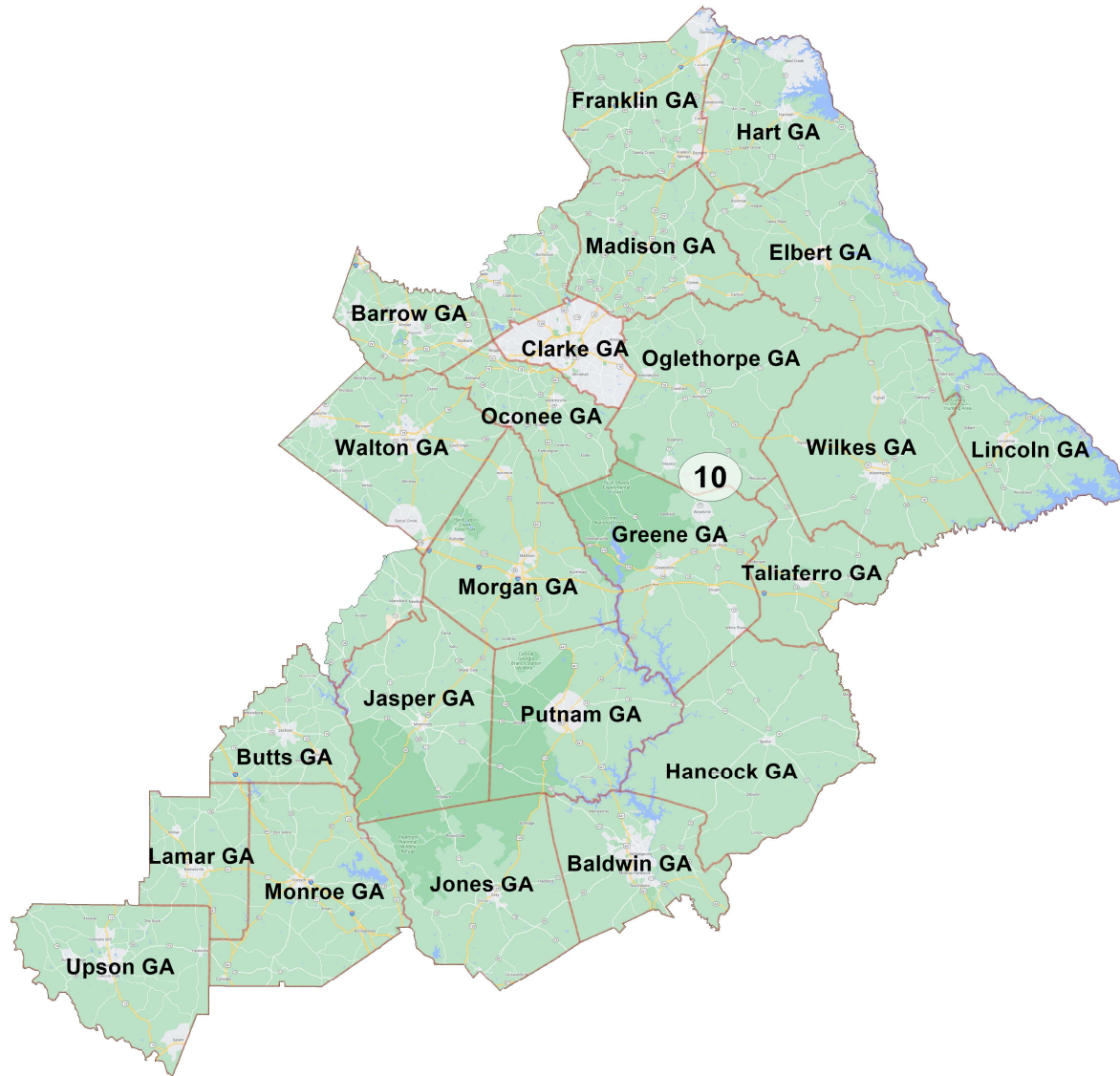
District: 9



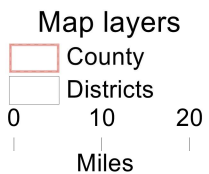
Field	Value
District	9
Population	765240
Deviation	104
% Deviation	0.01%
% D 20_Pres	22.0%
% R 20_Pres	78.0%
% NH CVAP 19	93.1%
% NH White CVAP 19	86.2%
% NH Black CVAP 19	4.7%
% NH Asian CVAP 19	1.2%
% H CVAP 19	6.9%
ternate Schwartzberg	1.89
Polsby Popper	0.28
Perimeter	454.78
Reock	0.37
NH_Wht	565231
% NH_Wht	73.86%
AP_BlK	39328
% AP_BlK	5.14%
AP_Ind	23181
% AP_Ind	3.03%
AP_Asn	14324
% AP_Asn	1.87%
AP_Hwn	887
% AP_Hwn	0.12%
AP_Oth	102187
% AP_Oth	13.35%
Hispanic Origin	127904
% Hispanic Origin	16.71%
18+_Pop	592791
NH18+_Wht	458775
% NH18+_Wht	77.39%
18+_AP_BlK	27361
% 18+_AP_BlK	4.62%
18+_AP_Ind	17029



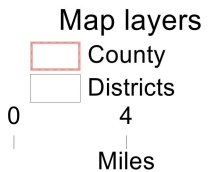
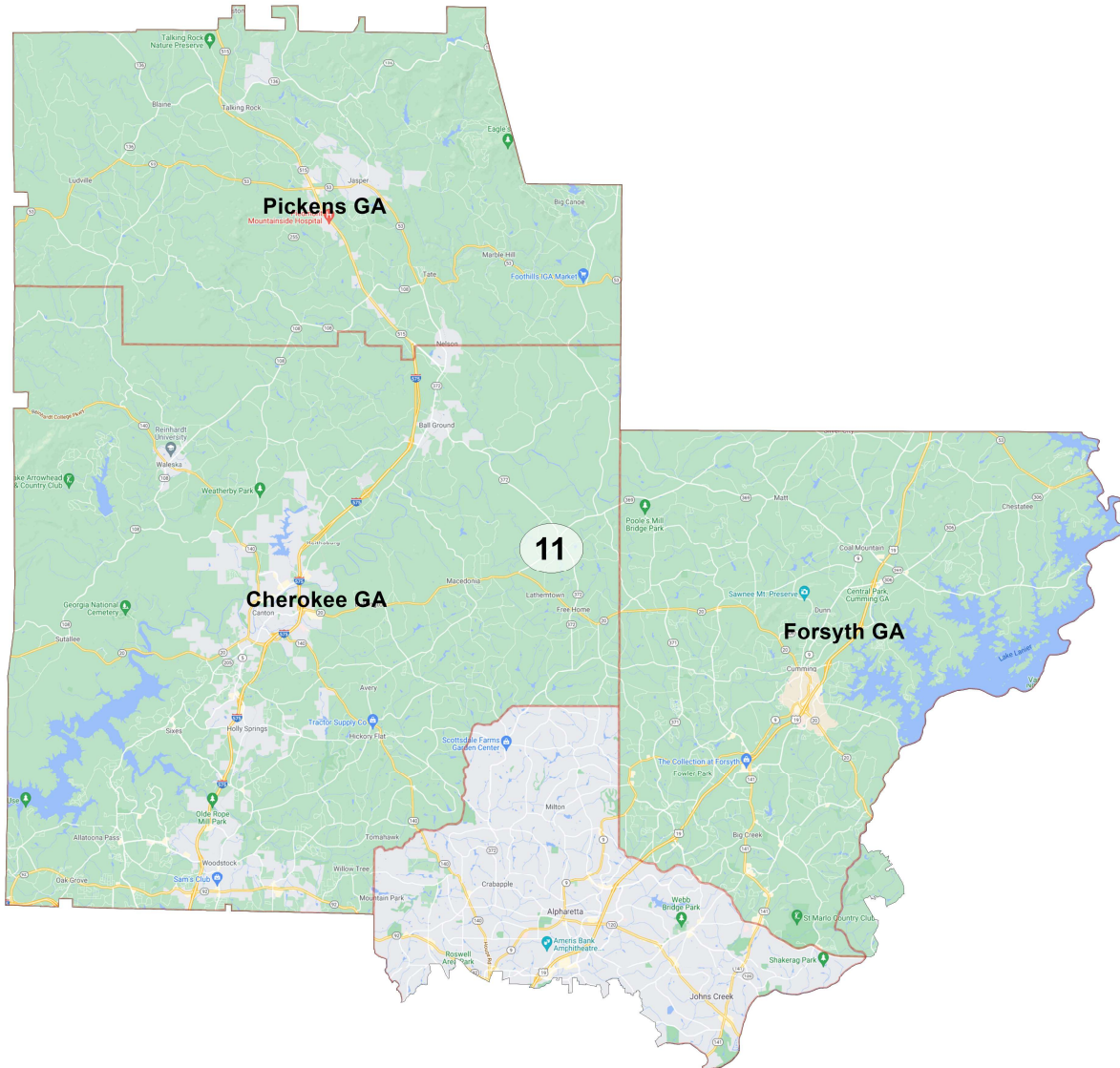
District: 10



Field	Value
District	10
Population	765205
Deviation	69
% Deviation	0.01%
% D 20_Pres	35.7%
% R 20_Pres	64.3%
% NH CVAP 19	97.1%
% NH White CVAP 19	72.2%
% NH Black CVAP 19	22.8%
% NH Asian CVAP 19	1.5%
% H CVAP 19	2.9%
ernate Schwartzberg	2.02
Polsby Popper	0.24
Perimeter	612.66
Reock	0.42
NH_Wht	509502
% NH_Wht	66.58%
AP_BlK	172840
% AP_BlK	22.59%
AP_Ind	14626
% AP_Ind	1.91%
AP_Asn	19592
% AP_Asn	2.56%
AP_Hwn	1006
% AP_Hwn	0.13%
AP_Oth	42888
% AP_Oth	5.6%
Hispanic Origin	49066
% Hispanic Origin	6.41%
18+_Pop	599568
NH18+_Wht	412870
% NH18+_Wht	68.86%
18+_AP_BlK	128398
% 18+_AP_BlK	21.42%
18+_AP_Ind	11128



District: 11



©2021 CALIPER

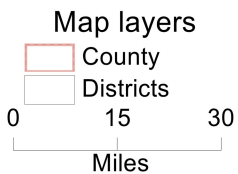
Field	Value
District	11
Population	765741
Deviation	605
% Deviation	0.08%
% D 20_Pres	36.5%
% R 20_Pres	63.5%
% NH CVAP 19	94.8%
% NH White CVAP 19	80.3%
% NH Black CVAP 19	7.0%
% NH Asian CVAP 19	6.3%
% H CVAP 19	5.2%
ernate Schwartzberg	1.59
Polsby Popper	0.39
Perimeter	181.43
Reock	0.57
NH_Wht	508021
% NH_Wht	66.34%
AP_BlK	59948
% AP_BlK	7.83%
AP_Ind	15383
% AP_Ind	2.01%
AP_Asn	105746
% AP_Asn	13.81%
AP_Hwn	997
% AP_Hwn	0.13%
AP_Oth	68341
% AP_Oth	8.92%
Hispanic Origin	75591
% Hispanic Origin	9.87%
18+_Pop	571184
NH18+_Wht	397039
% NH18+_Wht	69.51%
18+_AP_BlK	41629
% 18+_AP_BlK	7.29%
18+_AP_Ind	10903

District: 12

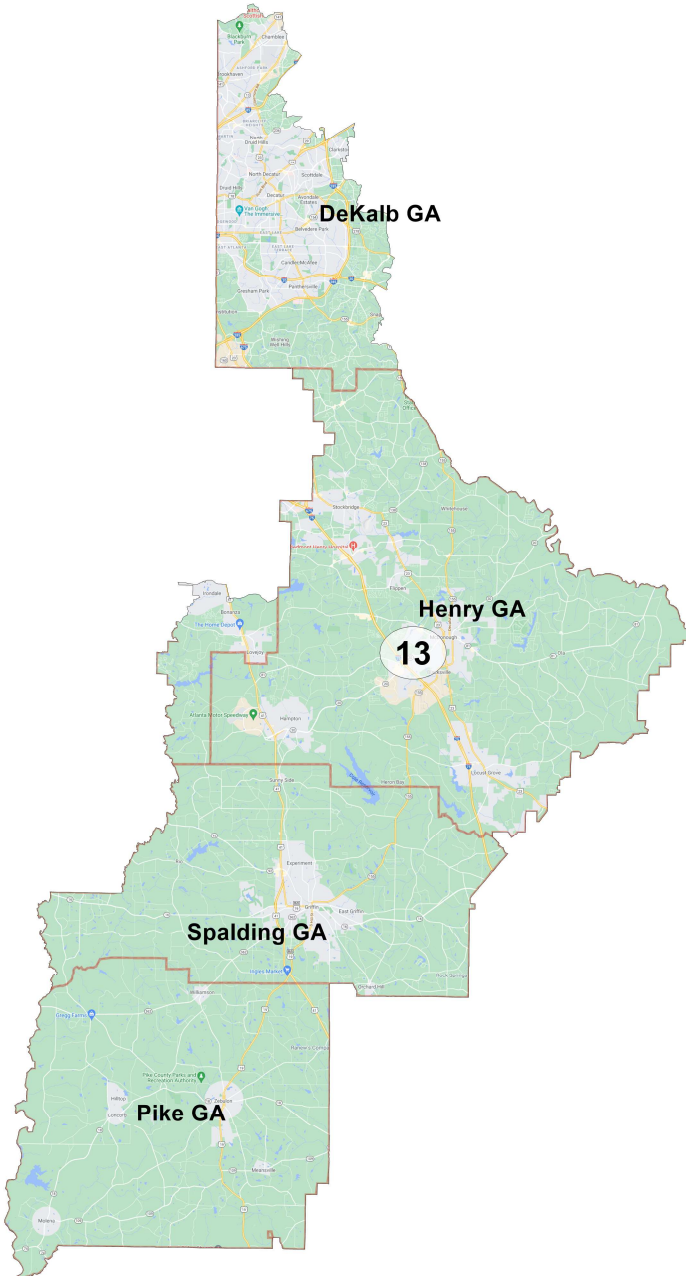


Field	Value
District	12
Population	764684
Deviation	-452
% Deviation	-0.06%
% D 20_Pres	44.5%
% R 20_Pres	55.5%
% NH CVAP 19	96.6%
% NH White CVAP 19	57.8%
% NH Black CVAP 19	36.6%
% NH Asian CVAP 19	1.5%
% H CVAP 19	3.4%
ernate Schwartzberg	2.06
Polsby Popper	0.24
Perimeter	713.04
Reock	0.51
NH_Wht	401864
% NH_Wht	52.55%
AP_BlK	289960
% AP_BlK	37.92%
AP_Ind	13516
% AP_Ind	1.77%
AP_Asn	20523
% AP_Asn	2.68%
AP_Hwn	2014
% AP_Hwn	0.26%
AP_Oth	35326
% AP_Oth	4.62%
Hispanic Origin	44284
% Hispanic Origin	5.79%
18+_Pop	586092
NH18+_Wht	322963
% NH18+_Wht	55.1%
18+_AP_BlK	211460
% 18+_AP_BlK	36.08%
18+_AP_Ind	9945
% 18+_AP_Ind	1.7%
18+_AP_Asn	15090
% 18+_AP_Asn	2.57%
18+_AP_Hwn	1289
% 18+_AP_Hwn	0.22%

©2021 CALIPER

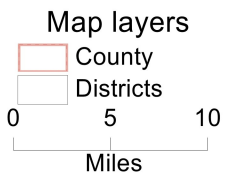


District: 13

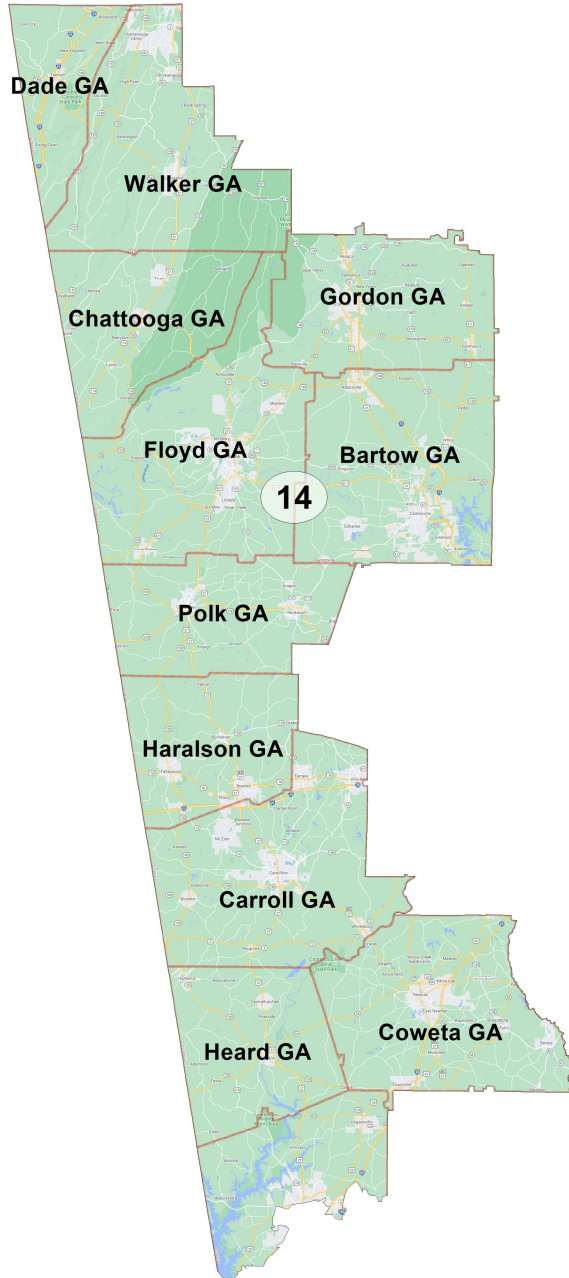


©2021 CALIPER

Field	Value
District	13
Population	765101
Deviation	-35
% Deviation	-0%
% D 20_Pres	71.9%
% R 20_Pres	28.1%
% NH CVAP 19	96.4%
% NH White CVAP 19	44.3%
% NH Black CVAP 19	47.9%
% NH Asian CVAP 19	3.2%
% H CVAP 19	3.6%
ernate Schwartzberg	2.36
Polsby Popper	0.18
Perimeter	250.69
Reock	0.26
NH_Wht	281331
% NH_Wht	36.77%
AP_BlK	371081
% AP_BlK	48.5%
AP_Ind	13339
% AP_Ind	1.74%
AP_Asn	41622
% AP_Asn	5.44%
AP_Hwn	1072
% AP_Hwn	0.14%
AP_Oth	59468
% AP_Oth	7.77%
Hispanic Origin	67241
% Hispanic Origin	8.79%
18+_Pop	590646
NH18+_Wht	231225
% NH18+_Wht	39.15%
18+_AP_BlK	278944
% 18+_AP_BlK	47.23%
18+_AP_Ind	9984
% 18+_AP_Ind	1.69%
18+_AP_Asn	30809
% 18+_AP_Asn	5.22%
18+_AP_Hwn	781
% 18+_AP_Hwn	0.13%



District: 14



©2021 CALIPER

Field	Value
District	14
Population	765136
Deviation	0
% Deviation	0%
% D 20_Pres	26.2%
% R 20_Pres	73.8%
% NH CVAP 19	96.4%
% NH White CVAP 19	80.9%
% NH Black CVAP 19	13.7%
% NH Asian CVAP 19	0.9%
% H CVAP 19	3.6%
ernate Schwartzberg	2.02
Polsby Popper	0.25
Perimeter	473.75
Reock	0.27
NH_Wht	558224
% NH_Wht	72.96%
AP_BlK	112197
% AP_BlK	14.66%
AP_Ind	19554
% AP_Ind	2.56%
AP_Asn	13404
% AP_Asn	1.75%
AP_Hwn	920
% AP_Hwn	0.12%
AP_Oth	53756
% AP_Oth	7.03%
Hispanic Origin	63366
% Hispanic Origin	8.28%
18+_Pop	586348
NH18+_Wht	442603
% NH18+_Wht	75.48%
18+_AP_BlK	79712
% 18+_AP_BlK	13.59%
18+_AP_Ind	14756
% 18+_AP_Ind	2.52%
18+_AP_Asn	9483
% 18+_AP_Asn	1.62%
18+_AP_Hwn	601
% 18+_AP_Hwn	0.1%

Map layers

