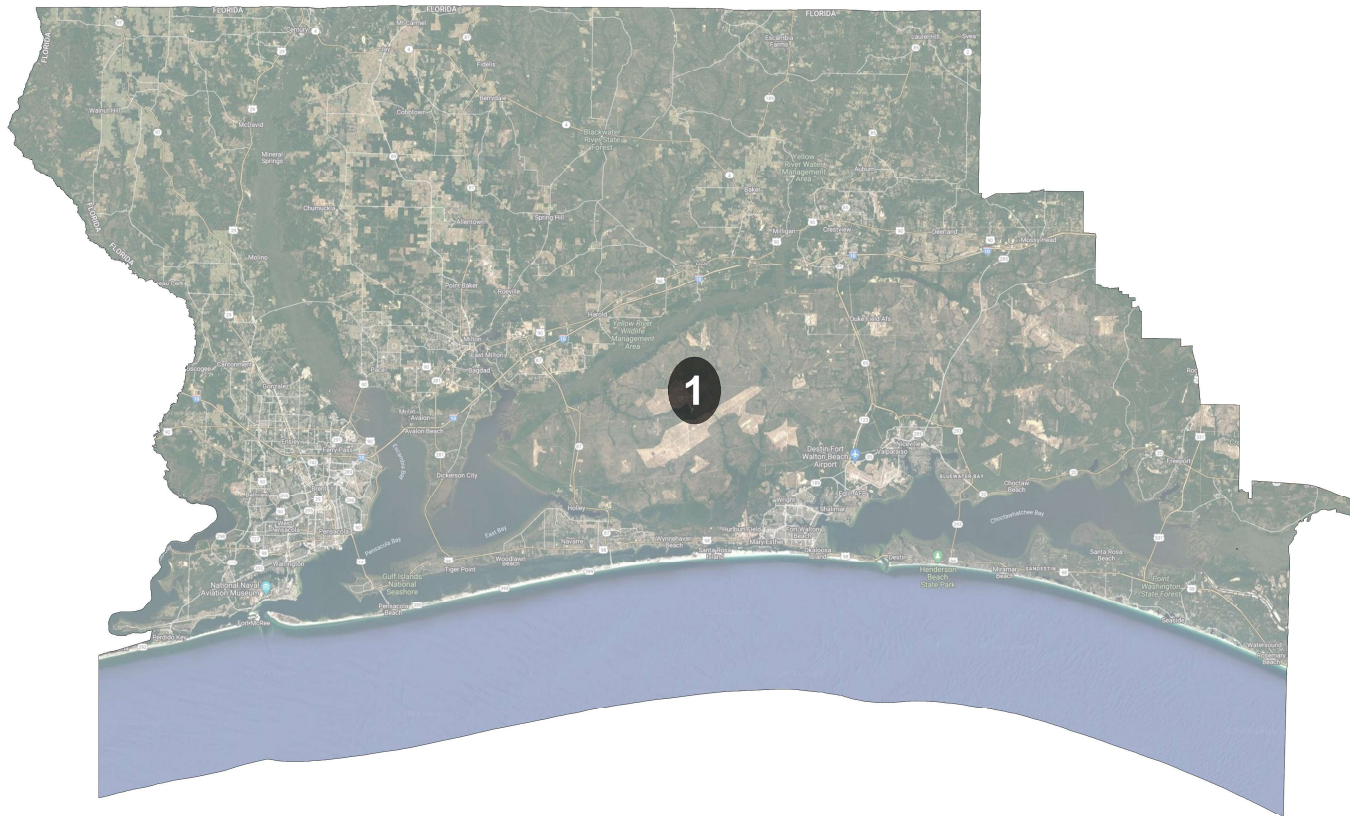
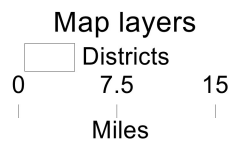


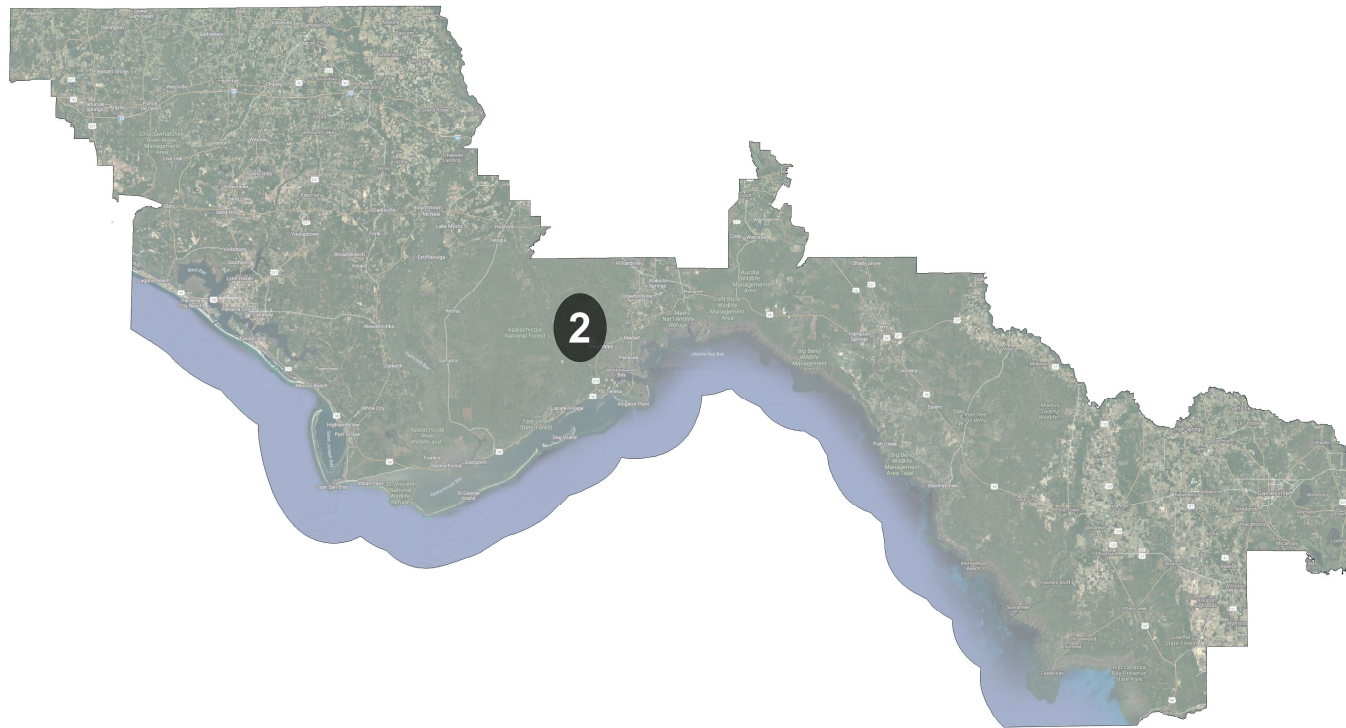
District: 1



Field	Value
District	1
Population	769221
Deviation	0
% Deviation	0%
AP_BlK	116375
% AP_BlK	15.13%
% 18+_AP_BlK	13.5%
% NH Black CVAP 19	13.64%
Hispanic Origin	59229
% Hispanic Origin	7.7%
% H CVAP 19	5.17%
H18+_Pop	40434
% H18+_Pop	6.67%
NH_Wht	534532
% NH_Wht	69.49%
Total CVAP 19	558767.50
18+_Pop	606009
% Total CVAP 19	72.64%
NH White CVAP 19	426068.65
% NH White CVAP 19	76.25%
NH Black CVAP 19	76228.75
H CVAP 19	28880.16
D 20_Pres	140935.39
% D 20_Pres	33.72%
R 20_Pres	277027.11
% R 20_Pres	66.28%
20_Pres	417962.49
% 20_Pres	54.34%



District: 2

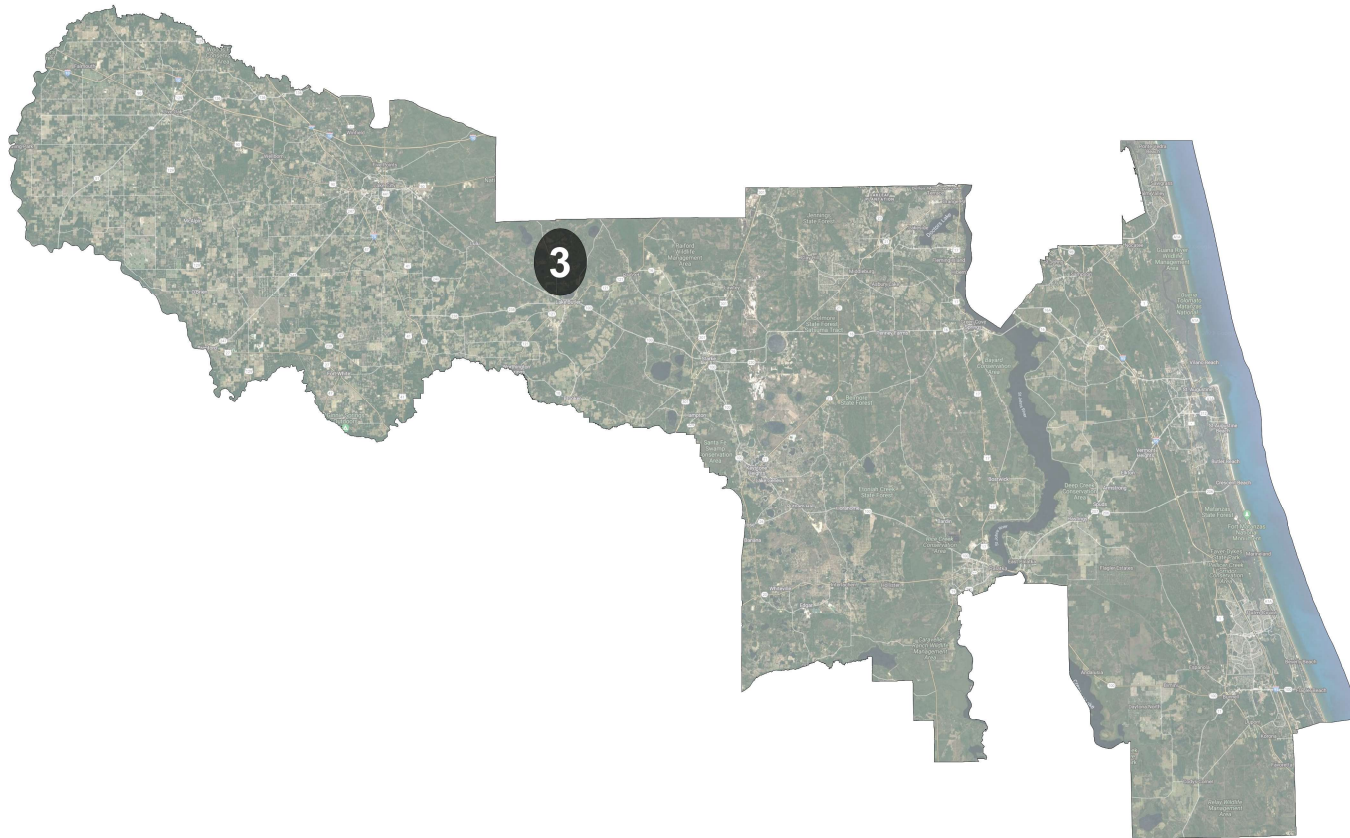


Field	Value
District	2
Population	769221
Deviation	0
% Deviation	0%
AP_BlK	126140
% AP_BlK	16.4%
% 18+_AP_BlK	14.98%
% NH Black CVAP 19	15.51%
Hispanic Origin	65653
% Hispanic Origin	8.53%
% H CVAP 19	5.77%
H18+_Pop	48887
% H18+_Pop	7.87%
NH_Wht	527075
% NH_Wht	68.52%
Total CVAP 19	589390.81
18+_Pop	621451
% Total CVAP 19	76.62%
NH White CVAP 19	442796.83
% NH White CVAP 19	75.13%
NH Black CVAP 19	91388.67
H CVAP 19	34035.79
D 20_Pres	152764.01
% D 20_Pres	39.22%
R 20_Pres	236729.31
% R 20_Pres	60.78%
20_Pres	389493.32
% 20_Pres	50.63%

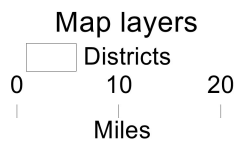
Map layers



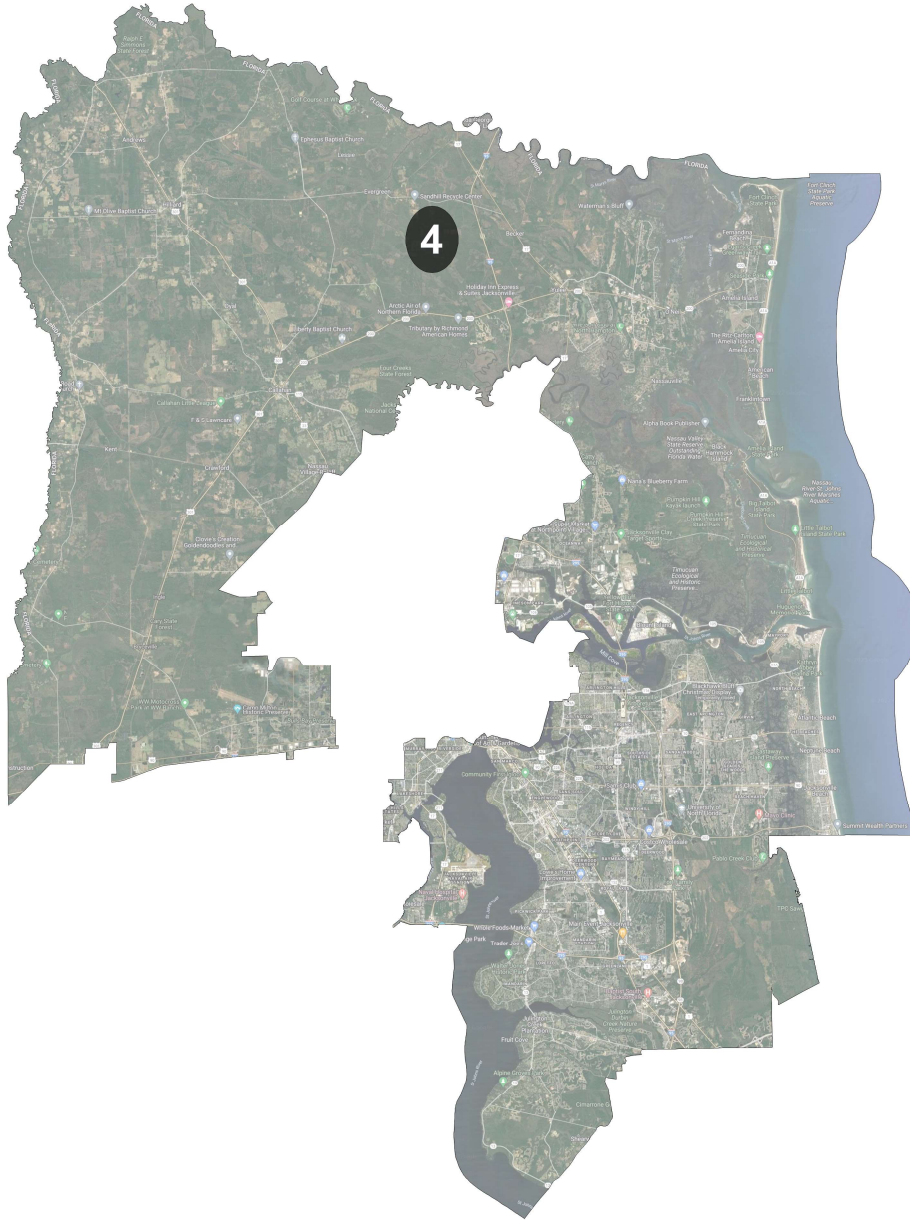
District: 3



Field	Value
District	3
Population	769221
Deviation	0
% Deviation	0%
AP_BlK	97252
% AP_BlK	12.64%
% 18+_AP_BlK	11.38%
% NH Black CVAP 19	11.18%
Hispanic Origin	69319
% Hispanic Origin	9.01%
% H CVAP 19	6.73%
H18+_Pop	47785
% H18+_Pop	7.89%
NH_Wht	560896
% NH_Wht	72.92%
Total CVAP 19	562172.28
18+_Pop	605429
% Total CVAP 19	73.08%
NH White CVAP 19	444264.98
% NH White CVAP 19	79.03%
NH Black CVAP 19	62828.40
H CVAP 19	37826.53
D 20_Pres	145260.53
% D 20_Pres	33.38%
R 20_Pres	289902.92
% R 20_Pres	66.62%
20_Pres	435163.46
% 20_Pres	56.57%



District: 4



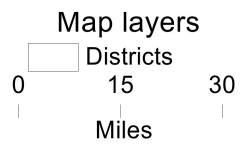
Field	Value
District	4
Population	769221
Deviation	0
% Deviation	0%
AP_Blkc	118585
% AP_Blkc	15.42%
% 18+_AP_Blkc	14%
% NH Black CVAP 19	13.45%
Hispanic Origin	89474
% Hispanic Origin	11.63%
% H CVAP 19	7.21%
H18+_Pop	64008
% H18+_Pop	10.46%
NH_Whit	493028
% NH_Whit	64.09%
Total CVAP 19	530669.18
18+_Pop	611980
% Total CVAP 19	68.99%
NH White CVAP 19	392007.38
% NH White CVAP 19	73.87%
NH Black CVAP 19	71358.07
H CVAP 19	38253.10
D 20_Pres	172537.15
% D 20_Pres	41.38%
R 20_Pres	244428.21
% R 20_Pres	58.62%
20_Pres	416965.35
% 20_Pres	54.21%



District: 5



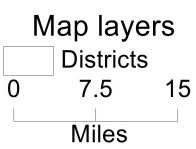
Field	Value
District	5
Population	769221
Deviation	0
% Deviation	0%
AP_BlK	345517
% AP_BlK	44.92%
% 18+_AP_BlK	42.17%
% NH Black CVAP 19	41.79%
Hispanic Origin	63725
% Hispanic Origin	8.28%
% H CVAP 19	5.58%
H18+_Pop	46001
% H18+_Pop	7.65%
NH_Wht	326827
% NH_Wht	42.49%
Total CVAP 19	563423.19
18+_Pop	601675
% Total CVAP 19	73.25%
NH White CVAP 19	277732.37
% NH White CVAP 19	49.29%
NH Black CVAP 19	235467.55
H CVAP 19	31463.16
D 20_Pres	235480.49
% D 20_Pres	62.34%
R 20_Pres	142268.06
% R 20_Pres	37.66%
20_Pres	377748.55
% 20_Pres	49.11%



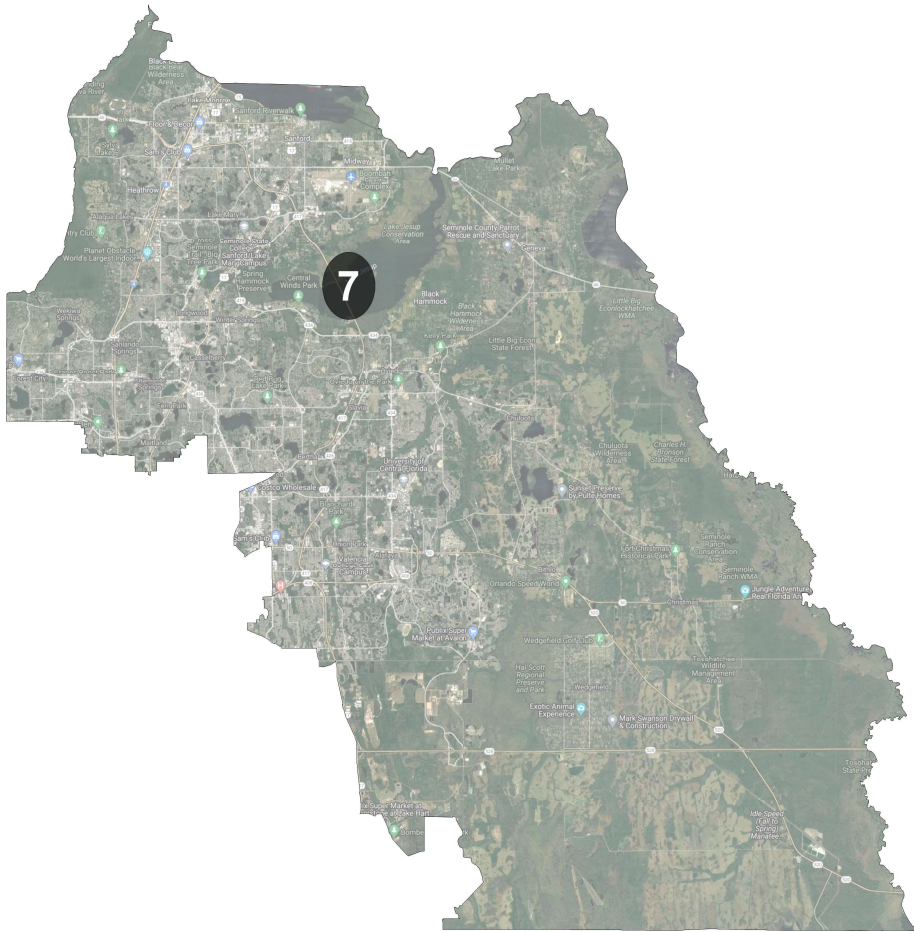
District: 6



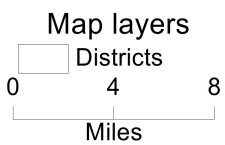
Field	Value
District	6
Population	769221
Deviation	0
% Deviation	0%
AP_Blkg	90389
% AP_Blkg	11.75%
% 18+_AP_Blkg	10.19%
% NH Black CVAP 19	9.82%
Hispanic Origin	107957
% Hispanic Origin	14.03%
% H CVAP 19	10.25%
H18+_Pop	77067
% H18+_Pop	12.17%
NH_Whitg	537650
% NH_Whitg	69.9%
Total CVAP 19	587129.49
18+_Pop	633207
% Total CVAP 19	76.33%
NH White CVAP 19	454841.98
% NH White CVAP 19	77.47%
NH Black CVAP 19	57677.11
H CVAP 19	60176.98
D 20_Pres	171712.29
% D 20_Pres	40.55%
R 20_Pres	251711.59
% R 20_Pres	59.45%
20_Pres	423423.88
% 20_Pres	55.05%



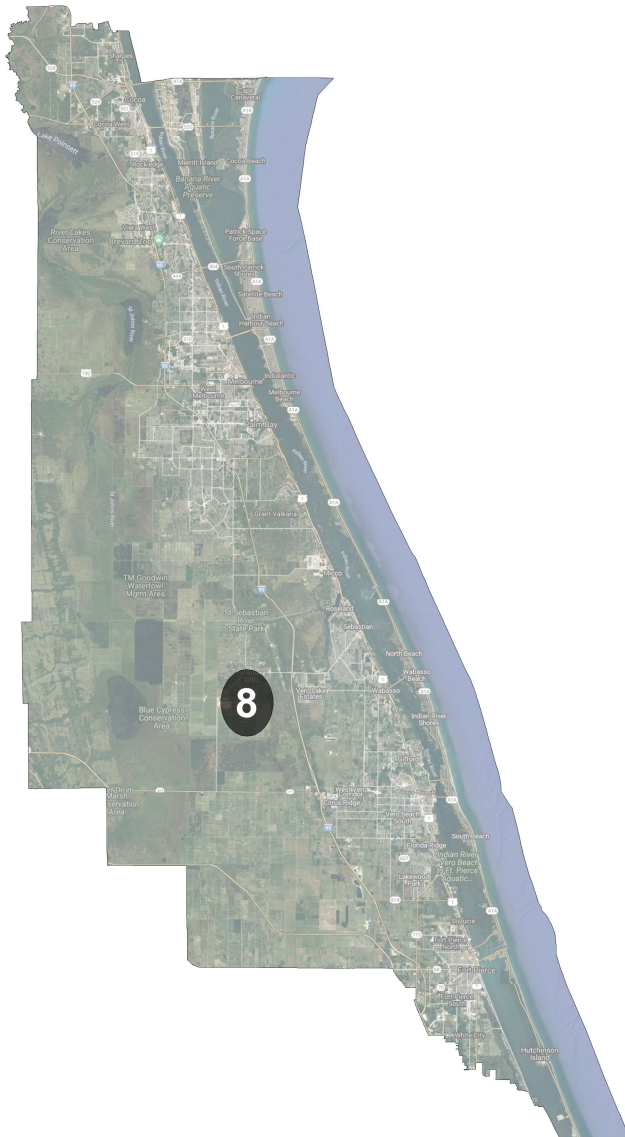
District: 7



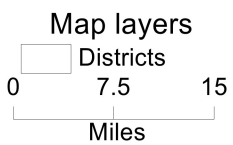
Field	Value
District	7
Population	769221
Deviation	0
% Deviation	0%
AP_BlK	108079
% AP_BlK	14.05%
% 18+_AP_BlK	13.01%
% NH Black CVAP 19	10.8%
Hispanic Origin	216690
% Hispanic Origin	28.17%
% H CVAP 19	23.92%
H18+_Pop	161791
% H18+_Pop	26.5%
NH_Wht	387871
% NH_Wht	50.42%
Total CVAP 19	551312.89
18+_Pop	610643
% Total CVAP 19	71.67%
NH White CVAP 19	330406.03
% NH White CVAP 19	59.93%
NH Black CVAP 19	59553.33
H CVAP 19	131900.65
D 20_Pres	213371.10
% D 20_Pres	54.28%
R 20_Pres	179728.78
% R 20_Pres	45.72%
20_Pres	393099.89
% 20_Pres	51.1%



District: 8



Field	Value
District	8
Population	769221
Deviation	0
% Deviation	0%
AP_Blkc	105043
% AP_Blkc	13.66%
% 18+_AP_Blkc	11.7%
% NH Black CVAP 19	10.92%
Hispanic Origin	99337
% Hispanic Origin	12.91%
% H CVAP 19	9.03%
H18+_Pop	70292
% H18+_Pop	11.11%
NH_Wht	525426
% NH_Wht	68.31%
Total CVAP 19	582326.64
18+_Pop	632483
% Total CVAP 19	75.7%
NH White CVAP 19	449527.44
% NH White CVAP 19	77.2%
NH Black CVAP 19	63584.24
H CVAP 19	52563.27
D 20_Pres	190531.05
% D 20_Pres	42.8%
R 20_Pres	254655.77
% R 20_Pres	57.2%
20_Pres	445186.81
% 20_Pres	57.88%

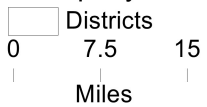


District: 9

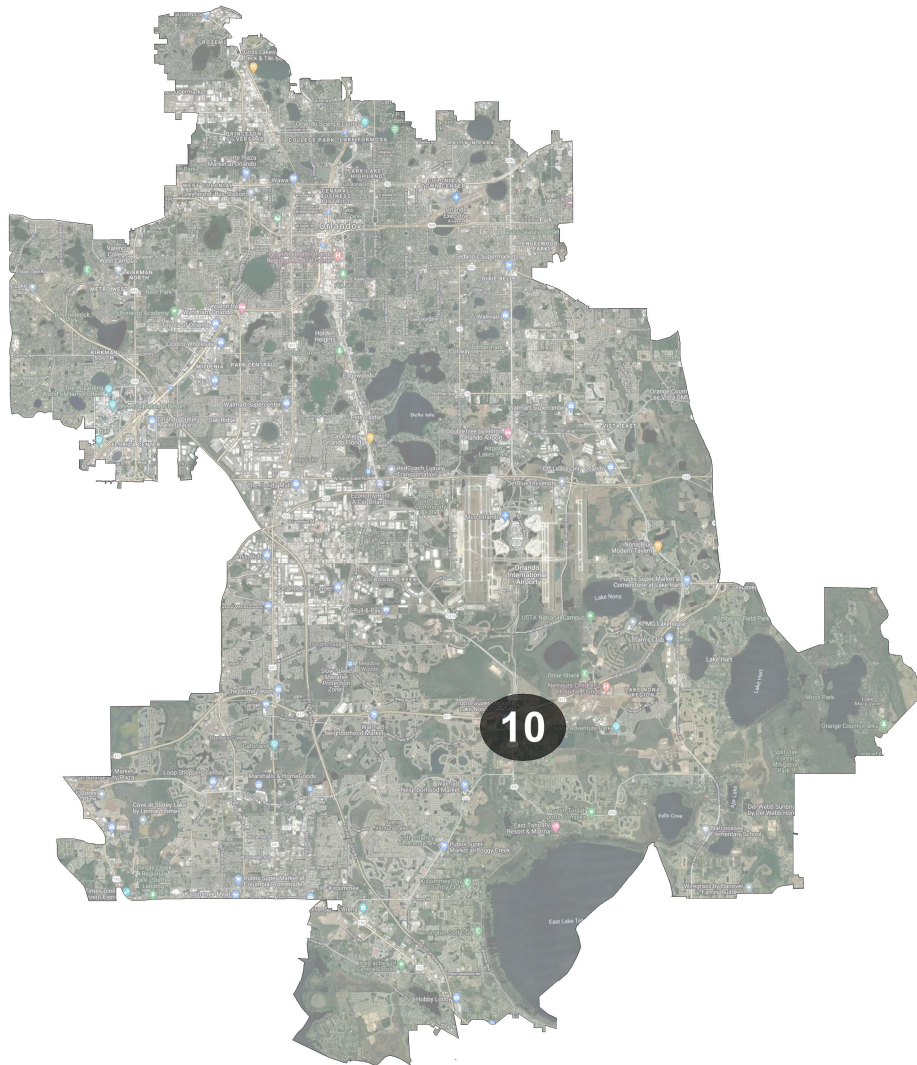


Field	Value
District	9
Population	769221
Deviation	0
% Deviation	0%
AP_Bl	121471
% AP_Bl	15.79%
% 18+_AP_Bl	14.22%
% NH Black CVAP 19	12.32%
Hispanic Origin	224397
% Hispanic Origin	29.17%
% H CVAP 19	20.93%
H18+_Pop	158007
% H18+_Pop	26.16%
NH_Wh	400384
% NH_Wh	52.05%
Total CVAP 19	518807.52
18+_Pop	604068
% Total CVAP 19	67.45%
NH White CVAP 19	331405.39
% NH White CVAP 19	63.88%
NH Black CVAP 19	63918.65
H CVAP 19	108569.67
D 20_Pres	163401.67
% D 20_Pres	43.61%
R 20_Pres	211278.37
% R 20_Pres	56.39%
20_Pres	374680.04
% 20_Pres	48.71%

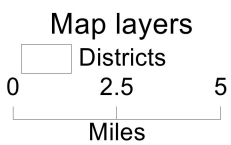
Map layers



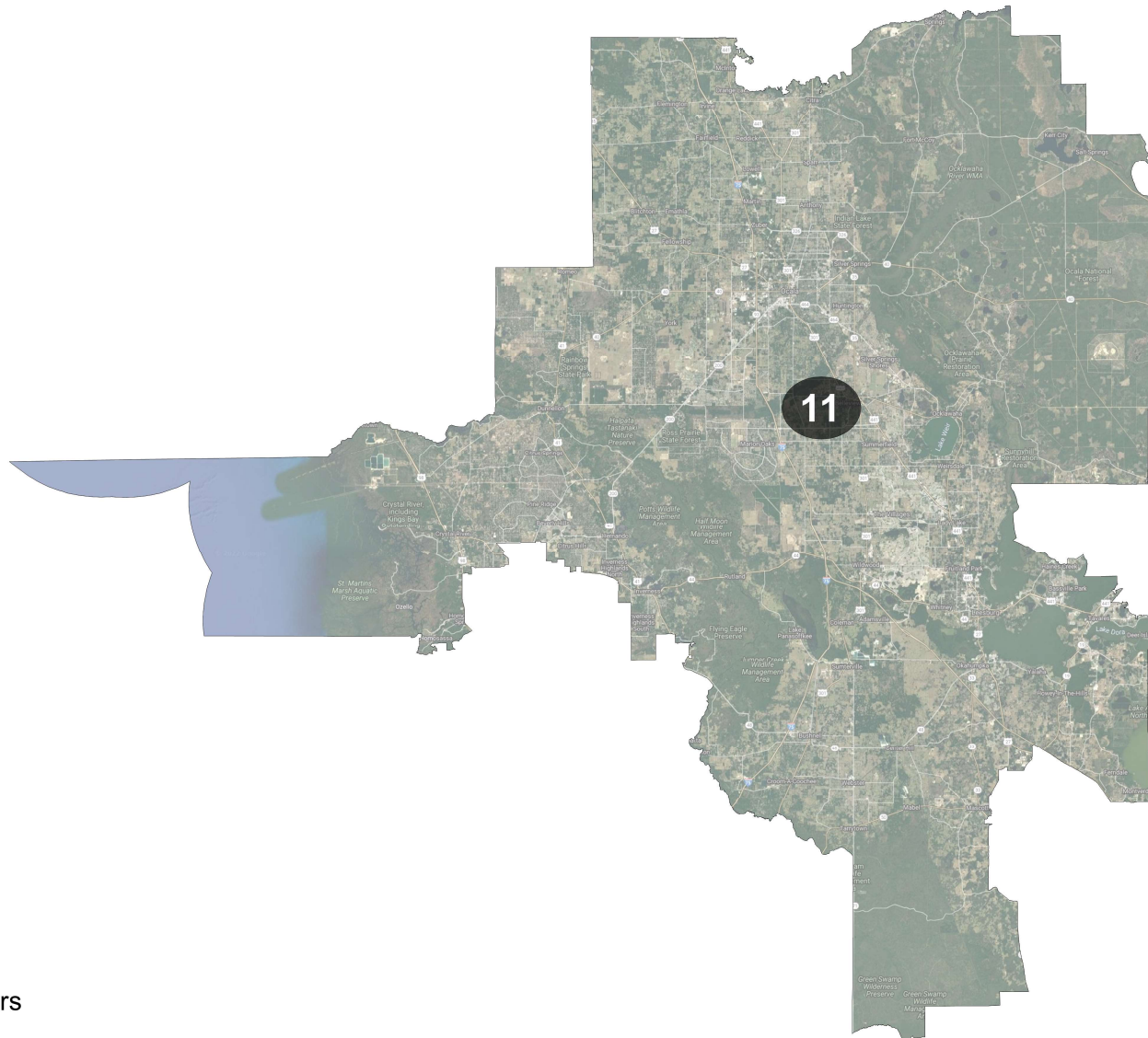
District: 10



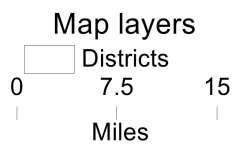
Field	Value
District	10
Population	769221
Deviation	0
% Deviation	0%
AP_Blak	161921
% AP_Blak	21.05%
% 18+_AP_Blak	19.69%
% NH Black CVAP 19	17.08%
Hispanic Origin	347074
% Hispanic Origin	45.12%
% H CVAP 19	39.88%
H18+_Pop	261523
% H18+_Pop	43.7%
NH_Whit	218104
% NH_Whit	28.35%
Total CVAP 19	473129.91
18+_Pop	598398
% Total CVAP 19	61.51%
NH White CVAP 19	178326.52
% NH White CVAP 19	37.69%
NH Black CVAP 19	80805.01
H CVAP 19	188685.48
D 20_Pres	203108.72
% D 20_Pres	64.42%
R 20_Pres	112198.87
% R 20_Pres	35.58%
20_Pres	315307.59
% 20_Pres	40.99%



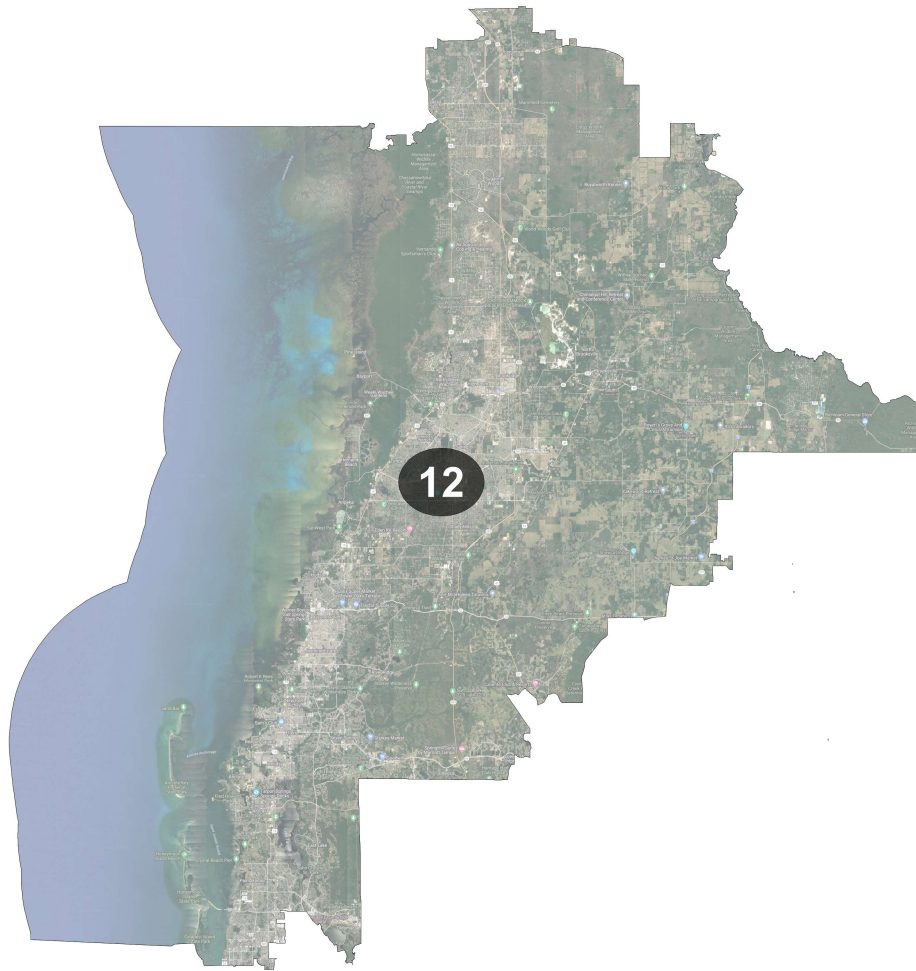
District: 11



Field	Value
District	11
Population	769221
Deviation	0
% Deviation	0%
AP_BlK	83105
% AP_BlK	10.8%
% 18+_AP_BlK	9.13%
% NH Black CVAP 19	8.92%
Hispanic Origin	89384
% Hispanic Origin	11.62%
% H CVAP 19	7.77%
H18+_Pop	64221
% H18+_Pop	9.85%
NH_Wht	566484
% NH_Wht	73.64%
Total CVAP 19	591152.95
18+_Pop	651796
% Total CVAP 19	76.85%
NH White CVAP 19	479603.40
% NH White CVAP 19	81.13%
NH Black CVAP 19	52749.25
H CVAP 19	45936.57
D 20_Pres	156056.92
% D 20_Pres	34.69%
R 20_Pres	293855.85
% R 20_Pres	65.31%
20_Pres	449912.77
% 20_Pres	58.49%



District: 12



Field	Value
District	12
Population	769221
Deviation	0
% Deviation	0%
AP_Blkc	43259
% AP_Blkc	5.62%
% 18+_AP_Blkc	4.59%
% NH Black CVAP 19	3.8%
Hispanic Origin	96056
% Hispanic Origin	12.49%
% H CVAP 19	8.91%
H18+_Pop	68069
% H18+_Pop	10.79%
NH_Whit	591504
% NH_Whit	76.9%
Total CVAP 19	577755.61
18+_Pop	630926
% Total CVAP 19	75.11%
NH White CVAP 19	489323.38
% NH White CVAP 19	84.69%
NH Black CVAP 19	21981.75
H CVAP 19	51497.54
D 20_Pres	166235.31
% D 20_Pres	38.31%
R 20_Pres	267704.01
% R 20_Pres	61.69%
20_Pres	433939.32
% 20_Pres	56.41%

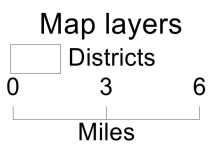
Map layers



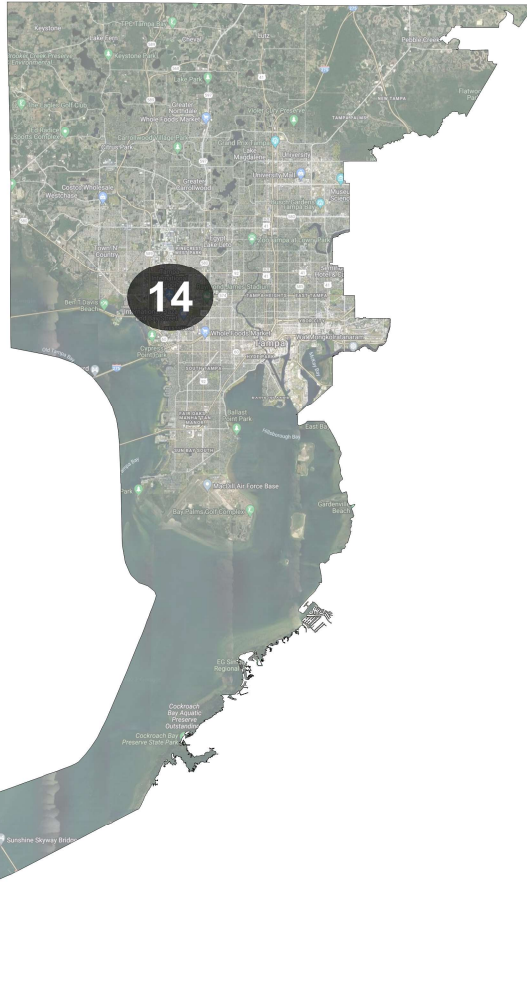
District: 13



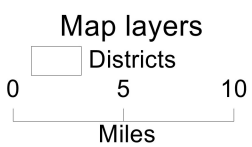
Field	Value
District	13
Population	769222
Deviation	1
% Deviation	0%
AP_Blkc	102665
% AP_Blkc	13.35%
% 18+_AP_Blkc	11.46%
% NH Black CVAP 19	11.27%
Hispanic Origin	85689
% Hispanic Origin	11.14%
% H CVAP 19	7.53%
H18+_Pop	63485
% H18+_Pop	9.77%
NH_Wht	529888
% NH_Wht	68.89%
Total CVAP 19	609511.58
18+_Pop	649758
% Total CVAP 19	79.24%
NH White CVAP 19	471153.95
% NH White CVAP 19	77.3%
NH Black CVAP 19	68700.32
H CVAP 19	45905.01
D 20_Pres	224385.83
% D 20_Pres	51.78%
R 20_Pres	208960.65
% R 20_Pres	48.22%
20_Pres	433346.48
% 20_Pres	56.34%



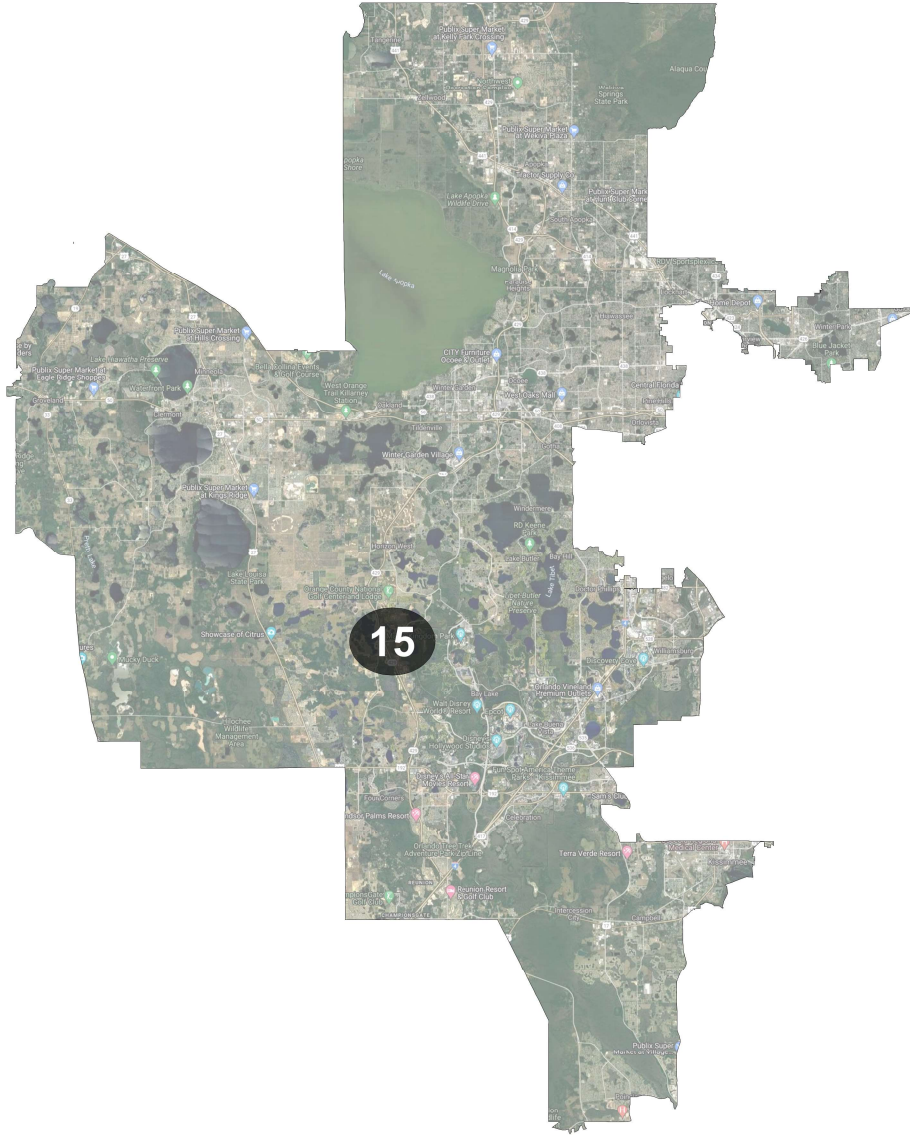
District: 14



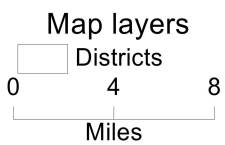
Field	Value
District	14
Population	769200
Deviation	-21
% Deviation	-0%
AP_Blak	142613
% AP_Blak	18.54%
% 18+_AP_Blak	17%
% NH Black CVAP 19	16.62%
Hispanic Origin	240836
% Hispanic Origin	31.31%
% H CVAP 19	25.14%
H18+_Pop	184158
% H18+_Pop	30.07%
NH_Whit	333405
% NH_Whit	43.34%
Total CVAP 19	532890.98
18+_Pop	612531
% Total CVAP 19	69.28%
NH White CVAP 19	284841.33
% NH White CVAP 19	53.45%
NH Black CVAP 19	88542.68
H CVAP 19	133964.41
D 20_Pres	211639.04
% D 20_Pres	57.04%
R 20_Pres	159389.48
% R 20_Pres	42.96%
20_Pres	371028.52
% 20_Pres	48.24%



District: 15



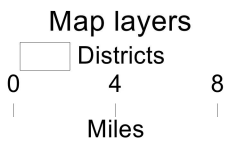
Field	Value
District	15
Population	769222
Deviation	1
% Deviation	0%
AP_BlK	172487
% AP_BlK	22.42%
% 18+_AP_BlK	20.92%
% NH Black CVAP 19	20.84%
Hispanic Origin	209002
% Hispanic Origin	27.17%
% H CVAP 19	21.75%
H18+_Pop	152199
% H18+_Pop	25.66%
NH_Wht	329081
% NH_Wht	42.78%
Total CVAP 19	484393.19
18+_Pop	593159
% Total CVAP 19	62.97%
NH White CVAP 19	250911.06
% NH White CVAP 19	51.8%
NH Black CVAP 19	100946.89
H CVAP 19	105370.91
D 20_Pres	214038.47
% D 20_Pres	57.45%
R 20_Pres	158511.01
% R 20_Pres	42.55%
20_Pres	372549.48
% 20_Pres	48.43%



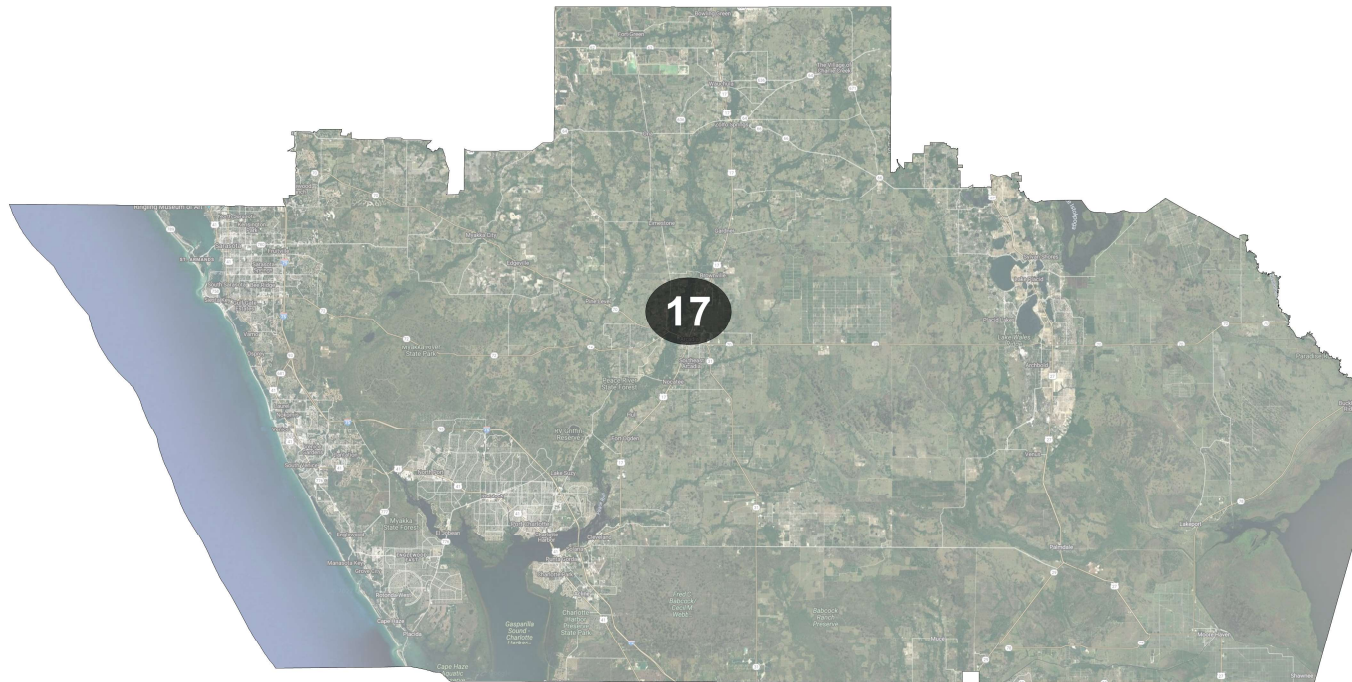
District: 16



Field	Value
District	16
Population	769221
Deviation	0
% Deviation	0%
AP_Bl	122703
% AP_Bl	15.95%
% 18+_AP_Bl	13.88%
% NH Black CVAP 19	12.49%
Hispanic Origin	182498
% Hispanic Origin	23.73%
% H CVAP 19	15.68%
H18+_Pop	125803
% H18+_Pop	20.65%
NH_Wht	430410
% NH_Wht	55.95%
Total CVAP 19	533349.80
18+_Pop	609249
% Total CVAP 19	69.34%
NH White CVAP 19	366143.71
% NH White CVAP 19	68.65%
NH Black CVAP 19	66607.90
H CVAP 19	83624.74
D 20_Pres	186988.93
% D 20_Pres	47.53%
R 20_Pres	206424.20
% R 20_Pres	52.47%
20_Pres	393413.12
% 20_Pres	51.14%

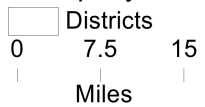


District: 17

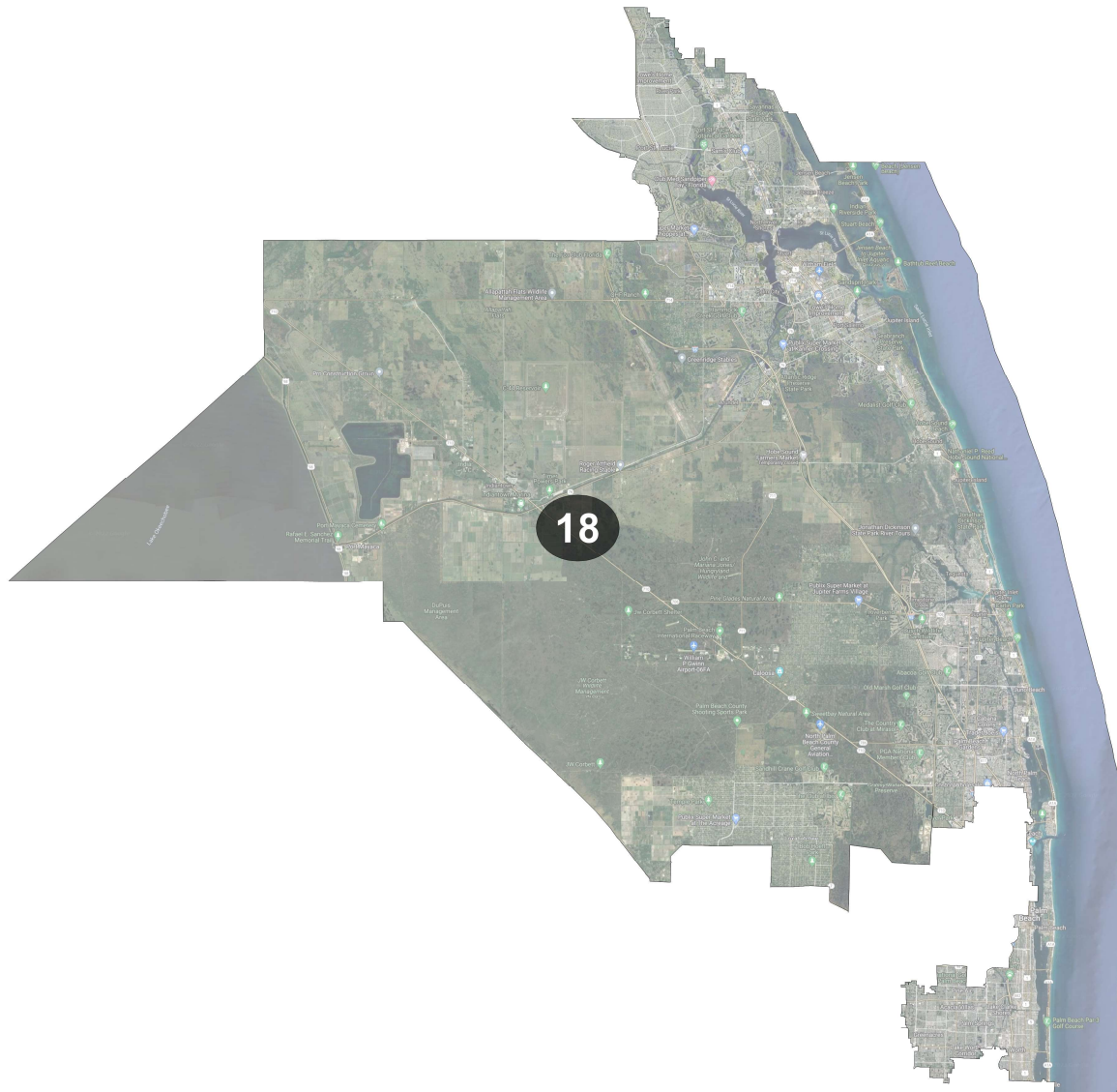


Field	Value
District	17
Population	769221
Deviation	0
% Deviation	0%
AP_BlK	45495
% AP_BlK	5.91%
% 18+_AP_BlK	5.06%
% NH Black CVAP 19	4.83%
Hispanic Origin	91040
% Hispanic Origin	11.84%
% H CVAP 19	7.68%
H18+_Pop	64720
% H18+_Pop	9.84%
NH_Wht	600330
% NH_Wht	78.04%
Total CVAP 19	596992.59
18+_Pop	657808
% Total CVAP 19	77.61%
NH White CVAP 19	510701.70
% NH White CVAP 19	85.55%
NH Black CVAP 19	28830.58
H CVAP 19	45841.45
D 20_Pres	185273.73
% D 20_Pres	40.7%
R 20_Pres	269893.94
% R 20_Pres	59.3%
20_Pres	455167.67
% 20_Pres	59.17%

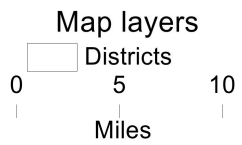
Map layers



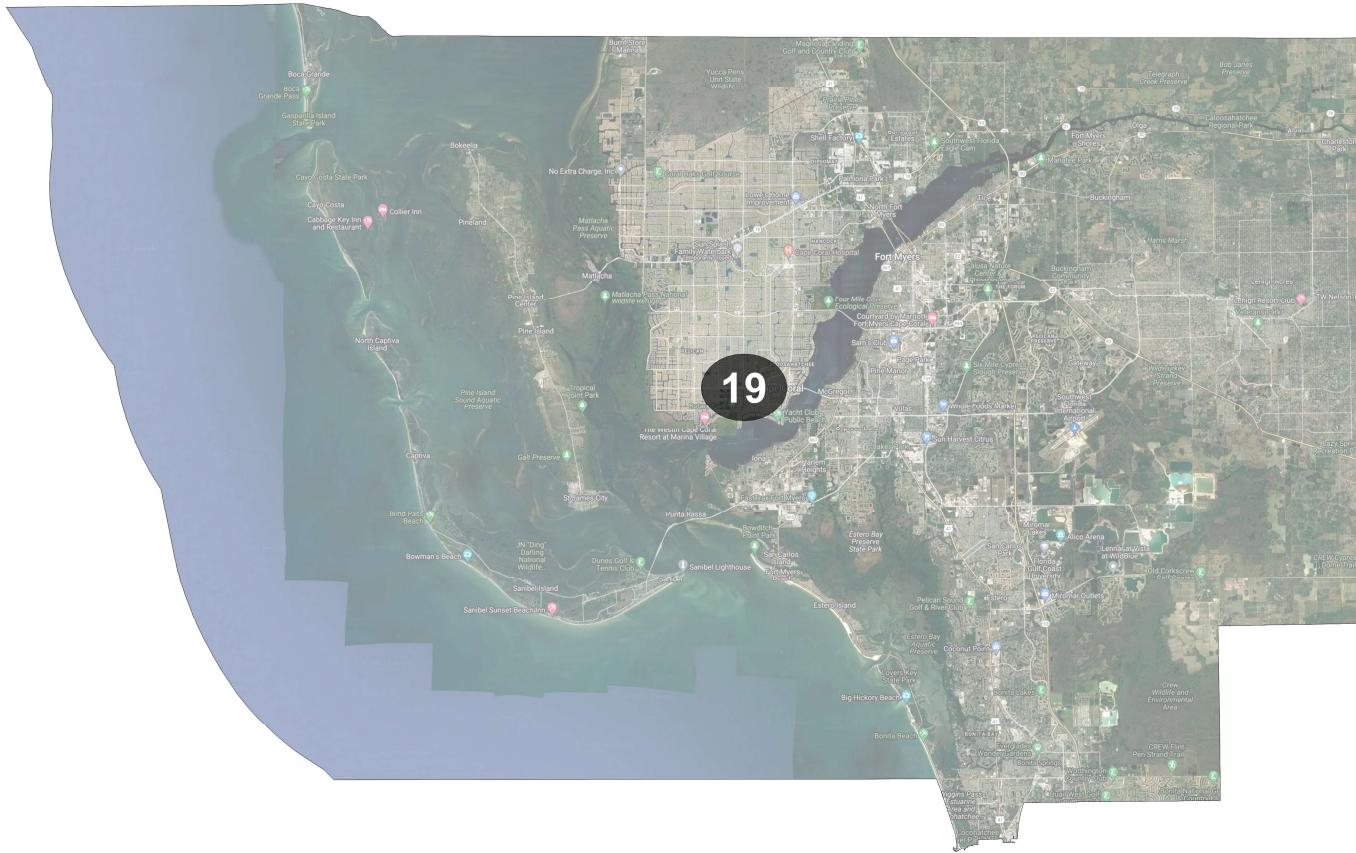
District: 18



Field	Value
District	18
Population	769221
Deviation	0
% Deviation	0%
AP_BlK	89599
% AP_BlK	11.65%
% 18+_AP_BlK	10.28%
% NH Black CVAP 19	8.56%
Hispanic Origin	202392
% Hispanic Origin	26.31%
% H CVAP 19	16.06%
H18+_Pop	145686
% H18+_Pop	23.36%
NH_Wht	446966
% NH_Wht	58.11%
Total CVAP 19	536308.95
18+_Pop	623728
% Total CVAP 19	69.72%
NH White CVAP 19	390215.80
% NH White CVAP 19	72.76%
NH Black CVAP 19	45883.83
H CVAP 19	86135.60
D 20_Pres	187303.33
% D 20_Pres	46.42%
R 20_Pres	216197.47
% R 20_Pres	53.58%
20_Pres	403500.80
% 20_Pres	52.46%



District: 19



Field	Value
District	19
Population	769221
Deviation	0
% Deviation	0%
AP_BlK	70317
% AP_BlK	9.14%
% 18+_AP_BlK	7.56%
% NH Black CVAP 19	6.95%
Hispanic Origin	173638
% Hispanic Origin	22.57%
% H CVAP 19	13.45%
H18+_Pop	123141
% H18+_Pop	19.35%
NH_Wht	497988
% NH_Wht	64.74%
Total CVAP 19	555313.99
18+_Pop	636334
% Total CVAP 19	72.19%
NH White CVAP 19	429552.13
% NH White CVAP 19	77.35%
NH Black CVAP 19	38573.14
H CVAP 19	74662.30
D 20_Pres	159982.28
% D 20_Pres	40.27%
R 20_Pres	237244.50
% R 20_Pres	59.73%
20_Pres	397226.78
% 20_Pres	51.64%

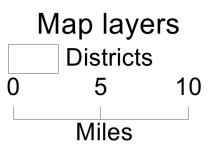
Map layers



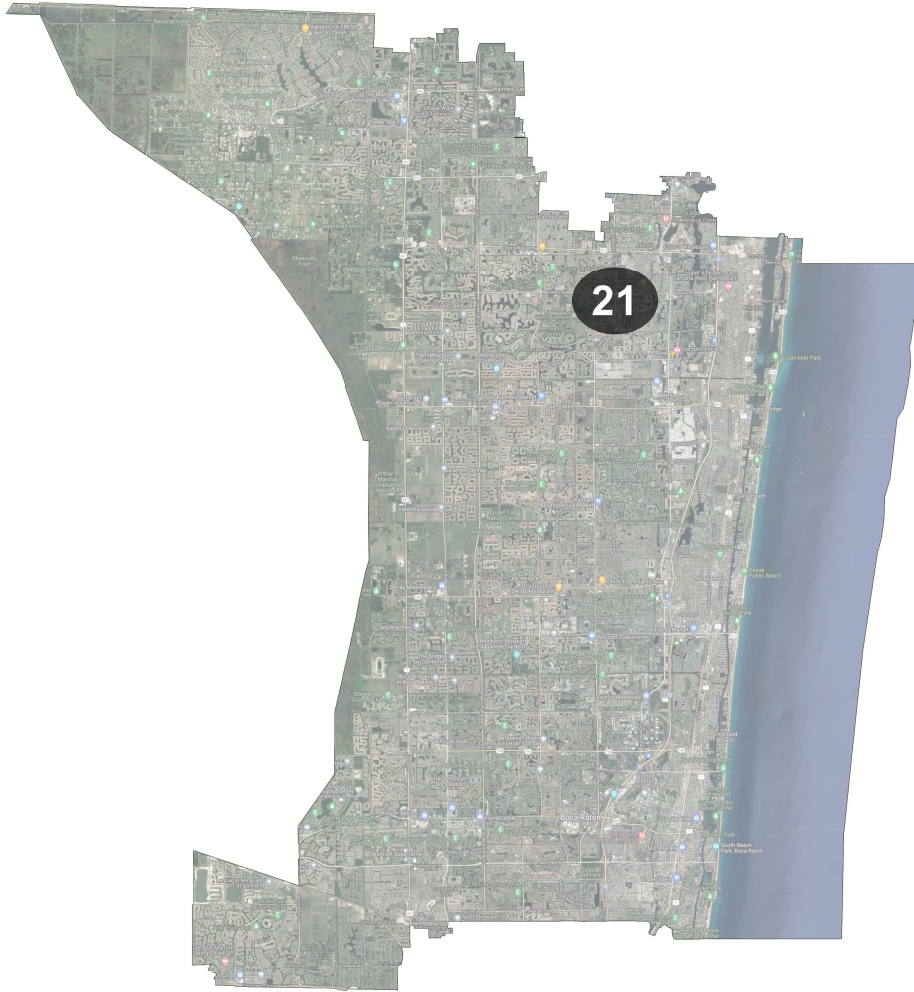
District: 20



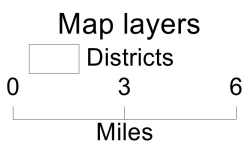
Field	Value
District	20
Population	769221
Deviation	0
% Deviation	0%
AP_Blkg	393425
% AP_Blkg	51.15%
% 18+_AP_Blkg	48.33%
% NH Black CVAP 19	47.23%
Hispanic Origin	181475
% Hispanic Origin	23.59%
% H CVAP 19	18.09%
H18+_Pop	136917
% H18+_Pop	22.99%
NH_Whit	171952
% NH_Whit	22.35%
Total CVAP 19	481542.05
18+_Pop	595566
% Total CVAP 19	62.6%
NH White CVAP 19	151068.34
% NH White CVAP 19	31.37%
NH Black CVAP 19	227413.85
H CVAP 19	87132.80
D 20_Pres	251238.55
% D 20_Pres	74.79%
R 20_Pres	84701.21
% R 20_Pres	25.21%
20_Pres	335939.76
% 20_Pres	43.67%



District: 21



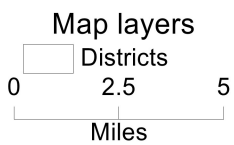
Field	Value
District	21
Population	769223
Deviation	2
% Deviation	0%
AP_Blkc	114209
% AP_Blkc	14.85%
% 18+_AP_Blkc	13.17%
% NH Black CVAP 19	10.92%
Hispanic Origin	134265
% Hispanic Origin	17.45%
% H CVAP 19	12.76%
H18+_Pop	99799
% H18+_Pop	15.76%
NH_Wht	470791
% NH_Wht	61.2%
Total CVAP 19	552018.62
18+_Pop	633059
% Total CVAP 19	71.76%
NH White CVAP 19	401381.05
% NH White CVAP 19	72.71%
NH Black CVAP 19	60259.27
H CVAP 19	70461.07
D 20_Pres	248825.78
% D 20_Pres	57%
R 20_Pres	187747.46
% R 20_Pres	43%
20_Pres	436573.24
% 20_Pres	56.76%



District: 22



Field	Value
District	22
Population	769219
Deviation	-2
% Deviation	-0%
AP_Blkc	148894
% AP_Blkc	19.36%
% 18+_AP_Blkc	17.32%
% NH Black CVAP 19	16.35%
Hispanic Origin	210743
% Hispanic Origin	27.4%
% H CVAP 19	20.95%
H18+_Pop	162532
% H18+_Pop	25.76%
NH_Whit	356868
% NH_Whit	46.39%
Total CVAP 19	520305.30
18+_Pop	630919
% Total CVAP 19	67.64%
NH White CVAP 19	307216.60
% NH White CVAP 19	59.05%
NH Black CVAP 19	85075.98
H CVAP 19	108982.78
D 20_Pres	230390.38
% D 20_Pres	59.24%
R 20_Pres	158530.38
% R 20_Pres	40.76%
20_Pres	388920.75
% 20_Pres	50.56%



District: 23

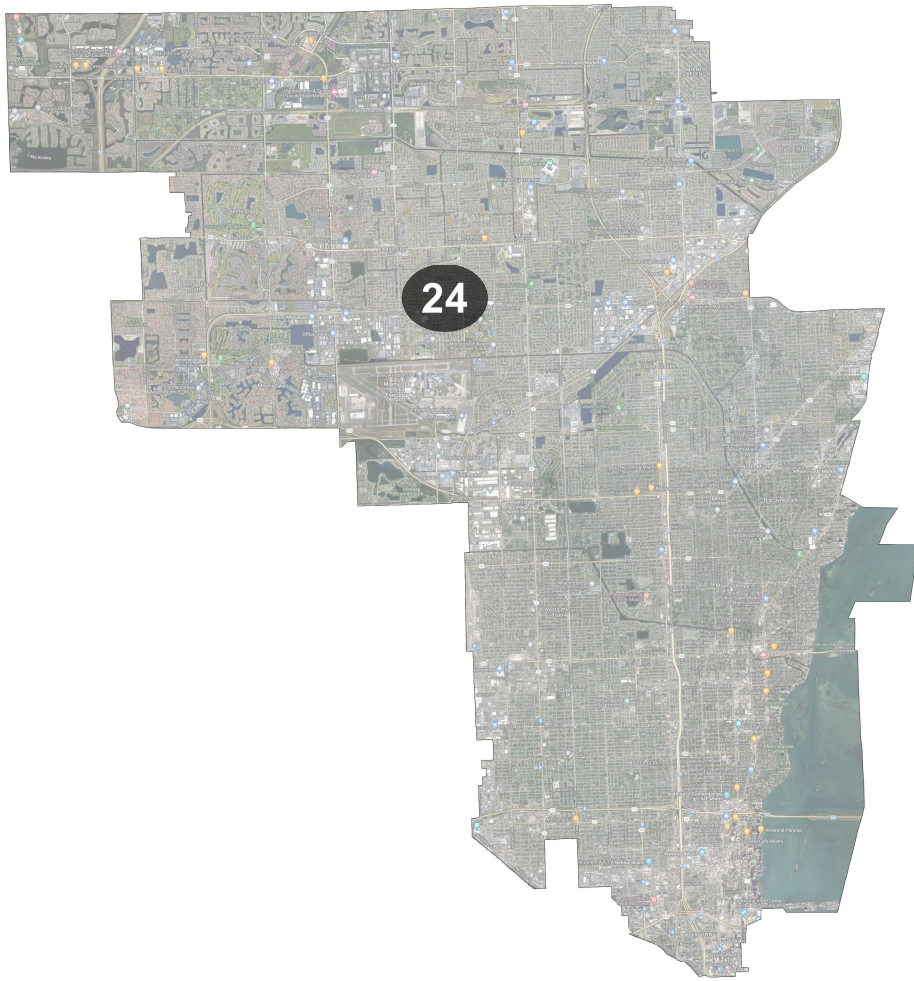


Field	Value
District	23
Population	769220
Deviation	-1
% Deviation	-0%
AP_BlK	126729
% AP_BlK	16.48%
% 18+_AP_BlK	15.57%
% NH Black CVAP 19	14.71%
Hispanic Origin	344319
% Hispanic Origin	44.76%
% H CVAP 19	40.16%
H18+_Pop	275192
% H18+_Pop	44.63%
NH_Wht	258590
% NH_Wht	33.62%
Total CVAP 19	496702.24
18+_Pop	616648
% Total CVAP 19	64.57%
NH White CVAP 19	202817.79
% NH White CVAP 19	40.83%
NH Black CVAP 19	73079.58
H CVAP 19	199459.72
D 20_Pres	219023.41
% D 20_Pres	59.41%
R 20_Pres	149638.42
% R 20_Pres	40.59%
20_Pres	368661.82
% 20_Pres	47.93%

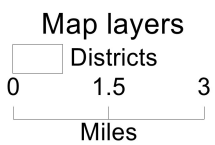
Map layers



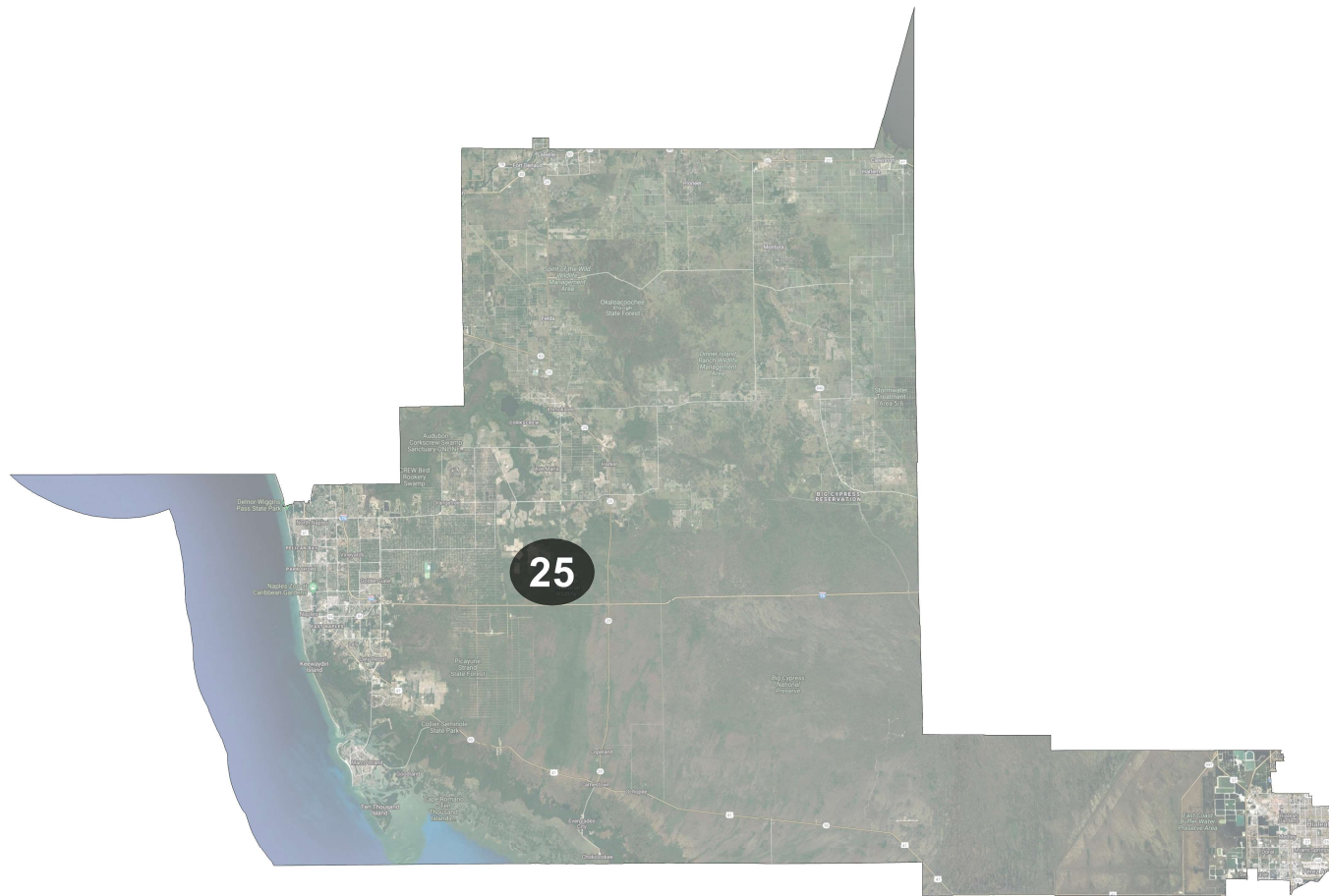
District: 24



Field	Value
District	24
Population	769243
Deviation	22
% Deviation	0%
AP_Blkc	355165
% AP_Blkc	46.17%
% 18+_AP_Blkc	44.82%
% NH Black CVAP 19	49.98%
Hispanic Origin	356614
% Hispanic Origin	46.36%
% H CVAP 19	37.87%
H18+_Pop	286980
% H18+_Pop	47.39%
NH_Whit	60460
% NH_Whit	7.86%
Total CVAP 19	477318.36
18+_Pop	605542
% Total CVAP 19	62.05%
NH White CVAP 19	46327.64
% NH White CVAP 19	9.71%
NH Black CVAP 19	238543.63
H CVAP 19	180769.30
D 20_Pres	240342.33
% D 20_Pres	74.8%
R 20_Pres	80969.46
% R 20_Pres	25.2%
20_Pres	321311.79
% 20_Pres	41.77%

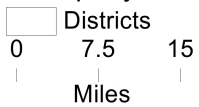


District: 25



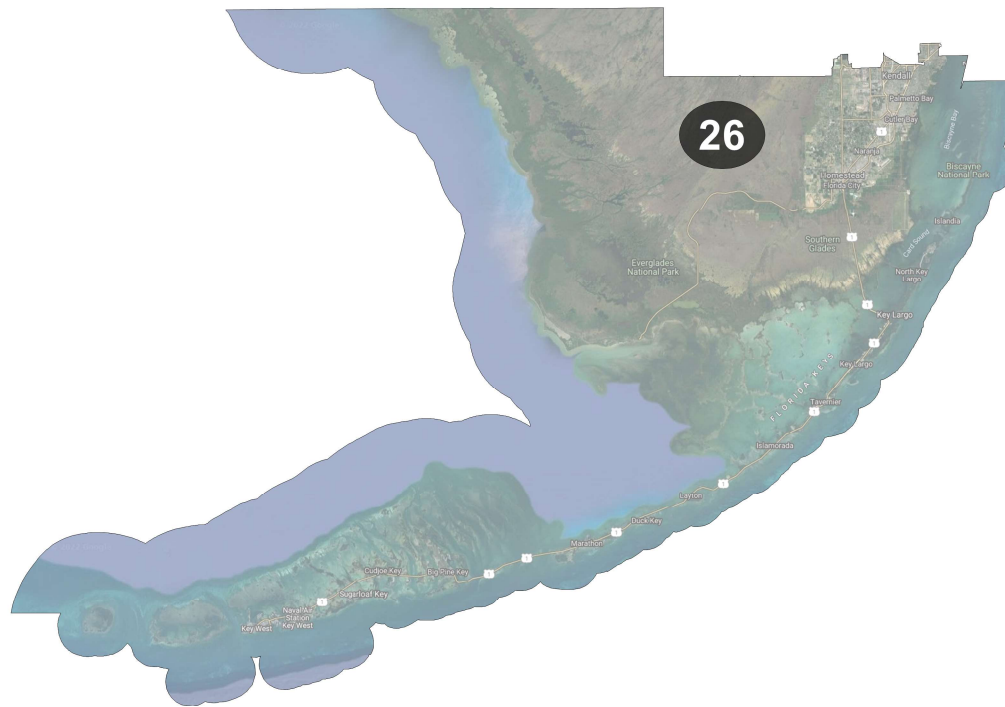
Field	Value
District	25
Population	769222
Deviation	1
% Deviation	0%
AP_Bl	43128
% AP_Bl	5.61%
% 18+_AP_Bl	5.01%
% NH Black CVAP 19	4.24%
Hispanic Origin	450486
% Hispanic Origin	58.56%
% H CVAP 19	47.92%
H18+_Pop	361868
% H18+_Pop	57.38%
NH_Wht	263164
% NH_Wht	34.21%
Total CVAP 19	467484.84
18+_Pop	630603
% Total CVAP 19	60.77%
NH White CVAP 19	215966.46
% NH White CVAP 19	46.2%
NH Black CVAP 19	19840.81
H CVAP 19	224041.82
D 20_Pres	130174.06
% D 20_Pres	37.43%
R 20_Pres	217566.97
% R 20_Pres	62.57%
20_Pres	347741.03
% 20_Pres	45.21%

Map layers



District: 26

Field	Value
District	26
Population	769216
Deviation	-5
% Deviation	-0%
AP_BlK	110331
% AP_BlK	14.34%
% 18+_AP_BlK	13.52%
% NH Black CVAP 19	13.83%
Hispanic Origin	486723
% Hispanic Origin	63.28%
% H CVAP 19	55.63%
H18+_Pop	379441
% H18+_Pop	62.9%
NH_Wht	158519
% NH_Wht	20.61%
Total CVAP 19	459392.43
18+_Pop	603210
% Total CVAP 19	59.72%
NH White CVAP 19	127710.01
% NH White CVAP 19	27.8%
NH Black CVAP 19	63554.74
H CVAP 19	255575.40
D 20_Pres	190525.48
% D 20_Pres	53.02%
R 20_Pres	168847.17
% R 20_Pres	46.98%
20_Pres	359372.66
% 20_Pres	46.72%



Map layers



District: 27

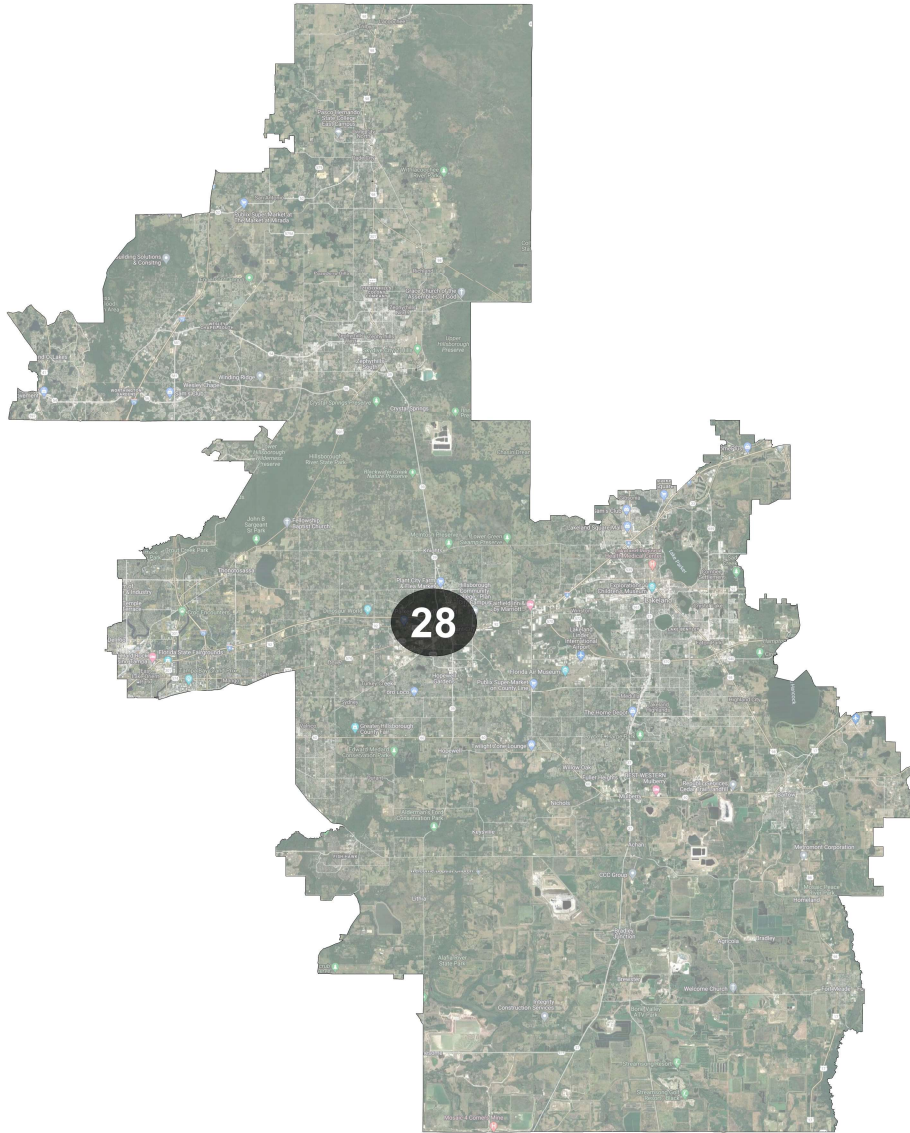


Field	Value
District	27
Population	769223
Deviation	2
% Deviation	0%
AP_Bl	28521
% AP_Bl	3.71%
% 18+_AP_Bl	3.72%
% NH Black CVAP 19	2.29%
Hispanic Origin	644609
% Hispanic Origin	83.8%
% H CVAP 19	84.27%
H18+_Pop	543212
% H18+_Pop	84.73%
NH_Wh	87720
% NH_Wh	11.4%
Total CVAP 19	459175.18
18+_Pop	641090
% Total CVAP 19	59.69%
NH White CVAP 19	54672.51
% NH White CVAP 19	11.91%
NH Black CVAP 19	10515.88
H CVAP 19	386945.79
D 20_Pres	145094.73
% D 20_Pres	43.12%
R 20_Pres	191427.12
% R 20_Pres	56.88%
20_Pres	336521.85
% 20_Pres	43.75%

Map layers



District: 28



Field	Value
District	28
Population	769220
Deviation	-1
% Deviation	-0%
AP_Blkc	120535
% AP_Blkc	15.67%
% 18+_AP_Blkc	14.16%
% NH Black CVAP 19	12.93%
Hispanic Origin	174616
% Hispanic Origin	22.7%
% H CVAP 19	15.48%
H18+_Pop	119467
% H18+_Pop	20.18%
NH_Wht	434590
% NH_Wht	56.5%
Total CVAP 19	536820.92
18+_Pop	591963
% Total CVAP 19	69.79%
NH White CVAP 19	365665.76
% NH White CVAP 19	68.12%
NH Black CVAP 19	69398.94
H CVAP 19	83120.19
D 20_Pres	160351.17
% D 20_Pres	43.17%
R 20_Pres	211073.34
% R 20_Pres	56.83%
20_Pres	371424.51
% 20_Pres	48.29%

