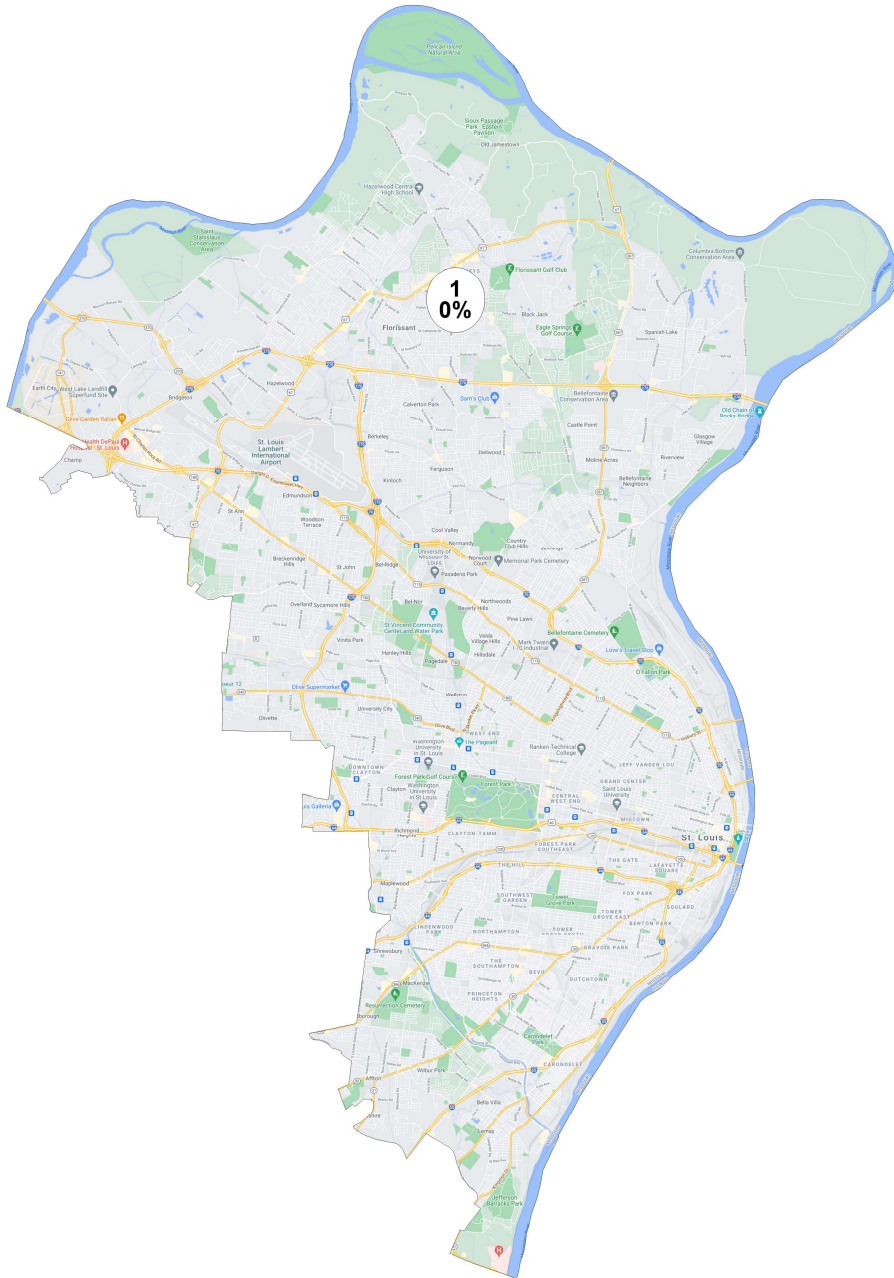
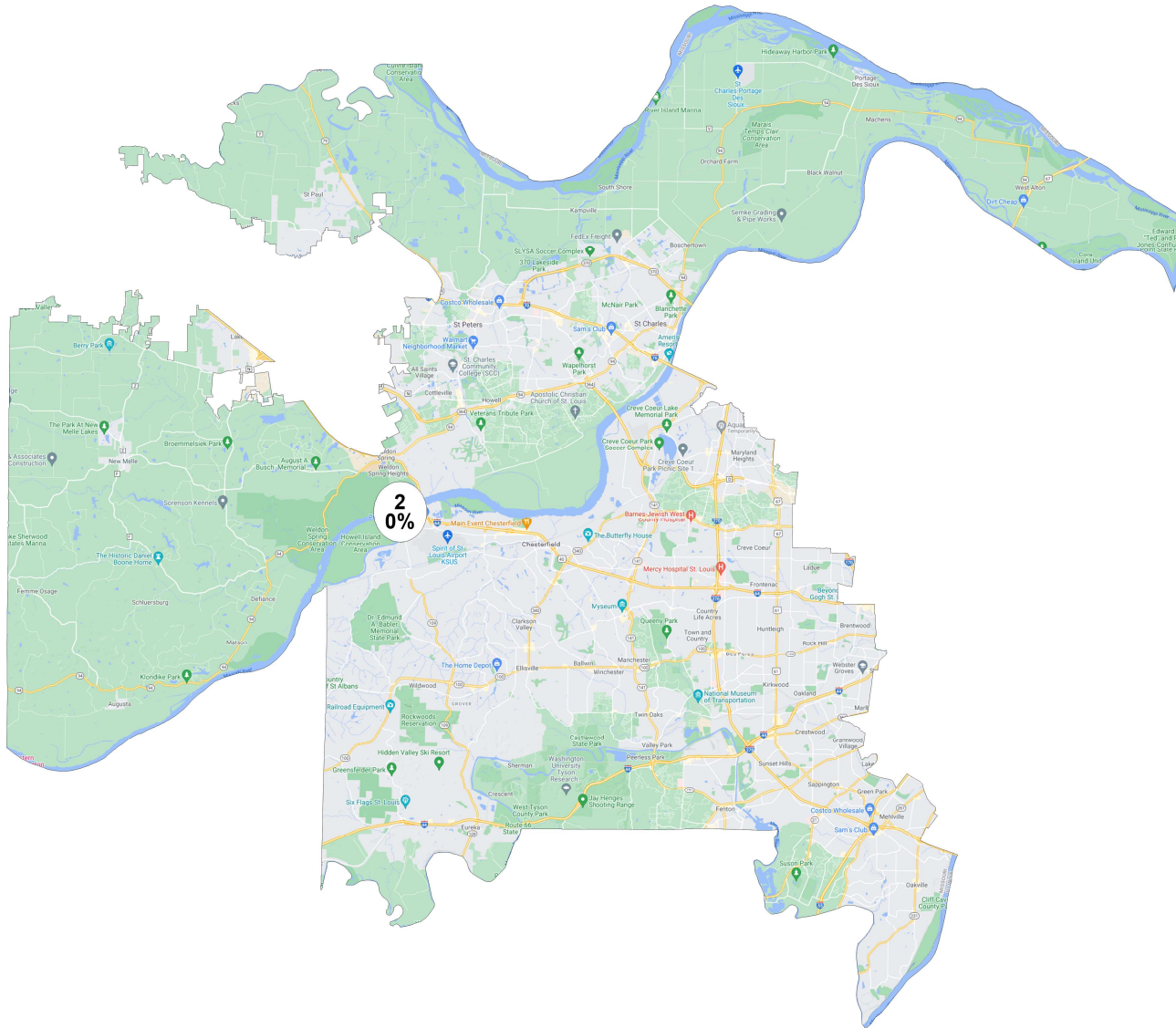


District: 1



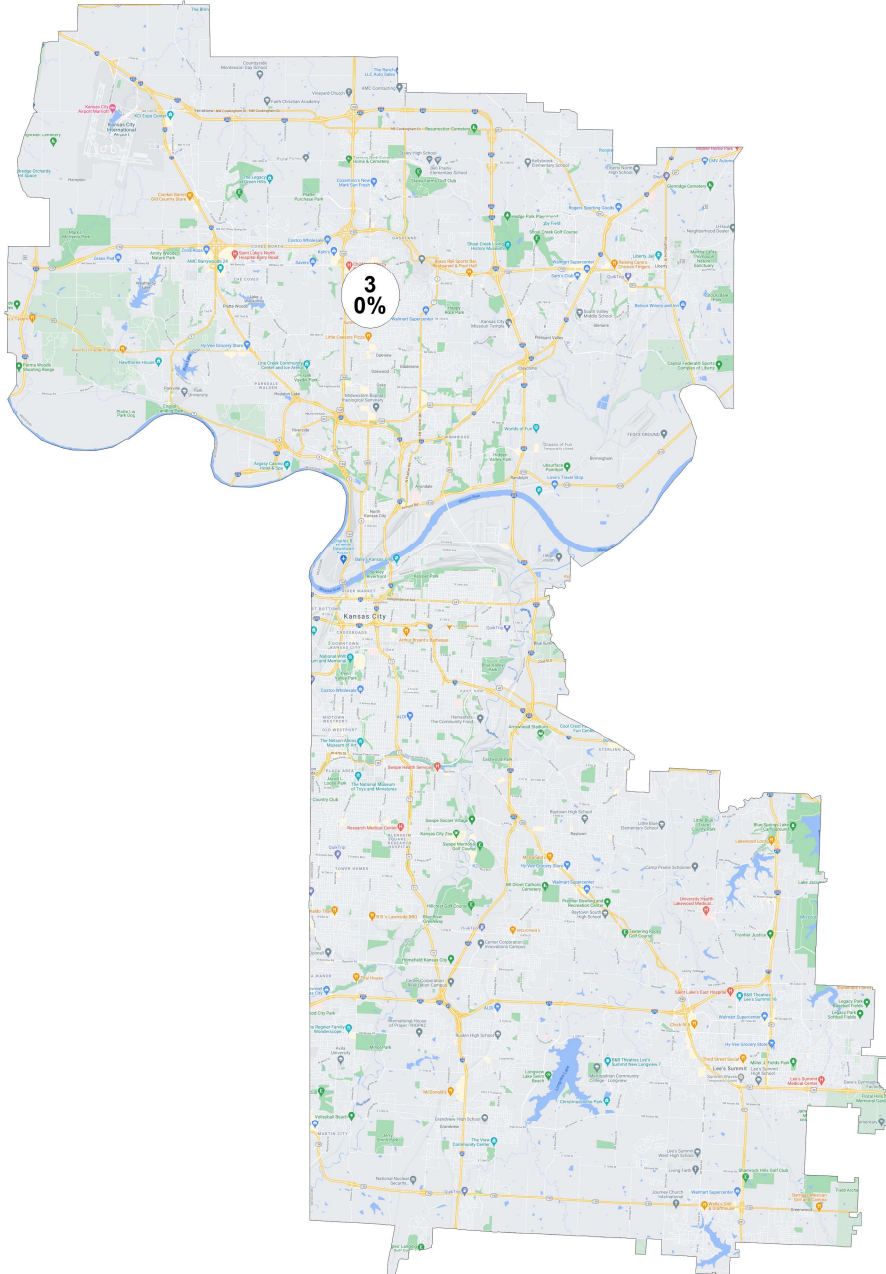
Field	Value
District	1
Population	769364
Deviation	0
% Deviation	0%
ernate Schwartzberg	1.67
Polsby Popper	0.36
Perimeter	93.71
Reock	0.41
NH_Wht	319199
% NH_Wht	41.49%
AP_BlK	371548
% AP_BlK	48.29%
AP_Ind	14398
% AP_Ind	1.87%
AP_Asn	32433
% AP_Asn	4.22%
AP_Hwn	899
% AP_Hwn	0.12%
AP_Oth	34066
% AP_Oth	4.43%
Hispanic Origin	34596
% Hispanic Origin	4.5%
18+_Pop	611007
NH18+_Wht	277520
% NH18+_Wht	45.42%
18+_AP_BlK	273119
% 18+_AP_BlK	44.7%
18+_AP_Ind	11147
% 18+_AP_Ind	1.82%
18+_AP_Asn	26114
% 18+_AP_Asn	4.27%
18+_AP_Hwn	683
% 18+_AP_Hwn	0.11%
18+_AP_Oth	24247
% 18+_AP_Oth	3.97%
H18+_Pop	24067
% H18+_Pop	3.94%

District: 2



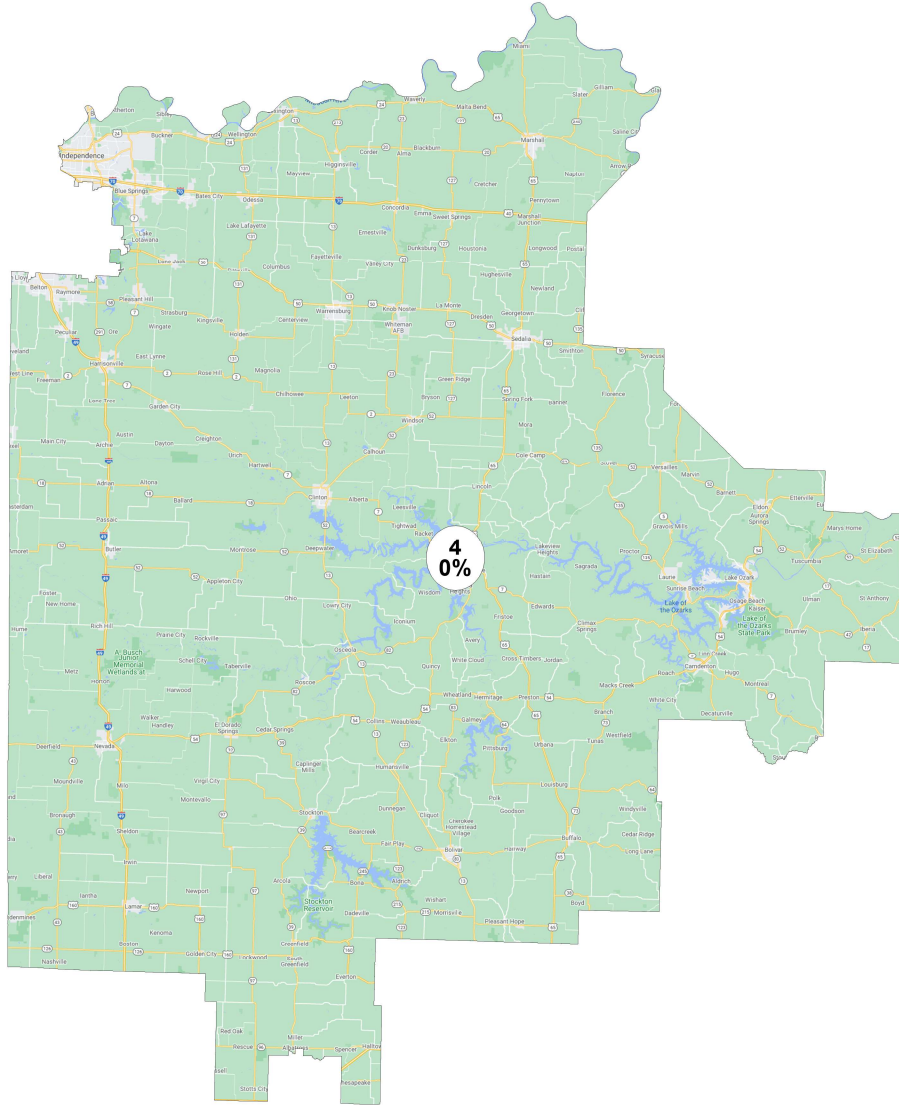
Field	Value
District	2
Population	769365
Deviation	1
% Deviation	0%
ernate Schwartzberg	3.22
Polsby Popper	0.1
Perimeter	328.73
Reock	0.42
NH_Wht	627930
% NH_Wht	81.62%
AP_Blk	45226
% AP_Blk	5.88%
AP_Ind	13992
% AP_Ind	1.82%
AP_Asn	49885
% AP_Asn	6.48%
AP_Hwn	890
% AP_Hwn	0.12%
AP_Oth	29418
% AP_Oth	3.82%
Hispanic Origin	27526
% Hispanic Origin	3.58%
18+_Pop	605184
NH18+_Wht	506337
% NH18+_Wht	83.67%
18+_AP_Blk	31096
% 18+_AP_Blk	5.14%
18+_AP_Ind	10161
% 18+_AP_Ind	1.68%
18+_AP_Asn	35183
% 18+_AP_Asn	5.81%
18+_AP_Hwn	592
% 18+_AP_Hwn	0.1%
18+_AP_Oth	20258
% 18+_AP_Oth	3.35%

District: 3



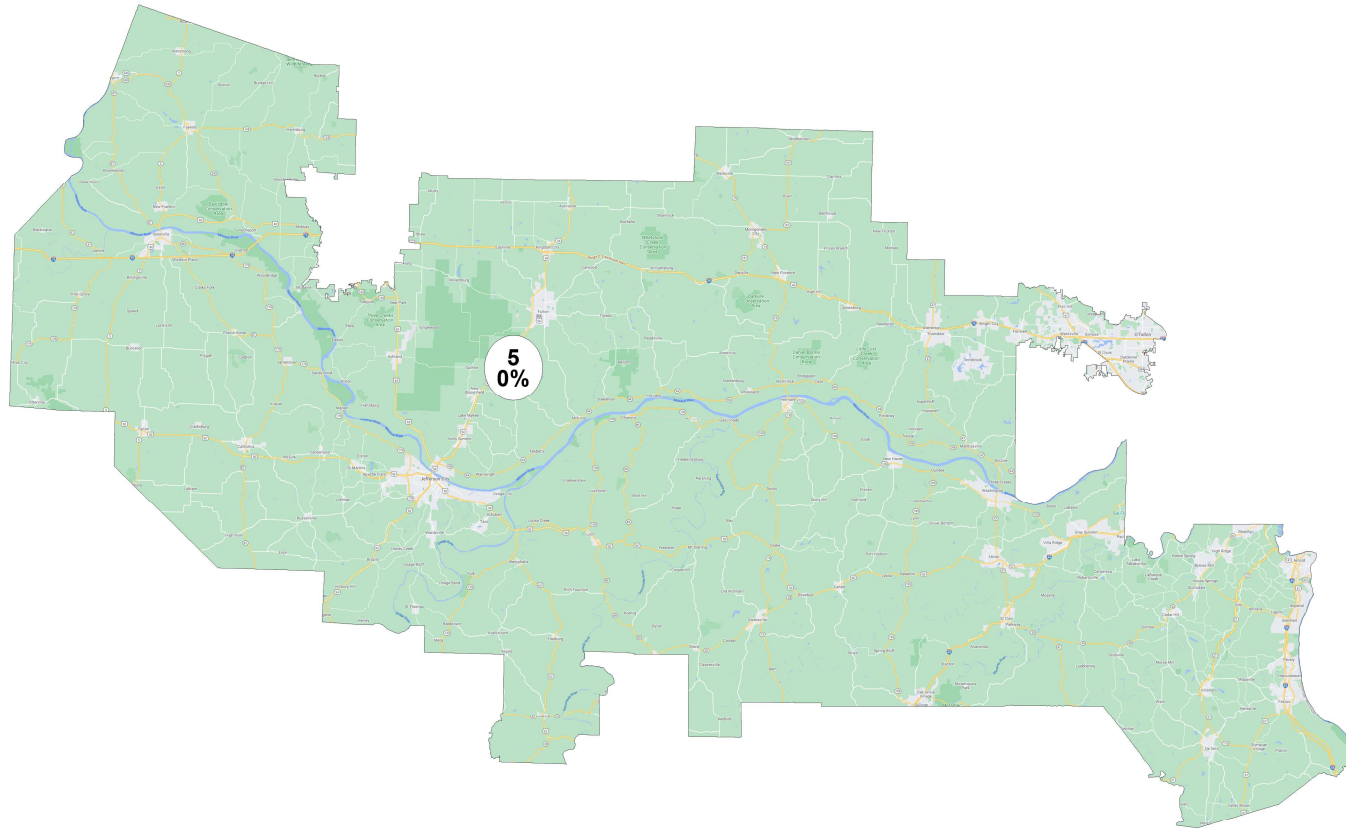
Field	Value
District	3
Population	769364
Deviation	0
% Deviation	0%
ernate Schwartzberg	1.95
Polsby Popper	0.26
Perimeter	154.54
Reock	0.36
NH_Wht	453374
% NH_Wht	58.93%
AP_BlK	188004
% AP_BlK	24.44%
AP_Ind	23220
% AP_Ind	3.02%
AP_Asn	28507
% AP_Asn	3.71%
AP_Hwn	3821
% AP_Hwn	0.5%
AP_Oth	65684
% AP_Oth	8.54%
Hispanic Origin	79446
% Hispanic Origin	10.33%
18+_Pop	593108
NH18+_Wht	370623
% NH18+_Wht	62.49%
18+_AP_BlK	132881
% 18+_AP_BlK	22.4%
18+_AP_Ind	17190
% 18+_AP_Ind	2.9%
18+_AP_Asn	20609
% 18+_AP_Asn	3.47%
18+_AP_Hwn	2280
% 18+_AP_Hwn	0.38%
18+_AP_Oth	44826
% 18+_AP_Oth	7.56%
H18+_Pop	52473
% H18+_Pop	8.85%

District: 4



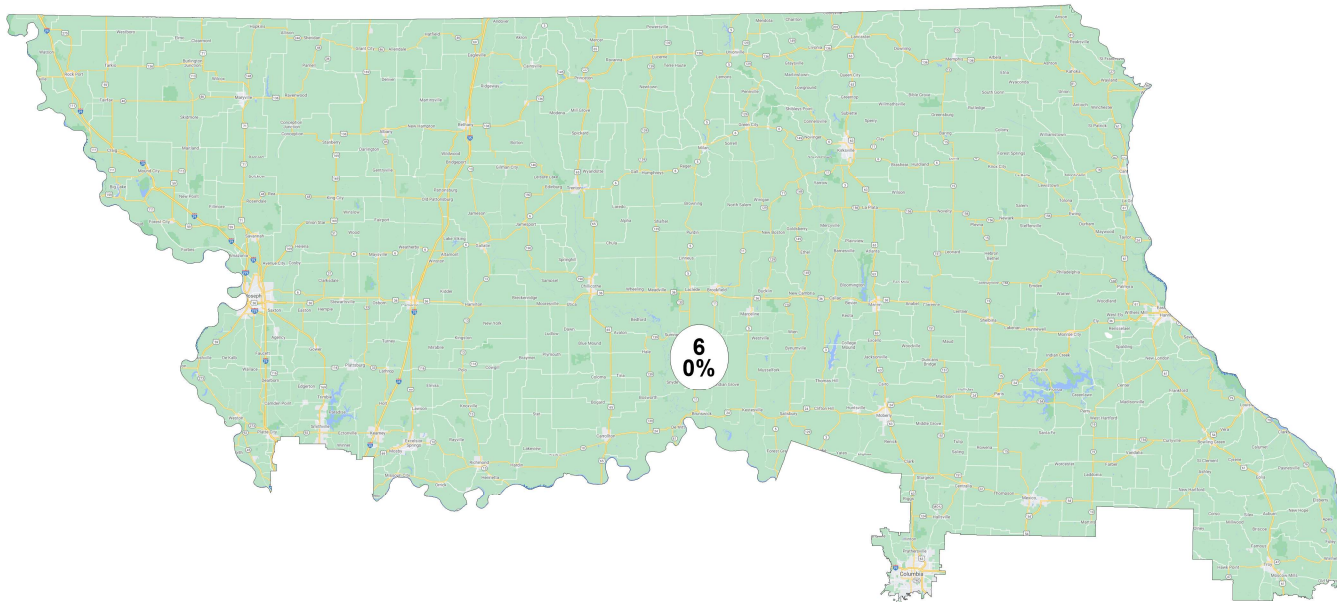
Field	Value
District	4
Population	769364
Deviation	0
% Deviation	0%
ernate Schwartzberg	1.7
Polsby Popper	0.34
Perimeter	695.17
Reock	0.6
NH_Wht	641047
% NH_Wht	83.32%
AP_BlK	40012
% AP_BlK	5.2%
AP_Ind	27819
% AP_Ind	3.62%
AP_Asn	10674
% AP_Asn	1.39%
AP_Hwn	3670
% AP_Hwn	0.48%
AP_Oth	39350
% AP_Oth	5.11%
Hispanic Origin	43966
% Hispanic Origin	5.71%
18+_Pop	590794
NH18+_Wht	505524
% NH18+_Wht	85.57%
18+_AP_BlK	24768
% 18+_AP_BlK	4.19%
18+_AP_Ind	20352
% 18+_AP_Ind	3.44%
18+_AP_Asn	7210
% 18+_AP_Asn	1.22%
18+_AP_Hwn	2353
% 18+_AP_Hwn	0.4%
18+_AP_Oth	26485
% 18+_AP_Oth	4.48%
H18+_Pop	27367
% H18+_Pop	4.63%

District: 5



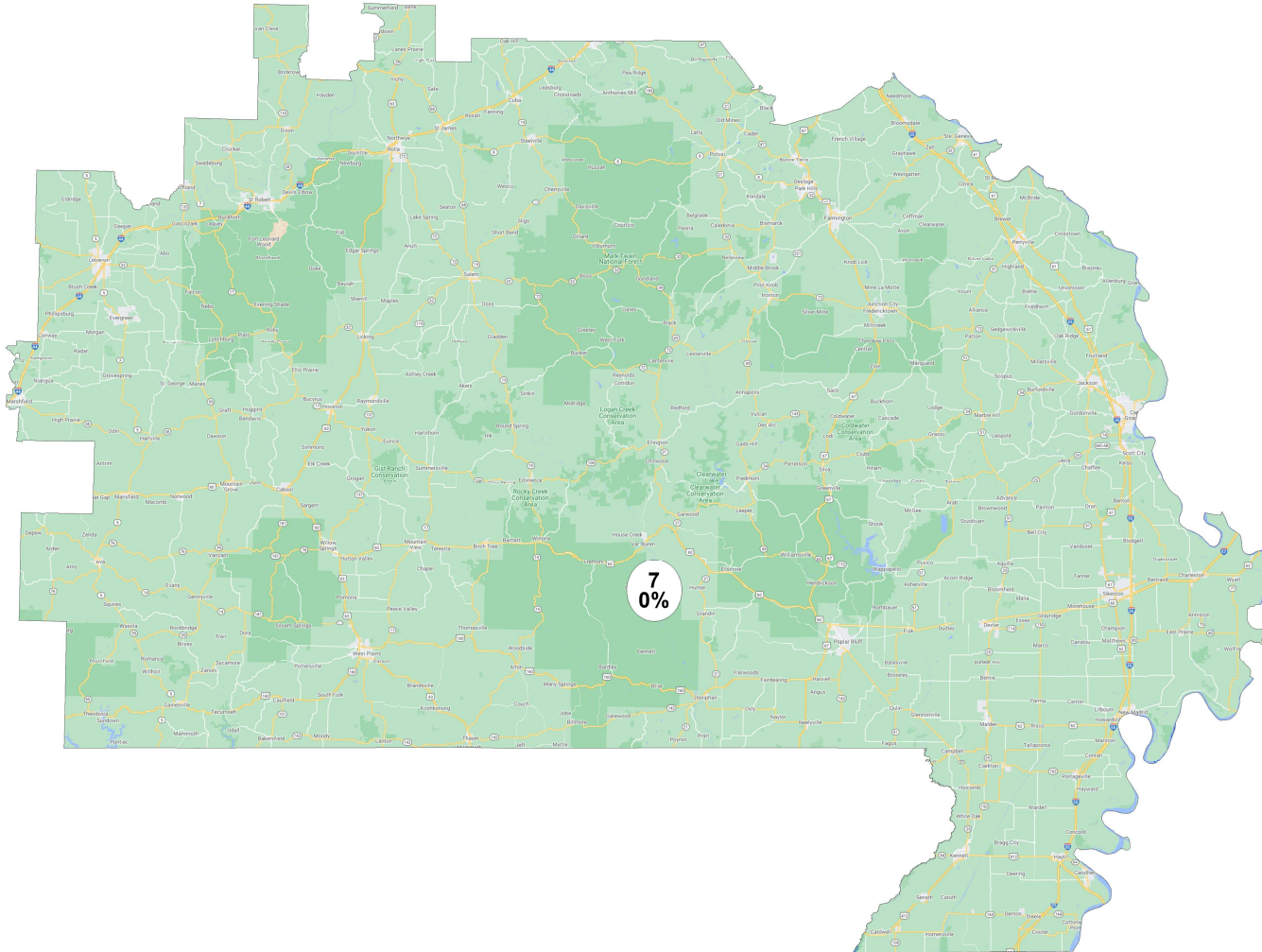
Field	Value
District	5
Population	769364
Deviation	0
% Deviation	0%
ernate Schwartzberg	2.45
Polsby Popper	0.17
Perimeter	727.74
Reock	0.34
NH_Wht	670220
% NH_Wht	87.11%
AP_BlK	34309
% AP_BlK	4.46%
AP_Ind	21941
% AP_Ind	2.85%
AP_Asn	14162
% AP_Asn	1.84%
AP_Hwn	1121
% AP_Hwn	0.15%
AP_Oth	24718
% AP_Oth	3.21%
Hispanic Origin	21846
% Hispanic Origin	2.84%
18+_Pop	587503
NH18+_Wht	521177
% NH18+_Wht	88.71%
18+_AP_BlK	21647
% 18+_AP_BlK	3.68%
18+_AP_Ind	16037
% 18+_AP_Ind	2.73%
18+_AP_Asn	9418
% 18+_AP_Asn	1.6%
18+_AP_Hwn	726
% 18+_AP_Hwn	0.12%
18+_AP_Oth	16599
% 18+_AP_Oth	2.83%

District: 6



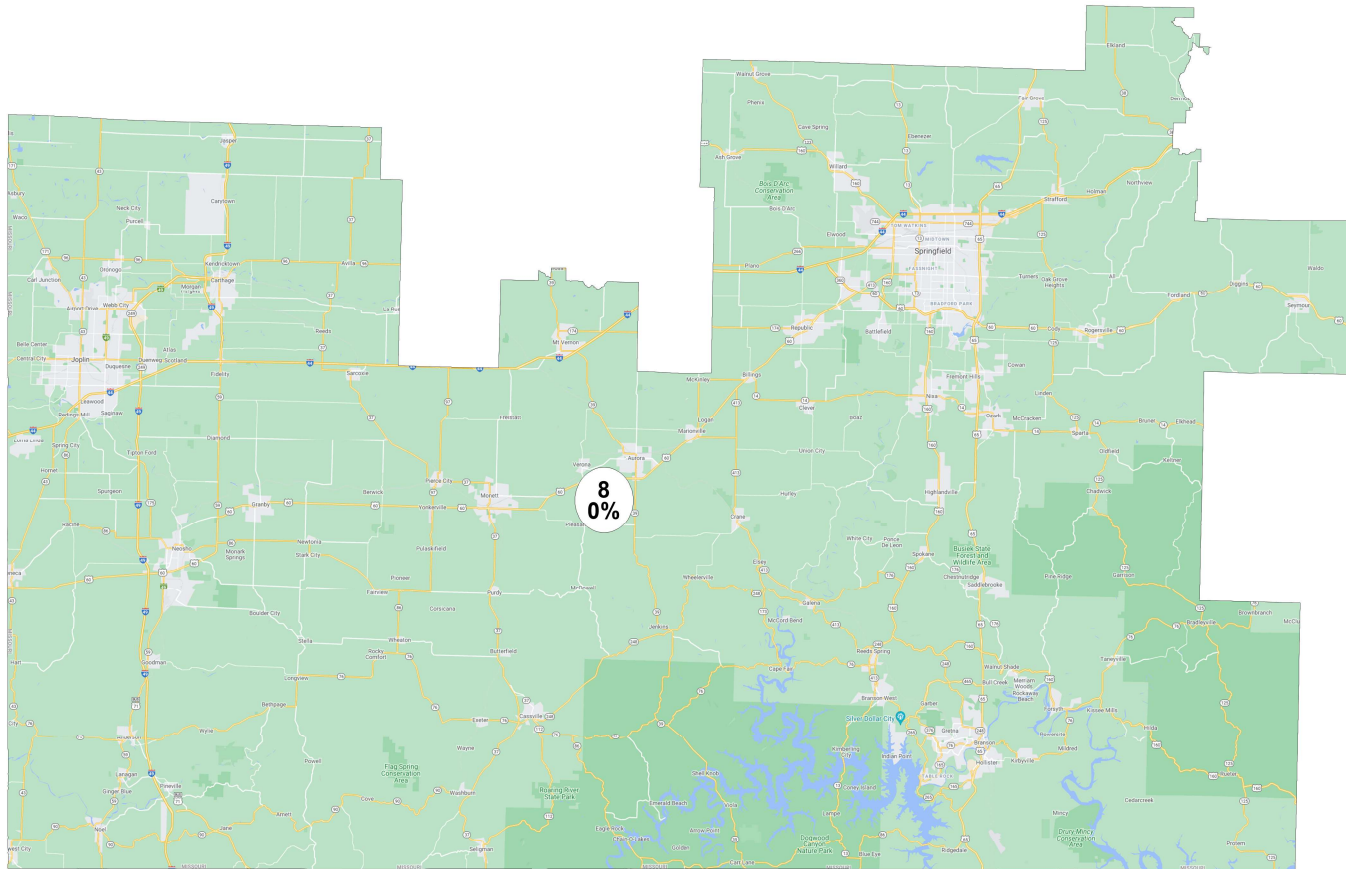
Field	Value
District	6
Population	769364
Deviation	0
% Deviation	0%
ernate Schwartzberg	1.96
Polsby Popper	0.26
Perimeter	993.65
Reock	0.3
NH_Wht	657191
% NH_Wht	85.42%
AP_BlK	45137
% AP_BlK	5.87%
AP_Ind	20156
% AP_Ind	2.62%
AP_Asn	16375
% AP_Asn	2.13%
AP_Hwn	1765
% AP_Hwn	0.23%
AP_Oth	25069
% AP_Oth	3.26%
Hispanic Origin	26197
% Hispanic Origin	3.41%
18+_Pop	596466
NH18+_Wht	518385
% NH18+_Wht	86.91%
18+_AP_BlK	30059
% 18+_AP_BlK	5.04%
18+_AP_Ind	15111
% 18+_AP_Ind	2.53%
18+_AP_Asn	11823
% 18+_AP_Asn	1.98%
18+_AP_Hwn	1077
% 18+_AP_Hwn	0.18%
18+_AP_Oth	17347
% 18+_AP_Oth	2.91%

District: 7



Field	Value
District	7
Population	769364
Deviation	0
% Deviation	0%
ernate Schwartzberg	1.81
Polsby Popper	0.31
Perimeter	941.11
Reock	0.56
NH_Wht	657911
% NH_Wht	85.51%
AP_BlK	48741
% AP_BlK	6.34%
AP_Ind	24721
% AP_Ind	3.21%
AP_Asn	10720
% AP_Asn	1.39%
AP_Hwn	1549
% AP_Hwn	0.2%
AP_Oth	21149
% AP_Oth	2.75%
Hispanic Origin	22557
% Hispanic Origin	2.93%
18+_Pop	596420
NH18+_Wht	517996
% NH18+_Wht	86.85%
18+_AP_BlK	32960
% 18+_AP_BlK	5.53%
18+_AP_Ind	18620
% 18+_AP_Ind	3.12%
18+_AP_Asn	7765
% 18+_AP_Asn	1.3%
18+_AP_Hwn	960
% 18+_AP_Hwn	0.16%
18+_AP_Oth	14577
% 18+_AP_Oth	2.44%

District: 8



Field	Value
District	8
Population	769364
Deviation	0
% Deviation	0%
ernate Schwartzberg	1.64
Polsby Popper	0.37
Perimeter	440.41
Reock	0.51
NH_Wht	637035
% NH_Wht	82.8%
AP_BlK	25646
% AP_BlK	3.33%
AP_Ind	37188
% AP_Ind	4.83%
AP_Asn	16580
% AP_Asn	2.16%
AP_Hwn	4155
% AP_Hwn	0.54%
AP_Oth	41570
% AP_Oth	5.4%
Hispanic Origin	46934
% Hispanic Origin	6.1%
18+_Pop	595130
NH18+_Wht	506080
% NH18+_Wht	85.04%
18+_AP_BlK	15677
% 18+_AP_BlK	2.63%
18+_AP_Ind	27133
% 18+_AP_Ind	4.56%
18+_AP_Asn	11383
% 18+_AP_Asn	1.91%
18+_AP_Hwn	2655
% 18+_AP_Hwn	0.45%
18+_AP_Oth	27658
% 18+_AP_Oth	4.65%