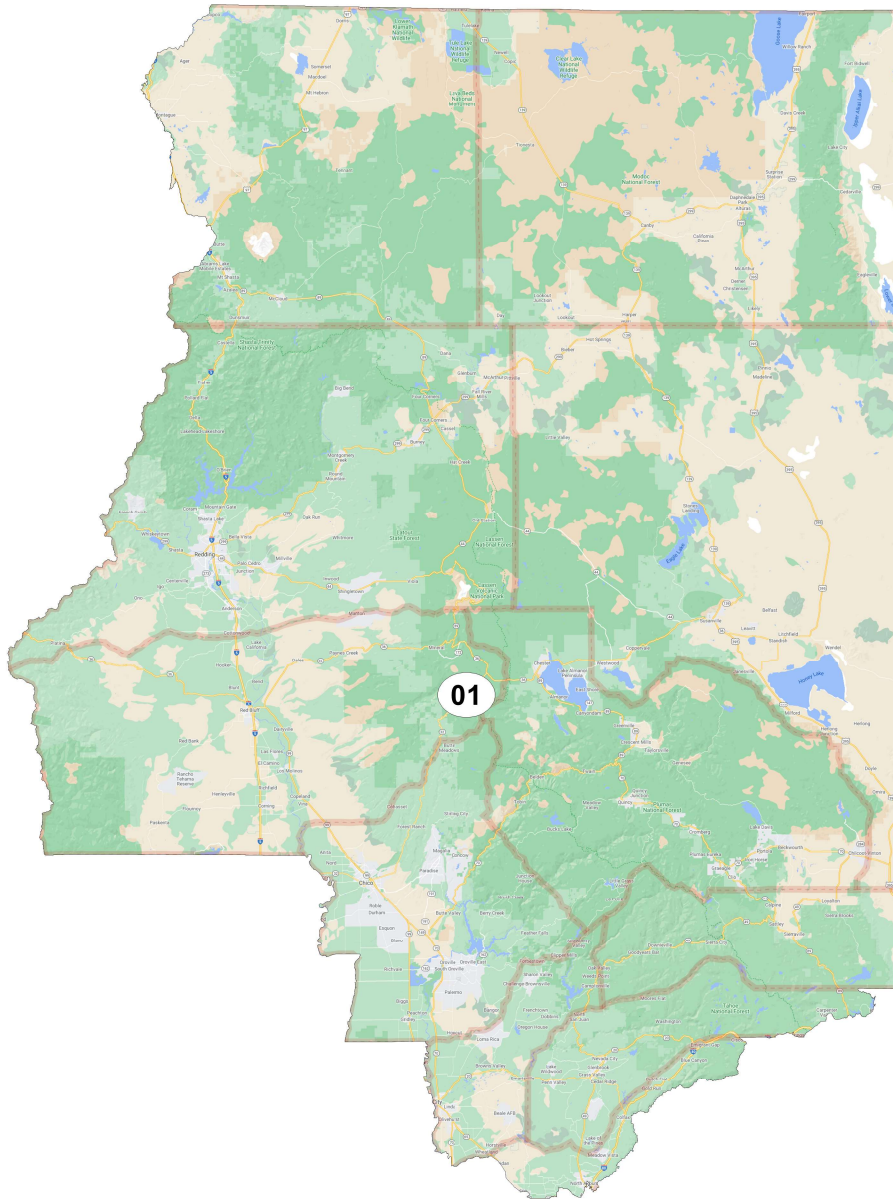
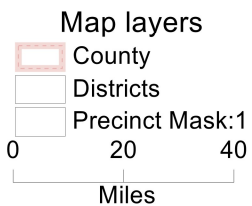


# District: 01

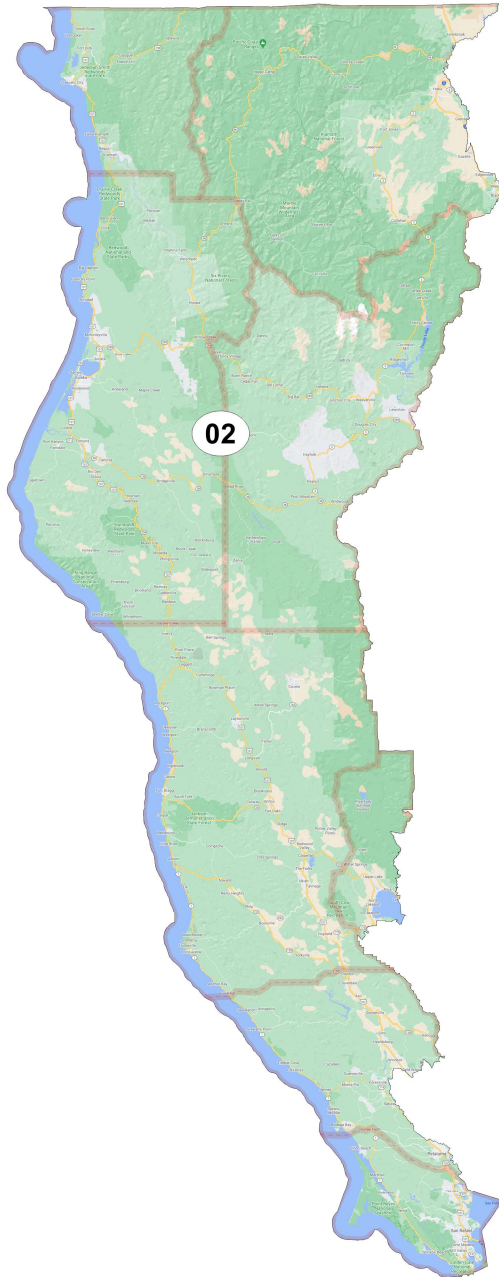


Field	Value
District	01
Population	760351
Deviation	1
% Deviation	0%
% D 16_Pres	39.5%
% R 16_Pres	60.5%
% NH CVAP 19	88.8%
% NH White CVAP 19	79.9%
% NH Black CVAP 19	2.1%
% NH Asian CVAP 19	3.2%
% H CVAP 19	11.2%
ernate Schwartzberg	1.49
Polsby Popper	0.45
Perimeter	850.09
Reock	0.61
NH_Wht	528173
% NH_Wht	69.46%
AP_BlK	21607
% AP_BlK	2.84%
% AP_Ind	6.24%
AP_Asn	37812
% AP_Asn	4.97%
AP_Oth	99193
% AP_Oth	13.05%
Hispanic Origin	128859
% Hispanic Origin	16.95%
18+_Pop	602603
NH18+_Wht	438987
% NH18+_Wht	72.85%
18+_AP_BlK	14266
% 18+_AP_BlK	2.37%
18+_AP_Ind	33790
% 18+_AP_Ind	5.61%
18+_AP_Asn	26605
% 18+_AP_Asn	4.42%
18+_AP_Hwn	3699
% 18+_AP_Hwn	0.61%
18+_AP_Oth	71567
% 18+_AP_Oth	11.88%
H18+_Pop	87961

©2021 CALIPER

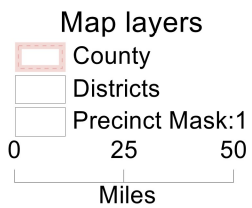


# District: 02



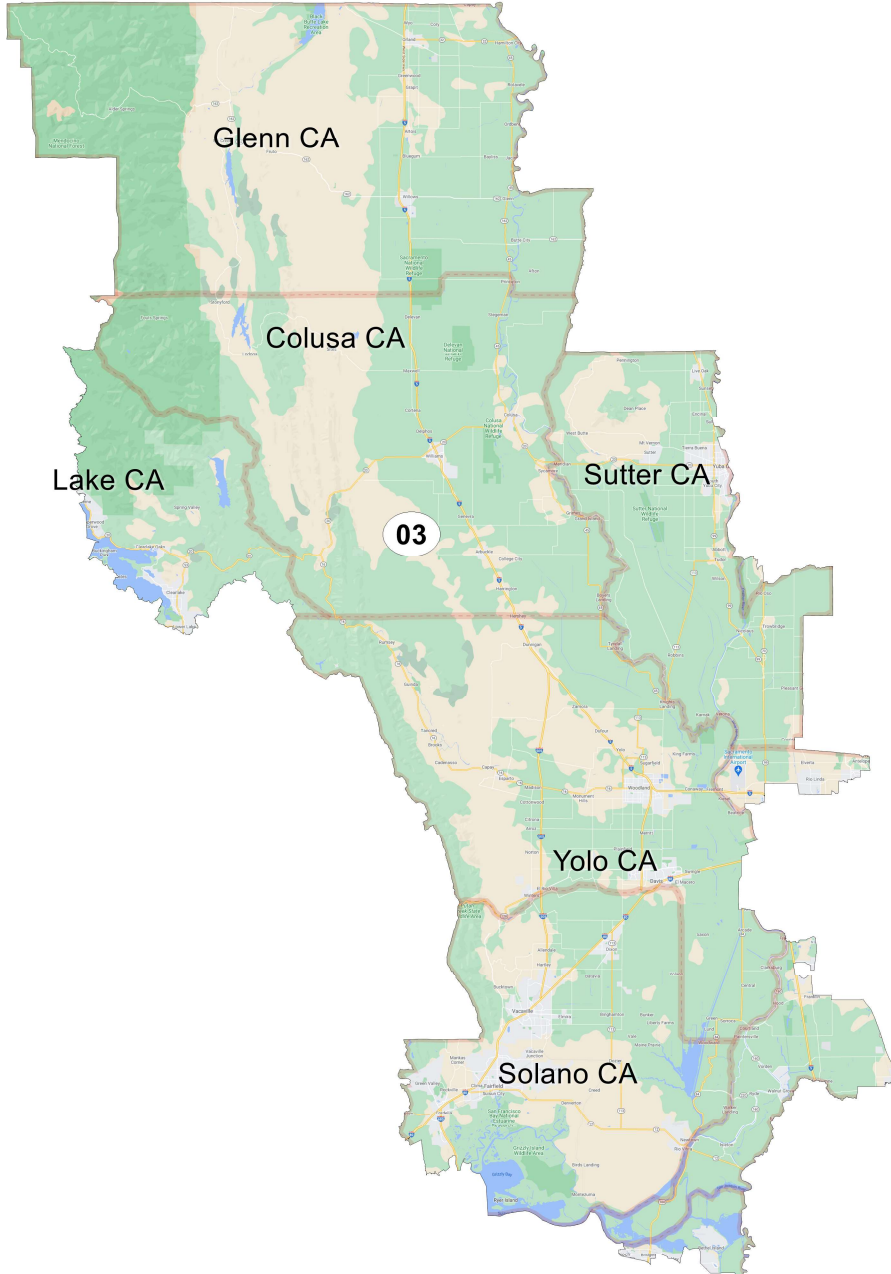
Field	Value
District	02
Population	760342
Deviation	-8
% Deviation	-0%
% D 16_Pres	73.1%
% R 16_Pres	26.9%
% NH CVAP 19	89.5%
% NH White CVAP 19	79.2%
% NH Black CVAP 19	2.0%
% NH Asian CVAP 19	4.2%
% H CVAP 19	10.5%
ernate Schwartzberg	2.07
Polsby Popper	0.23
Perimeter	993.26
Reock	0.25
NH_Wht	501731
% NH_Wht	65.99%
AP_BlK	20566
% AP_BlK	2.7%
% AP_Ind	6.51%
AP_Asn	47169
% AP_Asn	6.2%
AP_Oth	124200
% AP_Oth	16.33%
Hispanic Origin	146734
% Hispanic Origin	19.3%
18+_Pop	610732
NH18+_Wht	424842
% NH18+_Wht	69.56%
18+_AP_BlK	15031
% 18+_AP_BlK	2.46%
18+_AP_Ind	34761
% 18+_AP_Ind	5.69%
18+_AP_Asn	34446
% 18+_AP_Asn	5.64%
18+_AP_Hwn	3485
% 18+_AP_Hwn	0.57%
18+_AP_Oth	89452
% 18+_AP_Oth	14.65%
H18+_Pop	102466

©2021 CALIPER



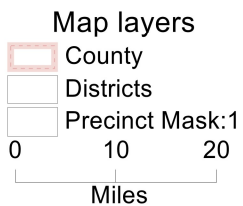


# District: 03



Field	Value
District	03
Population	760347
Deviation	-3
% Deviation	-0%
% D 16_Pres	58.5%
% R 16_Pres	41.5%
% NH CVAP 19	78.2%
% NH White CVAP 19	54.7%
% NH Black CVAP 19	8.1%
% NH Asian CVAP 19	12.5%
% H CVAP 19	21.8%
ernate Schwartzberg	2.22
Polsby Popper	0.2
Perimeter	588.73
Reock	0.34
NH_Wht	318535
% NH_Wht	41.89%
AP_BlK	68452
% AP_BlK	9%
% AP_Ind	4.36%
AP_Asn	120180
% AP_Asn	15.81%
AP_Oth	188564
% AP_Oth	24.8%
Hispanic Origin	239823
% Hispanic Origin	31.54%
18+_Pop	585747
NH18+_Wht	265779
% NH18+_Wht	45.37%
18+_AP_BlK	49438
% 18+_AP_BlK	8.44%
18+_AP_Ind	23909
% 18+_AP_Ind	4.08%
18+_AP_Asn	91423
% 18+_AP_Asn	15.61%
18+_AP_Hwn	7141
% 18+_AP_Hwn	1.22%
18+_AP_Oth	133445
% 18+_AP_Oth	22.78%
H18+_Pop	163956

©2021 CALIPER

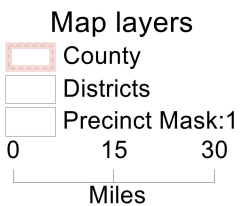


# District: 04

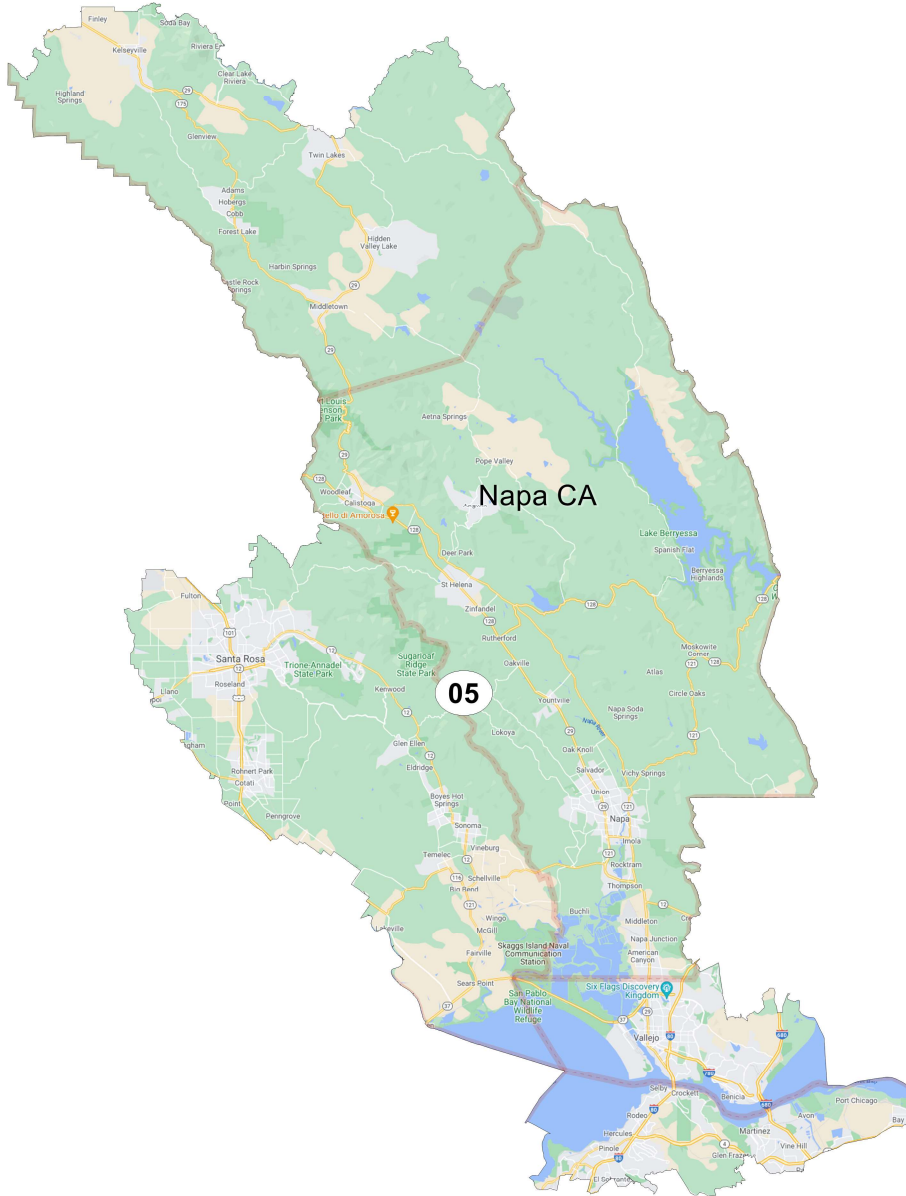


Field	Value
District	04
Population	760351
Deviation	1
% Deviation	0%
% D 16_Pres	42.6%
% R 16_Pres	57.4%
% NH CVAP 19	89.3%
% NH White CVAP 19	79.9%
% NH Black CVAP 19	1.8%
% NH Asian CVAP 19	5.2%
% H CVAP 19	10.7%
ernate Schwartzberg	1.76
Polsby Popper	0.32
Perimeter	640.98
Reock	0.43
NH_Wht	532359
% NH_Wht	70.01%
AP_BlK	19608
% AP_BlK	2.58%
% AP_Ind	4.13%
AP_Asn	68011
% AP_Asn	8.94%
AP_Oth	85583
% AP_Oth	11.26%
Hispanic Origin	110275
% Hispanic Origin	14.5%
18+_Pop	600224
NH18+_Wht	439206
% NH18+_Wht	73.17%
18+_AP_BlK	13583
% 18+_AP_BlK	2.26%
18+_AP_Ind	22783
% 18+_AP_Ind	3.8%
18+_AP_Asn	47471
% 18+_AP_Asn	7.91%
18+_AP_Hwn	4007
% 18+_AP_Hwn	0.67%
18+_AP_Oth	61531
% 18+_AP_Oth	10.25%
H18+_Pop	75079

©2021 CALIPER

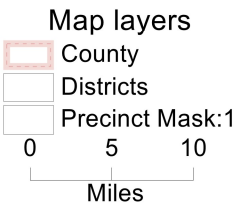


# District: 05



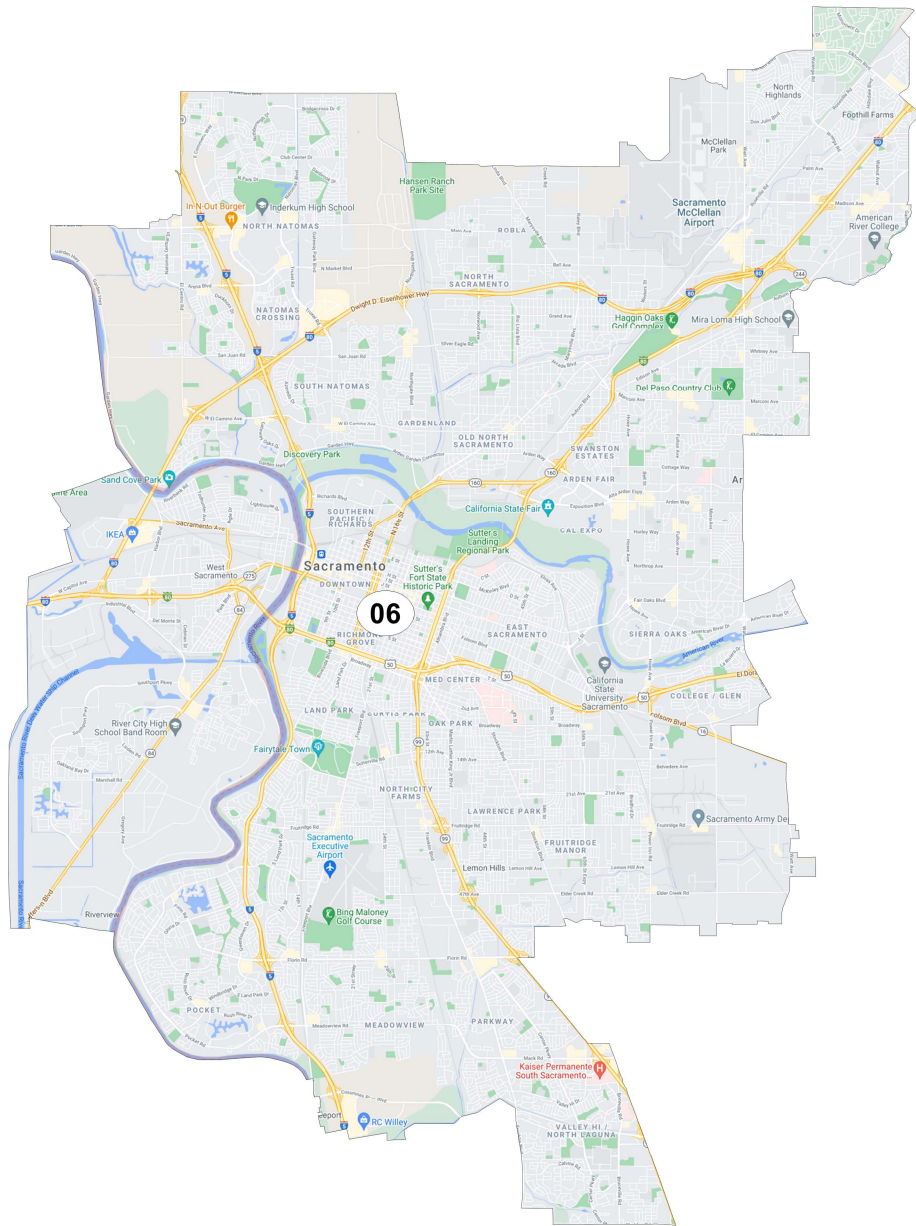
©2021 CALIPER

Field	Value
District	05
Population	760341
Deviation	-9
% Deviation	-0%
% D 16_Pres	74.5%
% R 16_Pres	25.5%
% NH CVAP 19	81.2%
% NH White CVAP 19	58.8%
% NH Black CVAP 19	7.7%
% NH Asian CVAP 19	12.1%
% H CVAP 19	18.7%
ernate Schwartzberg	2.34
Polsby Popper	0.18
Perimeter	356.28
Reock	0.32
NH_Wht	334515
% NH_Wht	44%
AP_BlK	65007
% AP_BlK	8.55%
% AP_Ind	4.04%
AP_Asn	113885
% AP_Asn	14.98%
AP_Oth	193744
% AP_Oth	25.48%
Hispanic Origin	231883
% Hispanic Origin	30.5%
18+_Pop	607660
NH18+_Wht	291525
% NH18+_Wht	47.98%
18+_AP_BlK	48494
% 18+_AP_BlK	7.98%
18+_AP_Ind	22833
% 18+_AP_Ind	3.76%
18+_AP_Asn	89556
% 18+_AP_Asn	14.74%
18+_AP_Hwn	6461
% 18+_AP_Hwn	1.06%
18+_AP_Oth	138643
% 18+_AP_Oth	22.82%
H18+_Pop	162165



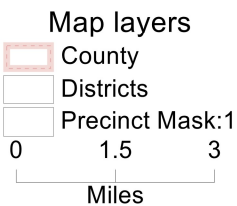


# District: 06

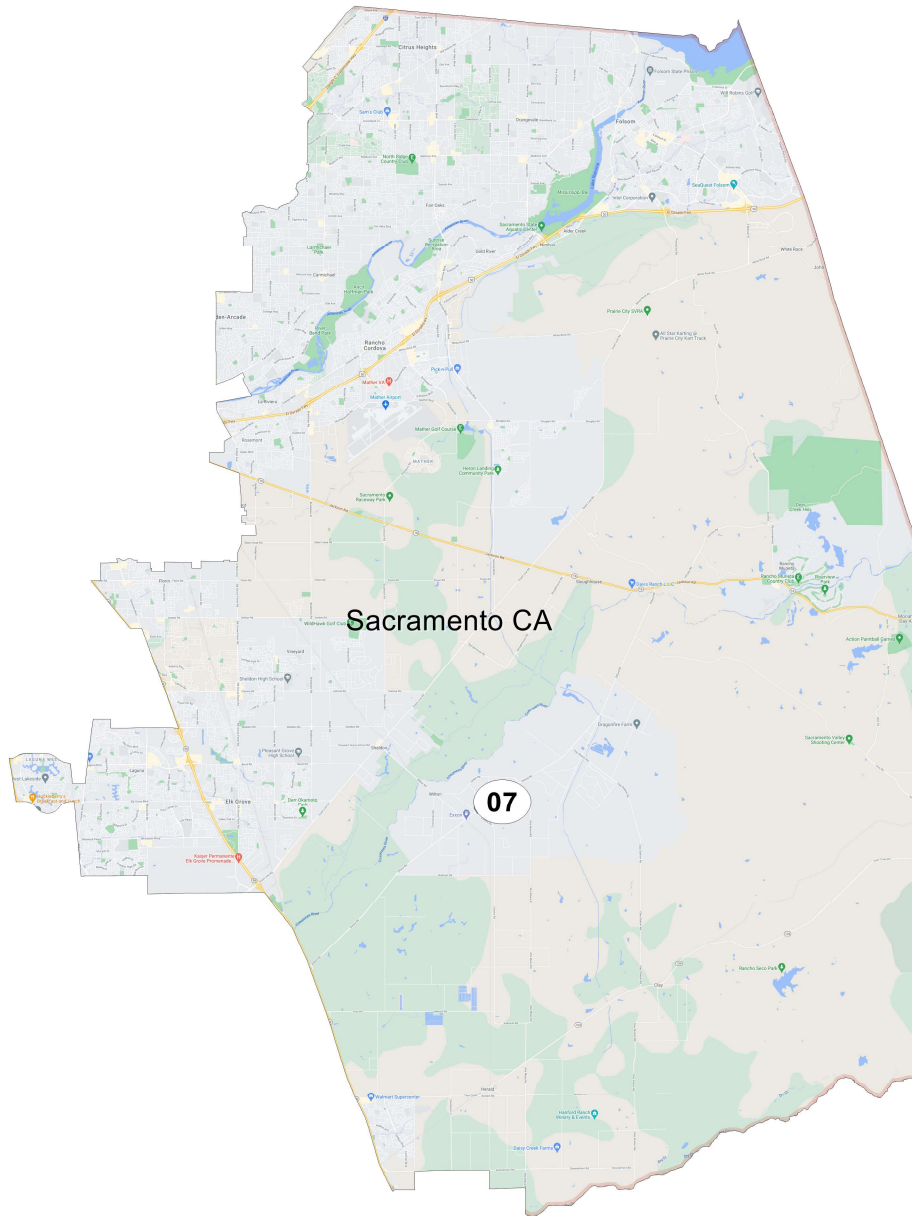


Field	Value
District	06
Population	760343
Deviation	-7
% Deviation	-0%
% D 16_Pres	74.9%
% R 16_Pres	25.1%
% NH CVAP 19	78.2%
% NH White CVAP 19	43.7%
% NH Black CVAP 19	14.8%
% NH Asian CVAP 19	16.2%
% H CVAP 19	21.8%
ernate Schwartzberg	1.77
Polsby Popper	0.32
Perimeter	78.89
Reock	0.51
NH_Wht	252371
% NH_Wht	33.19%
AP_BlK	118244
% AP_BlK	15.55%
% AP_Ind	4.06%
AP_Asn	159627
% AP_Asn	20.99%
AP_Oth	173198
% AP_Oth	22.78%
Hispanic Origin	219991
% Hispanic Origin	28.93%
18+_Pop	583253
NH18+_Wht	216603
% NH18+_Wht	37.14%
18+_AP_BlK	83175
% 18+_AP_BlK	14.26%
18+_AP_Ind	22576
% 18+_AP_Ind	3.87%
18+_AP_Asn	116761
% 18+_AP_Asn	20.02%
18+_AP_Hwn	12860
% 18+_AP_Hwn	2.2%
18+_AP_Oth	123322
% 18+_AP_Oth	21.14%
H18+_Pop	152593

©2021 CALIPER

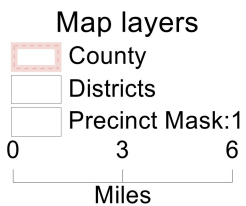


# District: 07

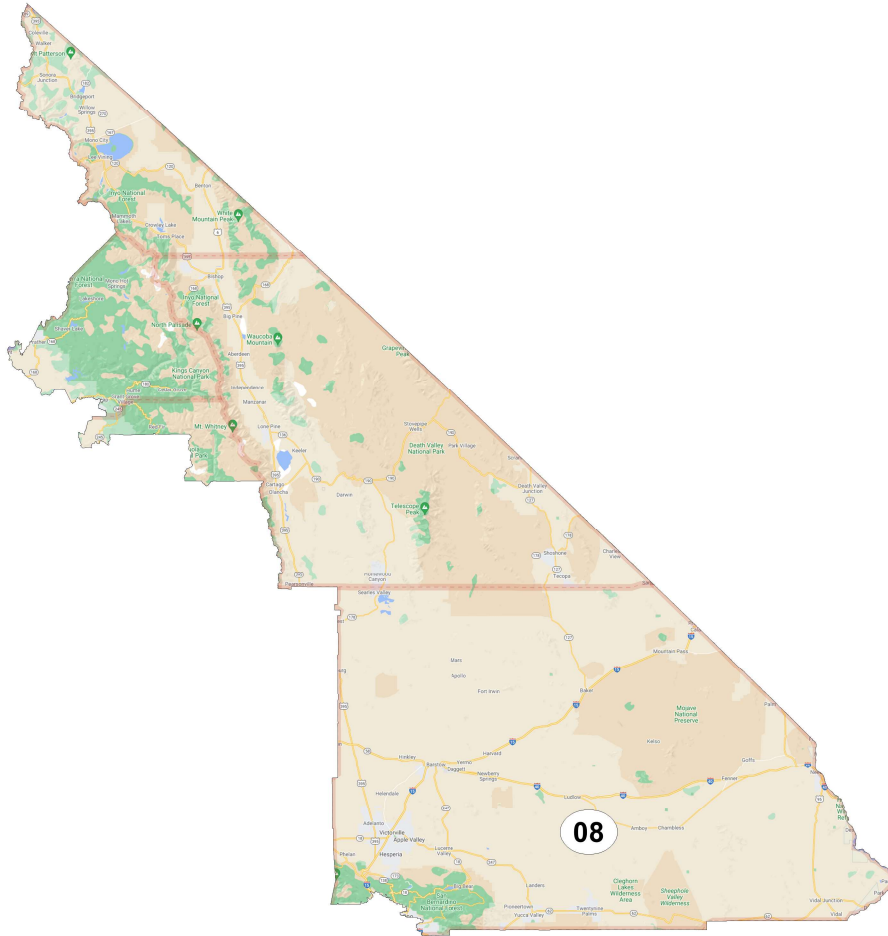


Field	Value
District	07
Population	760352
Deviation	2
% Deviation	0%
% D 16_Pres	55.4%
% R 16_Pres	44.6%
% NH CVAP 19	85.6%
% NH White CVAP 19	59.1%
% NH Black CVAP 19	8.2%
% NH Asian CVAP 19	15.1%
% H CVAP 19	14.4%
ernate Schwartzberg	1.45
Polsby Popper	0.48
Perimeter	120.34
Reock	0.61
NH_Wht	363366
% NH_Wht	47.79%
AP_BlK	72336
% AP_BlK	9.51%
% AP_Ind	3.43%
AP_Asn	167935
% AP_Asn	22.09%
AP_Oth	109403
% AP_Oth	14.39%
Hispanic Origin	141448
% Hispanic Origin	18.6%
18+_Pop	586494
NH18+_Wht	301119
% NH18+_Wht	51.34%
18+_AP_BlK	50465
% 18+_AP_BlK	8.6%
18+_AP_Ind	18965
% 18+_AP_Ind	3.23%
18+_AP_Asn	121222
% 18+_AP_Asn	20.67%
18+_AP_Hwn	9185
% 18+_AP_Hwn	1.57%
18+_AP_Oth	78596
% 18+_AP_Oth	13.4%
H18+_Pop	96556

©2021 CALIPER

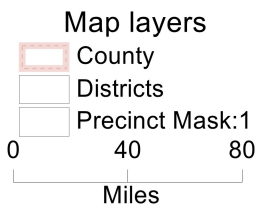


# District: 08



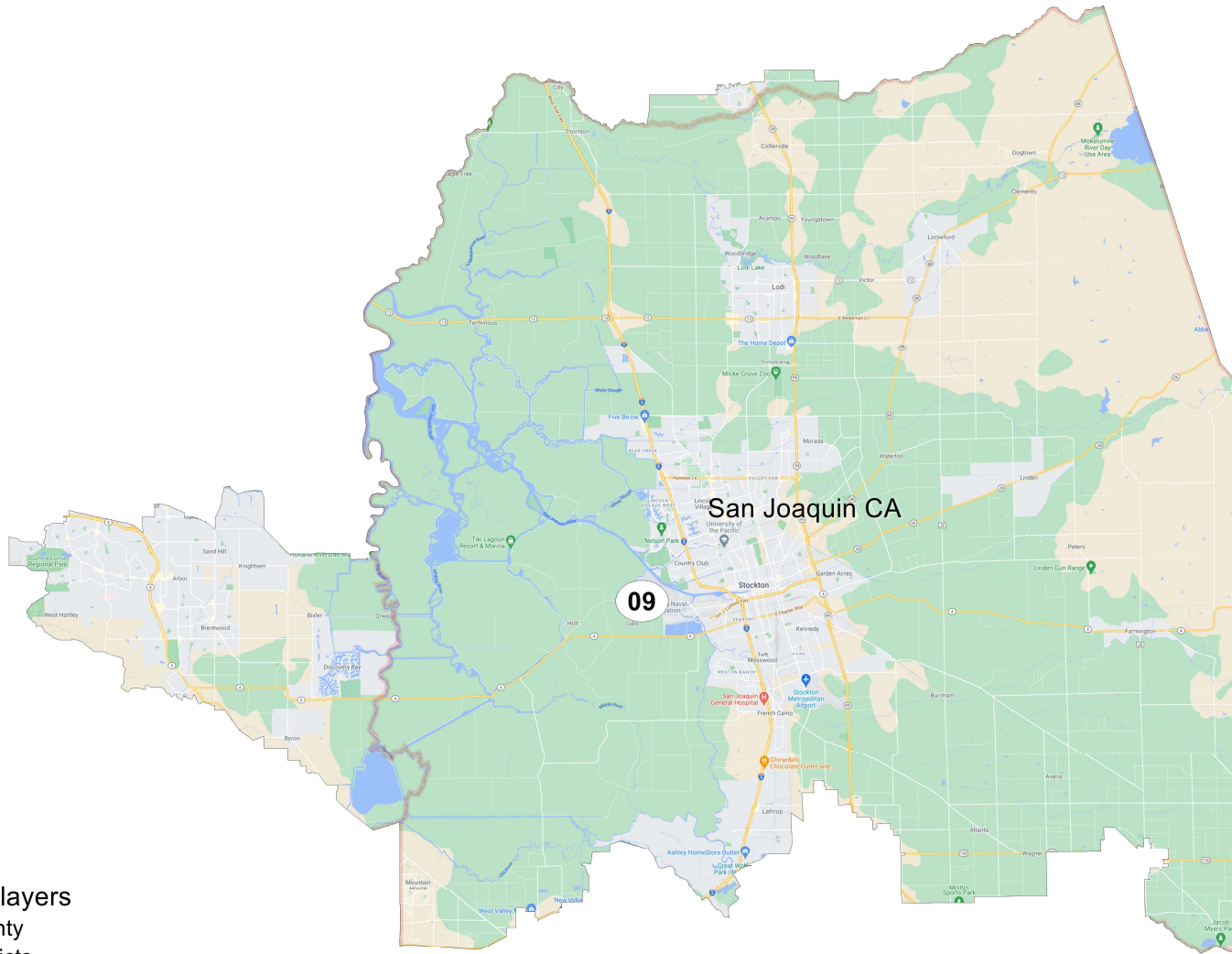
Field	Value
District	08
Population	760354
Deviation	4
% Deviation	0%
% D 16_Pres	41.2%
% R 16_Pres	58.8%
% NH CVAP 19	67.5%
% NH White CVAP 19	53.4%
% NH Black CVAP 19	8.3%
% NH Asian CVAP 19	3.3%
% H CVAP 19	32.5%
ernate Schwartzberg	1.93
Polsby Popper	0.27
Perimeter	1,310.19
Reock	0.25
NH_Wht	310782
% NH_Wht	40.87%
AP_BlK	79827
% AP_BlK	10.5%
% AP_Ind	5.02%
AP_Asn	38481
% AP_Asn	5.06%
AP_Oth	236111
% AP_Oth	31.05%
Hispanic Origin	316859
% Hispanic Origin	41.67%
18+_Pop	567059
NH18+_Wht	258104
% NH18+_Wht	45.52%
18+_AP_BlK	52732
% 18+_AP_BlK	9.3%
18+_AP_Ind	27458
% 18+_AP_Ind	4.84%
18+_AP_Asn	28779
% 18+_AP_Asn	5.08%
18+_AP_Hwn	4168
% 18+_AP_Hwn	0.74%
18+_AP_Oth	162056
% 18+_AP_Oth	28.58%
H18+_Pop	211570

©2021 CALIPER





# District: 09



©2021 CALIPER

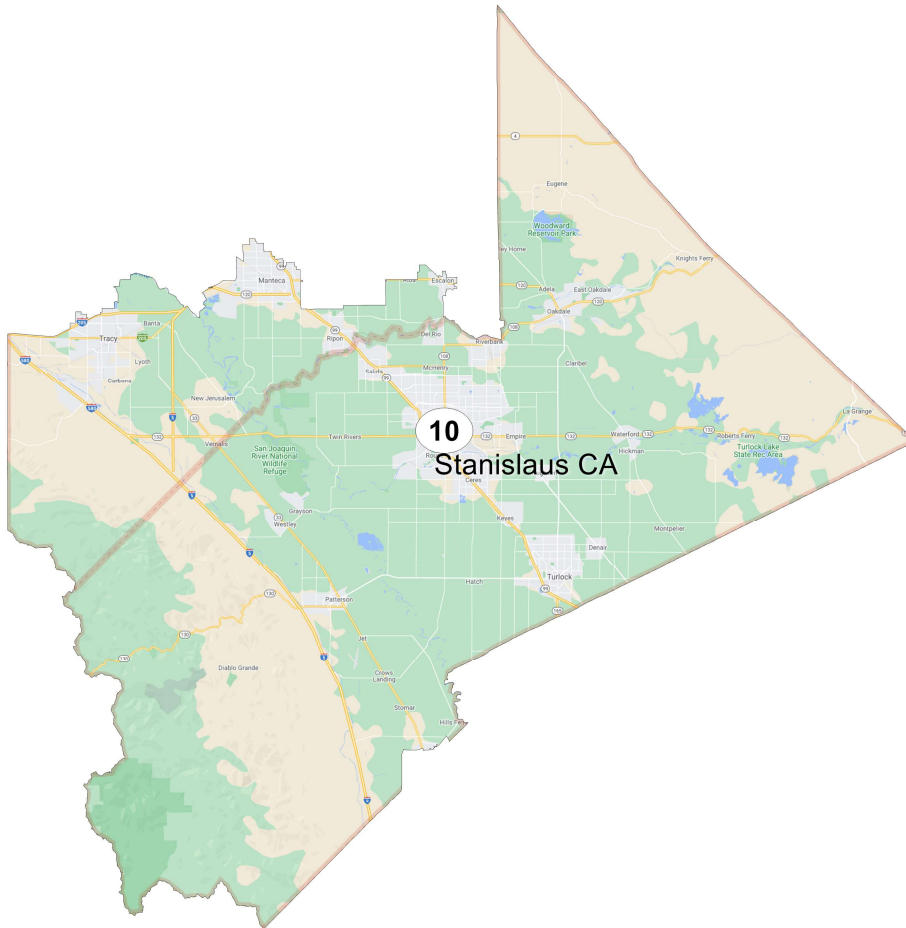
Field	Value
District	09
Population	760357
Deviation	7
% Deviation	0%
% D 16_Pres	60.3%
% R 16_Pres	39.7%
% NH CVAP 19	70.1%
% NH White CVAP 19	41.8%
% NH Black CVAP 19	10.7%
% NH Asian CVAP 19	15.2%
% H CVAP 19	29.8%
ernate Schwartzberg	1.83
Polsby Popper	0.3
Perimeter	226.82
Reock	0.5
NH_Wht	213651
% NH_Wht	28.1%
AP_BlK	89555
% AP_BlK	11.78%
% AP_Ind	3.85%
AP_Asn	153720
% AP_Asn	20.22%
AP_Oth	239324
% AP_Oth	31.48%
Hispanic Origin	304546
% Hispanic Origin	40.05%
18+_Pop	560399
NH18+_Wht	178816
% NH18+_Wht	31.91%
18+_AP_BlK	61484
% 18+_AP_BlK	10.97%
18+_AP_Ind	20766
% 18+_AP_Ind	3.71%
18+_AP_Asn	109831
% 18+_AP_Asn	19.6%

## Map layers

- County
- Districts
- Precinct Mask:1

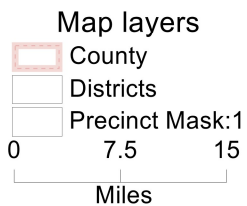
0 4 8  
Miles

# District: 10

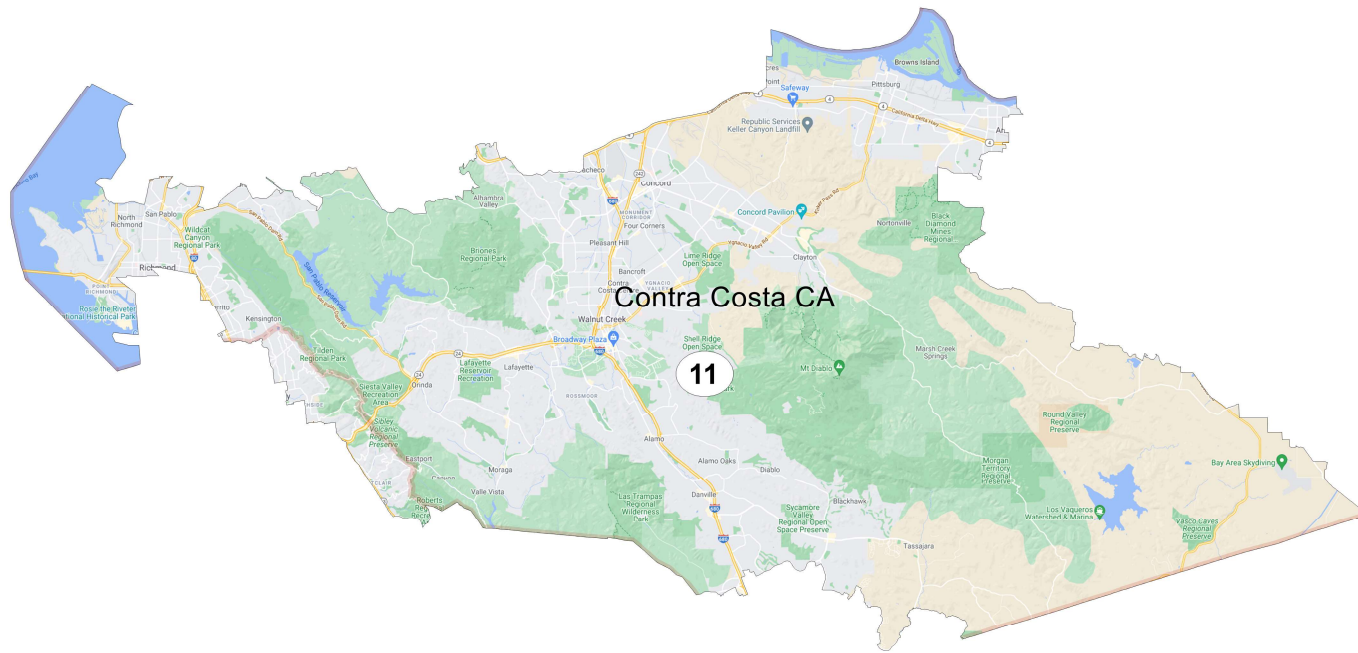


Field	Value
District	10
Population	760357
Deviation	7
% Deviation	0%
% D 16_Pres	51.5%
% R 16_Pres	48.5%
% NH CVAP 19	66.7%
% NH White CVAP 19	52.0%
% NH Black CVAP 19	4.1%
% NH Asian CVAP 19	7.7%
% H CVAP 19	33.3%
ernate Schwartzberg	1.78
Polsby Popper	0.32
Perimeter	270.11
Reock	0.47
NH_Wht	282033
% NH_Wht	37.09%
AP_BlK	36878
% AP_BlK	4.85%
% AP_Ind	4.43%
AP_Asn	85736
% AP_Asn	11.28%
AP_Oth	265874
% AP_Oth	34.97%
Hispanic Origin	341994
% Hispanic Origin	44.98%
18+_Pop	563321
NH18+_Wht	232001
% NH18+_Wht	41.18%
18+_AP_BlK	24942
% 18+_AP_BlK	4.43%
18+_AP_Ind	24395
% 18+_AP_Ind	4.33%
18+_AP_Asn	61741
% 18+_AP_Asn	10.96%
18+_AP_Hwn	7909
% 18+_AP_Hwn	1.4%
18+_AP_Oth	183092
% 18+_AP_Oth	32.5%
H18+_Pop	229238

©2021 CALIPER

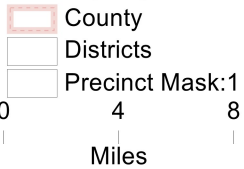


# District: 11



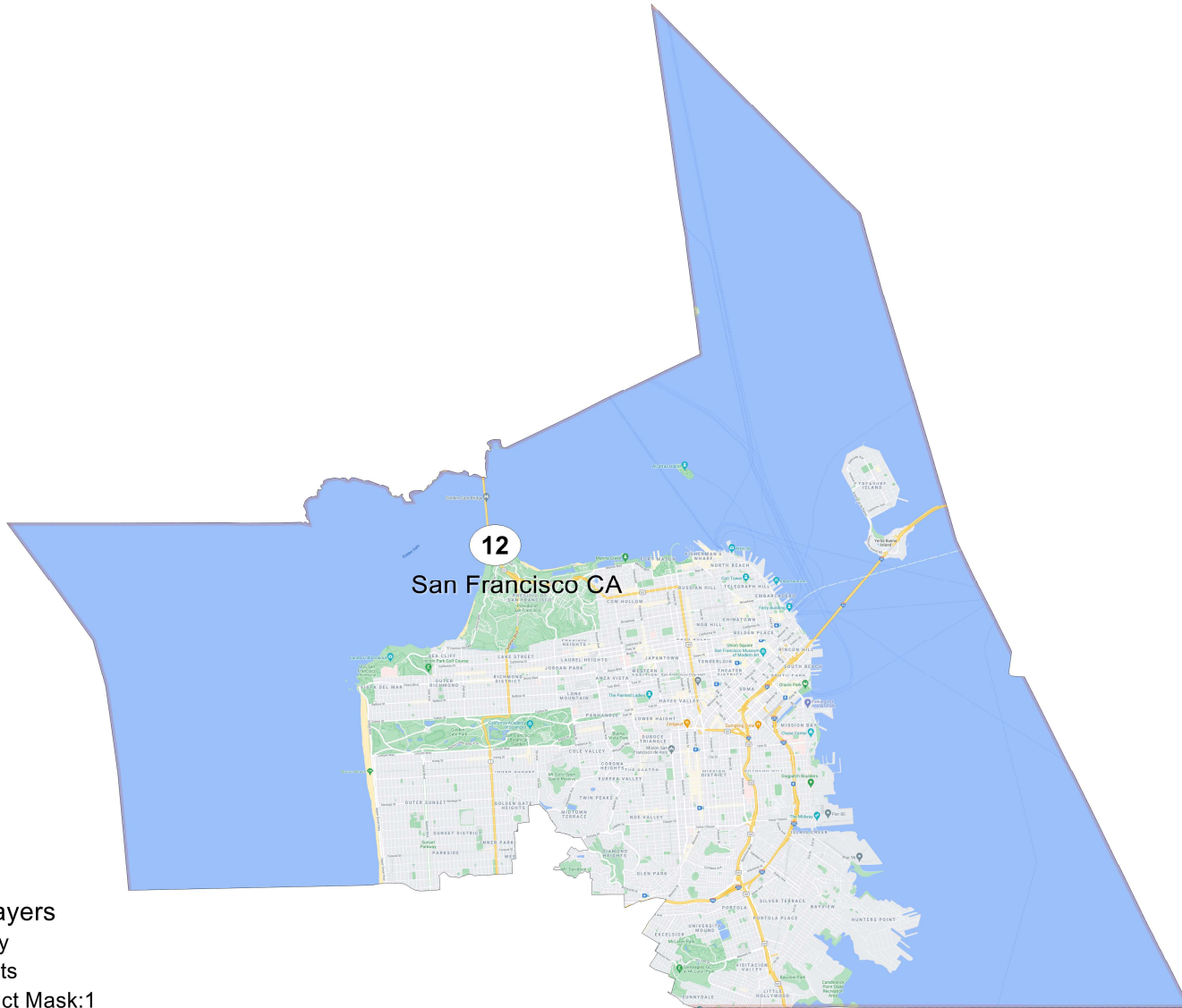
Field	Value
District	11
Population	760352
Deviation	2
% Deviation	0%
% D 16_Pres	76.8%
% R 16_Pres	23.2%
% NH CVAP 19	83.8%
% NH White CVAP 19	58.0%
% NH Black CVAP 19	7.6%
% NH Asian CVAP 19	16.1%
% H CVAP 19	16.2%
ernate Schwartzberg	2.22
Polsby Popper	0.2
Perimeter	175.26
Reock	0.27
NH_Wht	335476
% NH_Wht	44.12%
AP_BlK	64596
% AP_BlK	8.5%
% AP_Ind	2.73%
AP_Asn	155781
% AP_Asn	20.49%
AP_Oth	166903
% AP_Oth	21.95%
Hispanic Origin	196462
% Hispanic Origin	25.84%
18+_Pop	597931
NH18+_Wht	283265
% NH18+_Wht	47.37%
18+_AP_BlK	47642
% 18+_AP_BlK	7.97%
18+_AP_Ind	15201
% 18+_AP_Ind	2.54%
18+_AP_Asn	118489
% 18+_AP_Asn	19.82%

## Map layers





# District: 12



©2021 CALIPER

Field	Value
District	12
Population	760350
Deviation	0
% Deviation	0%
% D 16_Pres	90.9%
% R 16_Pres	9.1%
% NH CVAP 19	88.8%
% NH White CVAP 19	48.2%
% NH Black CVAP 19	6.1%
% NH Asian CVAP 19	33.0%
% H CVAP 19	11.2%
ernate Schwartzberg	1.67
Polsby Popper	0.36
Perimeter	64.78
Reock	0.39
NH_Wht	314112
% NH_Wht	41.31%
AP_BlK	53293
% AP_BlK	7.01%
% AP_Ind	2.08%
AP_Asn	271275
% AP_Asn	35.68%
AP_Oth	97948
% AP_Oth	12.88%
Hispanic Origin	113766
% Hispanic Origin	14.96%
18+_Pop	665482
NH18+_Wht	284979
% NH18+_Wht	42.82%
18+_AP_BlK	44186
% 18+_AP_BlK	6.64%
18+_AP_Ind	13075
% 18+_AP_Ind	1.96%
18+_AP_Asn	234646
% 18+_AP_Asn	35.26%

### Map layers

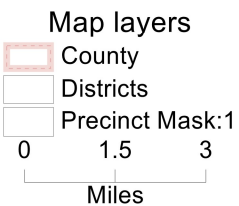
- County
  - Districts
  - Precinct Mask:1
- 0      1.5      3  
Miles

# District: 13

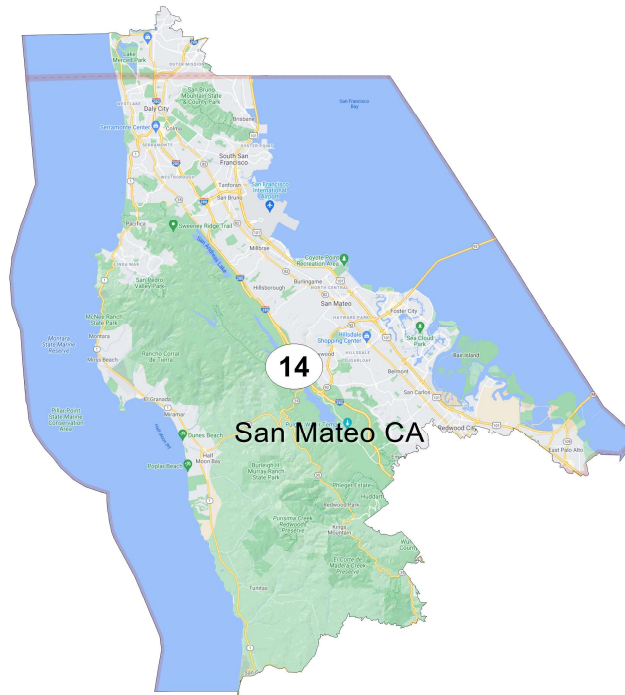
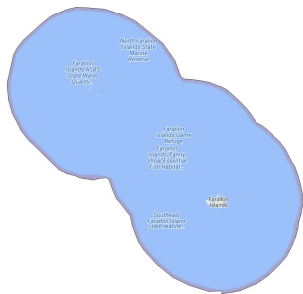


©2021 CALIPER

Field	Value
District	13
Population	760360
Deviation	10
% Deviation	0%
% D 16_Pres	92.7%
% R 16_Pres	7.3%
% NH CVAP 19	84.4%
% NH White CVAP 19	38.4%
% NH Black CVAP 19	21.7%
% NH Asian CVAP 19	21.8%
% H CVAP 19	15.5%
ernate Schwartzberg	1.54
Polsby Popper	0.42
Perimeter	64.64
Reock	0.36
NH_Wht	226149
% NH_Wht	29.74%
AP_BlK	149602
% AP_BlK	19.68%
% AP_Ind	3.48%
AP_Asn	188993
% AP_Asn	24.86%
AP_Oth	163226
% AP_Oth	21.47%
Hispanic Origin	193293
% Hispanic Origin	25.42%
18+_Pop	618122
NH18+_Wht	198110
% NH18+_Wht	32.05%
18+_AP_BlK	118944
% 18+_AP_BlK	19.24%
18+_AP_Ind	19839
% 18+_AP_Ind	3.21%
18+_AP_Asn	154341
% 18+_AP_Asn	24.97%
18+_AP_Hwn	6031
% 18+_AP_Hwn	0.98%
18+_AP_Oth	120011
% 18+_AP_Oth	19.42%
H18+_Pop	140757



# District: 14



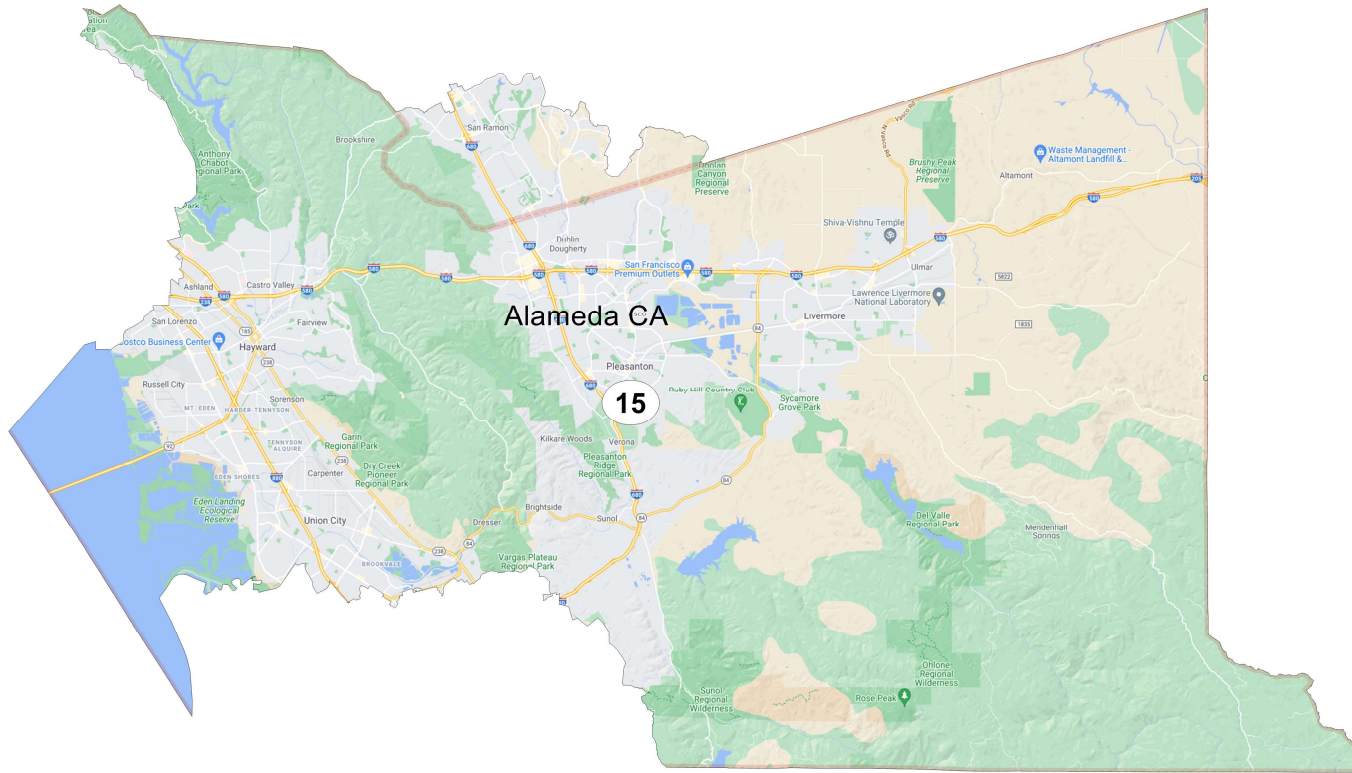
Field	Value
District	14
Population	760342
Deviation	-8
% Deviation	-0%
% D 16_Pres	80.9%
% R 16_Pres	19.1%
% NH CVAP 19	81.9%
% NH White CVAP 19	40.4%
% NH Black CVAP 19	3.7%
% NH Asian CVAP 19	35.3%
% H CVAP 19	18.1%
ernate Schwartzberg	1.93
Polsby Popper	0.27
Perimeter	165.07
Reock	0.18
NH_Wht	239084
% NH_Wht	31.44%
AP_Blk	27814
% AP_Blk	3.66%
% AP_Ind	2.19%
AP_Asn	297947
% AP_Asn	39.19%
AP_Oth	158787
% AP_Oth	20.88%
Hispanic Origin	183784
% Hispanic Origin	24.17%
18+_Pop	613642
NH18+_Wht	204024
% NH18+_Wht	33.25%
18+_AP_Blk	22012
% 18+_AP_Blk	3.59%
18+_AP_Ind	12829
% 18+_AP_Ind	2.09%
18+_AP_Asn	238141
% 18+_AP_Asn	38.81%

### Map layers

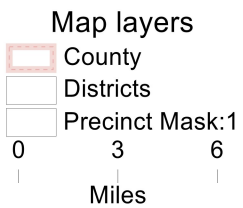
- County
  - Districts
  - Precinct Mask:1
- 0 5 10  
Miles



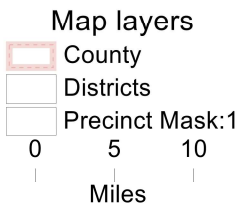
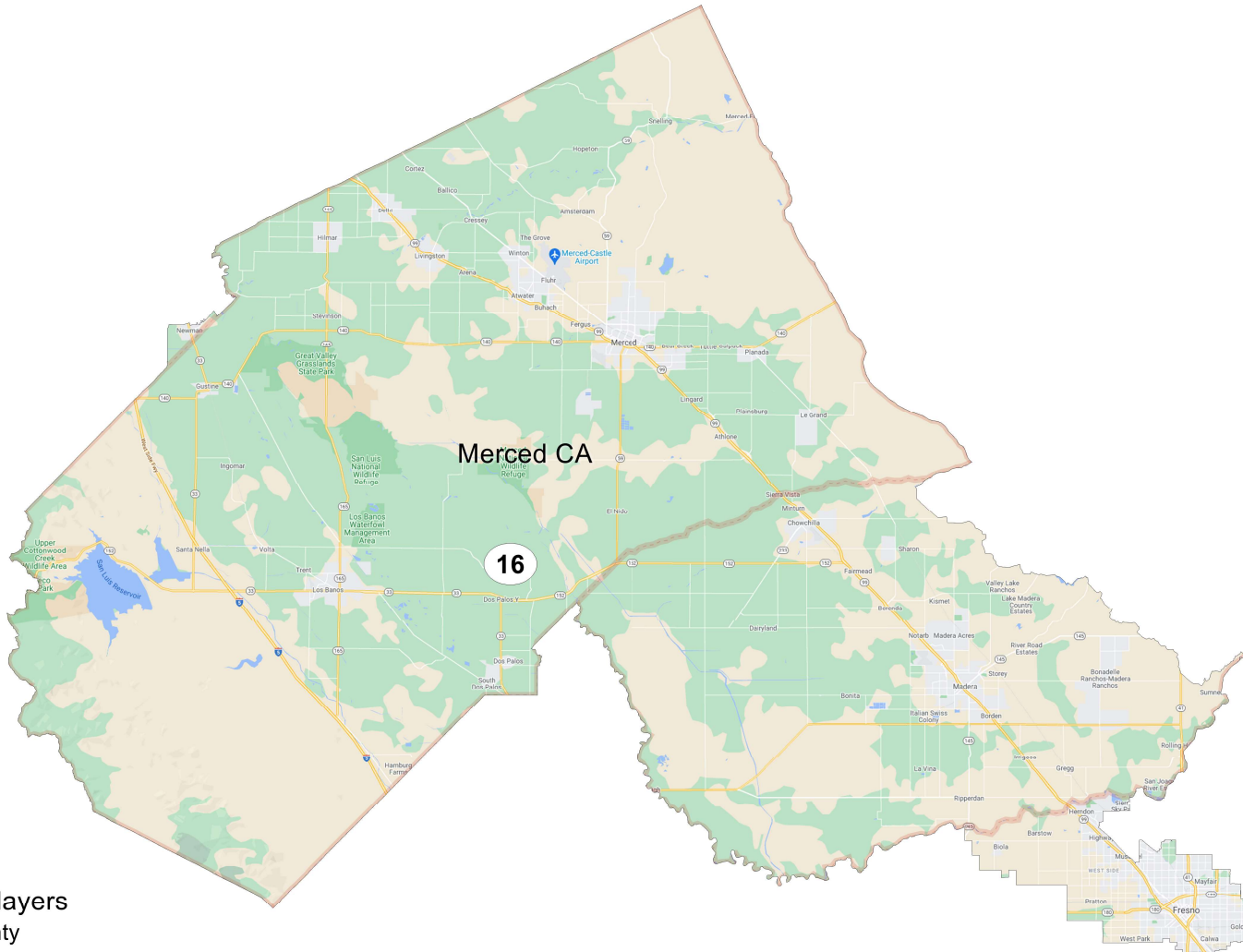
# District: 15



Field	Value
District	15
Population	760347
Deviation	-3
% Deviation	-0%
% D 16_Pres	74.3%
% R 16_Pres	25.7%
% NH CVAP 19	81.4%
% NH White CVAP 19	41.1%
% NH Black CVAP 19	7.2%
% NH Asian CVAP 19	30.4%
% H CVAP 19	18.6%
ernate Schwartzberg	1.79
Polsby Popper	0.31
Perimeter	157.24
Reock	0.39
NH_Wht	208887
% NH_Wht	27.47%
AP_Blk	51953
% AP_Blk	6.83%
% AP_Ind	2.58%
AP_Asn	312166
% AP_Asn	41.06%
AP_Oth	146906
% AP_Oth	19.32%
Hispanic Origin	179682
% Hispanic Origin	23.63%
18+_Pop	587377
NH18+_Wht	177580
% NH18+_Wht	30.23%
18+_AP_Blk	38651
% 18+_AP_Blk	6.58%
18+_AP_Ind	14879
% 18+_AP_Ind	2.53%
18+_AP_Asn	232051
% 18+_AP_Asn	39.51%



# District: 16



©2021 CALIPER

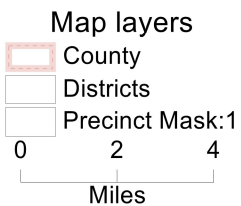
Field	Value
District	16
Population	760355
Deviation	5
% Deviation	0%
% D 16_Pres	60.8%
% R 16_Pres	39.2%
% NH CVAP 19	51.1%
% NH White CVAP 19	32.7%
% NH Black CVAP 19	7.4%
% NH Asian CVAP 19	9.1%
% H CVAP 19	48.9%
ernate Schwartzberg	1.89
Polsby Popper	0.28
Perimeter	359.28
Reock	0.45
NH_Wht	151759
% NH_Wht	19.96%
AP_BlK	50987
% AP_BlK	6.71%
% AP_Ind	5.39%
AP_Asn	79401
% AP_Asn	10.44%
AP_Oth	362860
% AP_Oth	47.72%
Hispanic Origin	475946
% Hispanic Origin	62.6%
18+_Pop	536900
NH18+_Wht	126853
% NH18+_Wht	23.63%
18+_AP_BlK	34190
% 18+_AP_BlK	6.37%
18+_AP_Ind	27985
% 18+_AP_Ind	5.21%
18+_AP_Asn	55910
% 18+_AP_Asn	10.41%

# District: 17



Field	Value
District	17
Population	760343
Deviation	-7
% Deviation	-0%
% D 16_Pres	78.2%
% R 16_Pres	21.8%
% NH CVAP 19	85.5%
% NH White CVAP 19	30.3%
% NH Black CVAP 19	3.4%
% NH Asian CVAP 19	50.1%
% H CVAP 19	14.5%
ernate Schwartzberg	2.28
Polsby Popper	0.19
Perimeter	107.76
Reock	0.45
NH_Wht	143350
% NH_Wht	18.85%
AP_BlK	20190
% AP_BlK	2.66%
% AP_Ind	1.62%
AP_Asn	479870
% AP_Asn	63.11%
AP_Oth	94970
% AP_Oth	12.49%
Hispanic Origin	112983
% Hispanic Origin	14.86%
18+_Pop	600237
NH18+_Wht	124499
% NH18+_Wht	20.74%
18+_AP_BlK	15150
% 18+_AP_BlK	2.52%
18+_AP_Ind	9037
% 18+_AP_Ind	1.51%
18+_AP_Asn	372155
% 18+_AP_Asn	62%
18+_AP_Hwn	4846
% 18+_AP_Hwn	0.81%
18+_AP_Oth	71082
% 18+_AP_Oth	11.84%
H18+_Pop	83116

©2021 CALIPER



# District: 18



©2021 CALIPER

### Map layers

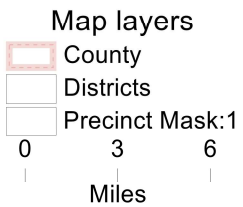
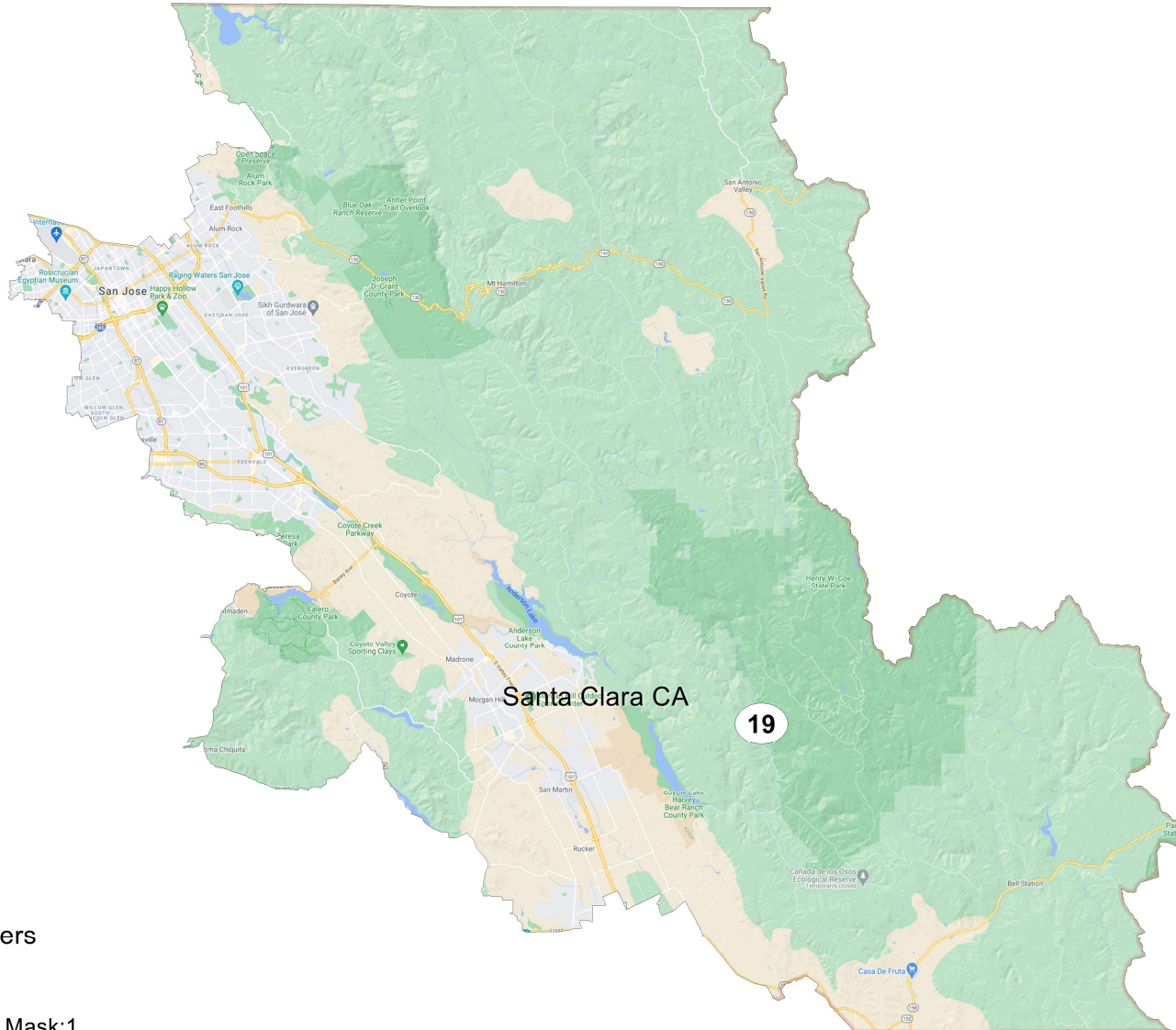
- County
- Districts
- Precinct Mask: 1



Field	Value
District	18
Population	760351
Deviation	1
% Deviation	0%
% D 16_Pres	78.5%
% R 16_Pres	21.5%
% NH CVAP 19	88.1%
% NH White CVAP 19	62.4%
% NH Black CVAP 19	2.5%
% NH Asian CVAP 19	21.7%
% H CVAP 19	11.9%
ernate Schwartzberg	2.06
Polsby Popper	0.23
Perimeter	212.48
Reock	0.65
NH_Wht	363509
% NH_Wht	47.81%
AP_Blk	21138
% AP_Blk	2.78%
% AP_Ind	2.07%
AP_Asn	236215
% AP_Asn	31.07%
AP_Oth	108822
% AP_Oth	14.31%
Hispanic Origin	128198
% Hispanic Origin	16.86%
18+_Pop	600739
NH18+_Wht	305452
% NH18+_Wht	50.85%
18+_AP_Blk	15774
% 18+_AP_Blk	2.63%
18+_AP_Ind	11804
% 18+_AP_Ind	1.96%
18+_AP_Asn	176136
% 18+_AP_Asn	29.32%



# District: 19



©2021 CALIPER

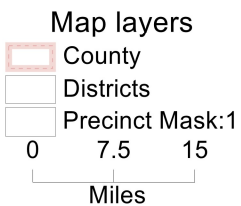
Field	Value
District	19
Population	760340
Deviation	-10
% Deviation	-0%
% D 16_Pres	77.8%
% R 16_Pres	22.2%
% NH CVAP 19	69.3%
% NH White CVAP 19	32.9%
% NH Black CVAP 19	3.5%
% NH Asian CVAP 19	31.0%
% H CVAP 19	30.7%
ernate Schwartzberg	1.96
Polsby Popper	0.26
Perimeter	203.57
Reock	0.43
NH_Wht	176892
% NH_Wht	23.26%
AP_BlK	30343
% AP_BlK	3.99%
% AP_Ind	3.49%
AP_Asn	258855
% AP_Asn	34.04%
AP_Oth	240740
% AP_Oth	31.66%
Hispanic Origin	293053
% Hispanic Origin	38.54%
18+_Pop	599270
NH18+_Wht	153352
% NH18+_Wht	25.59%
18+_AP_BlK	22854
% 18+_AP_BlK	3.81%
18+_AP_Ind	19884
% 18+_AP_Ind	3.32%
18+_AP_Asn	205900
% 18+_AP_Asn	34.36%

# District: 20

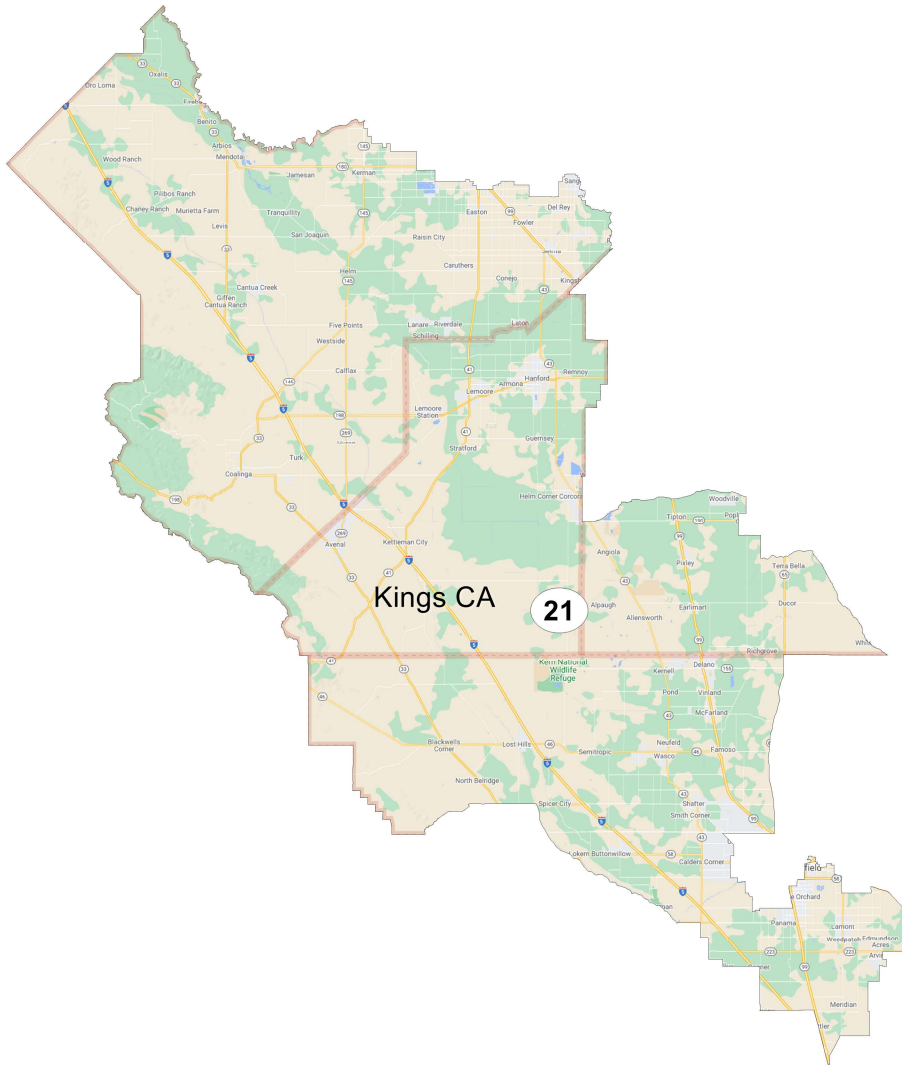


Field	Value
District	20
Population	760344
Deviation	-6
% Deviation	-0%
% D 16_Pres	75.1%
% R 16_Pres	24.9%
% NH CVAP 19	64.3%
% NH White CVAP 19	52.3%
% NH Black CVAP 19	3.0%
% NH Asian CVAP 19	6.9%
% H CVAP 19	35.7%
ernate Schwartzberg	1.8
Polsby Popper	0.31
Perimeter	400.75
Reock	0.5
NH_Wht	254052
% NH_Wht	33.41%
AP_BlK	22228
% AP_BlK	2.92%
% AP_Ind	4.78%
AP_Asn	60886
% AP_Asn	8.01%
AP_Oth	335904
% AP_Oth	44.18%
Hispanic Origin	416565
% Hispanic Origin	54.79%
18+_Pop	581069
NH18+_Wht	221444
% NH18+_Wht	38.11%
18+_AP_BlK	16922
% 18+_AP_BlK	2.91%
18+_AP_Ind	26092
% 18+_AP_Ind	4.49%
18+_AP_Asn	47372
% 18+_AP_Asn	8.15%
18+_AP_Hwn	4612
% 18+_AP_Hwn	0.79%
18+_AP_Oth	234779
% 18+_AP_Oth	40.4%
H18+_Pop	286880

©2021 CALIPER

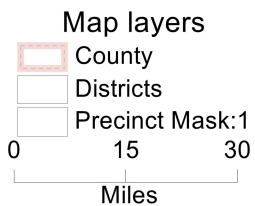


# District: 21

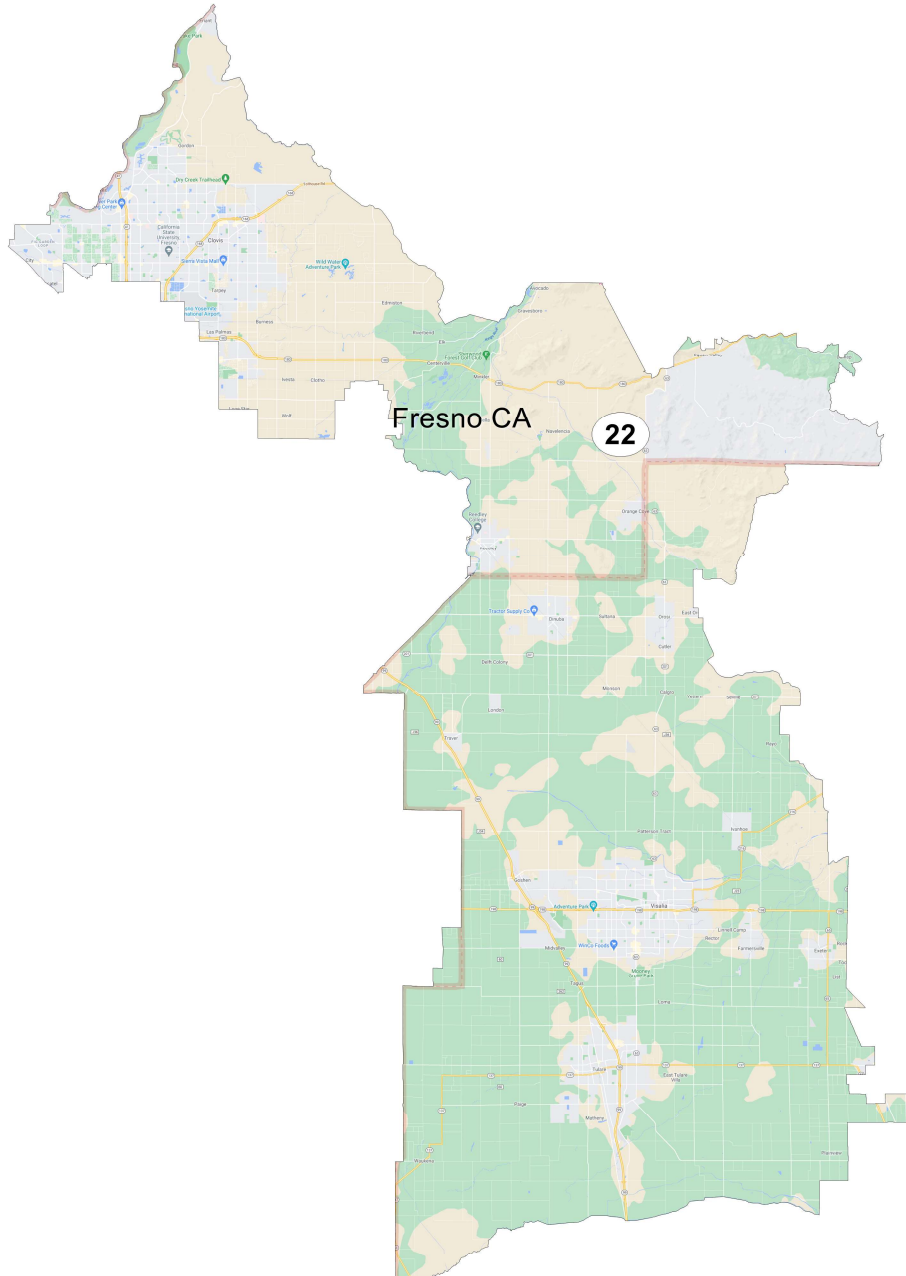


Field	Value
District	21
Population	760360
Deviation	10
% Deviation	0%
% D 16_Pres	57.7%
% R 16_Pres	42.3%
% NH CVAP 19	39.1%
% NH White CVAP 19	27.2%
% NH Black CVAP 19	5.2%
% NH Asian CVAP 19	5.0%
% H CVAP 19	60.9%
ernate Schwartzberg	2.16
Polsby Popper	0.21
Perimeter	632.88
Reock	0.31
NH_Wht	117061
% NH_Wht	15.4%
AP_BlK	36968
% AP_BlK	4.86%
% AP_Ind	3.81%
AP_Asn	42555
% AP_Asn	5.6%
AP_Oth	444337
% AP_Oth	58.44%
Hispanic Origin	560920
% Hispanic Origin	73.77%
18+_Pop	531691
NH18+_Wht	95196
% NH18+_Wht	17.9%
18+_AP_BlK	26054
% 18+_AP_BlK	4.9%
18+_AP_Ind	20086
% 18+_AP_Ind	3.78%
18+_AP_Asn	31631
% 18+_AP_Asn	5.95%
18+_AP_Hwn	1938
% 18+_AP_Hwn	0.36%
18+_AP_Oth	302165
% 18+_AP_Oth	56.83%
H18+_Pop	373774

©2021 CALIPER

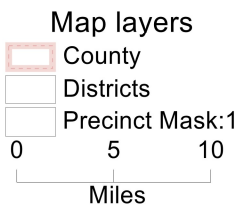


# District: 22



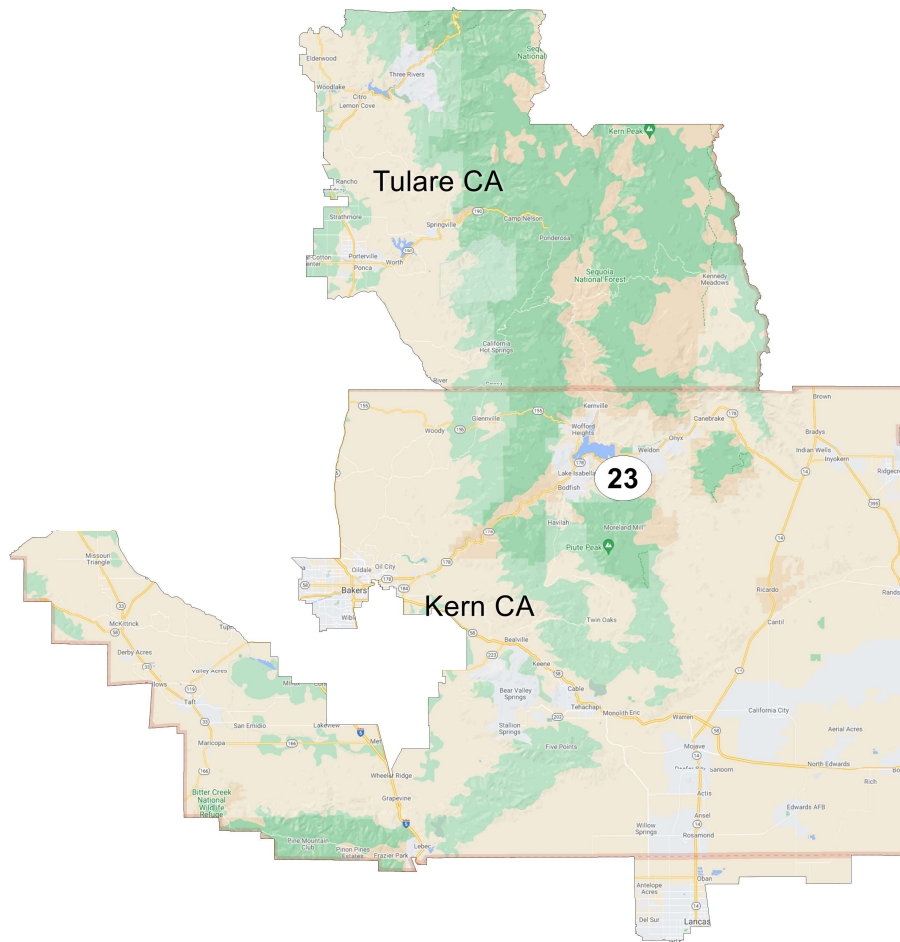
©2021 CALIPER

Field	Value
District	22
Population	760357
Deviation	7
% Deviation	0%
% D 16_Pres	44.8%
% R 16_Pres	55.2%
% NH CVAP 19	62.3%
% NH White CVAP 19	48.4%
% NH Black CVAP 19	3.6%
% NH Asian CVAP 19	8.7%
% H CVAP 19	37.7%
ernate Schwartzberg	2.42
Polsby Popper	0.17
Perimeter	290.49
Reock	0.3
NH_Wht	267752
% NH_Wht	35.21%
AP_BlK	32319
% AP_BlK	4.25%
% AP_Ind	3.98%
AP_Asn	84357
% AP_Asn	11.09%
AP_Oth	280791
% AP_Oth	36.93%
Hispanic Origin	368824
% Hispanic Origin	48.51%
18+_Pop	555236
NH18+_Wht	219775
% NH18+_Wht	39.58%
18+_AP_BlK	21201
% 18+_AP_BlK	3.82%
18+_AP_Ind	21394
% 18+_AP_Ind	3.85%
18+_AP_Asn	59435
% 18+_AP_Asn	10.7%
18+_AP_Hwn	2279
% 18+_AP_Hwn	0.41%
18+_AP_Oth	191537
% 18+_AP_Oth	34.5%
H18+_Pop	244830



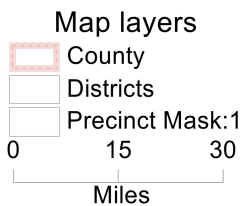


# District: 23

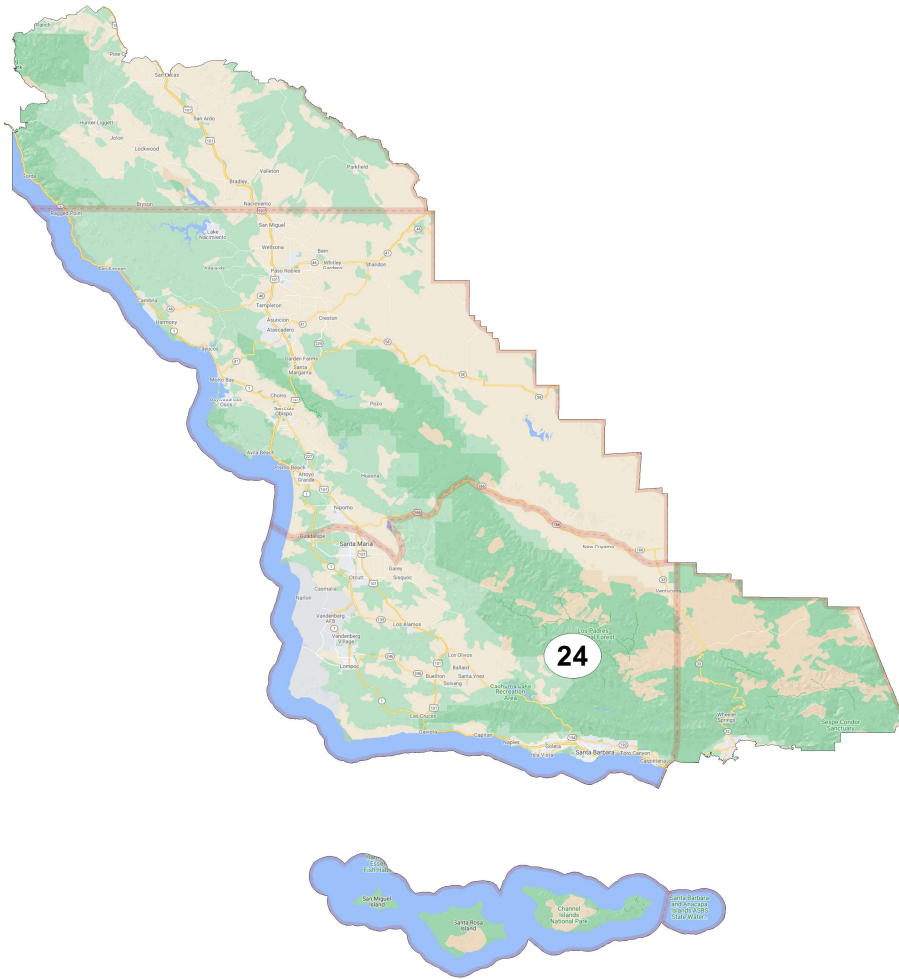


Field	Value
District	23
Population	760352
Deviation	2
% Deviation	0%
% D 16_Pres	38.4%
% R 16_Pres	61.6%
% NH CVAP 19	68.2%
% NH White CVAP 19	54.2%
% NH Black CVAP 19	7.2%
% NH Asian CVAP 19	4.6%
% H CVAP 19	31.8%
ernate Schwartzberg	2.23
Polsby Popper	0.2
Perimeter	749.14
Reock	0.52
NH_Wht	303158
% NH_Wht	39.87%
AP_BlK	62796
% AP_BlK	8.26%
% AP_Ind	4.74%
AP_Asn	46719
% AP_Asn	6.14%
AP_Oth	252998
% AP_Oth	33.27%
Hispanic Origin	333901
% Hispanic Origin	43.91%
18+_Pop	557274
NH18+_Wht	246231
% NH18+_Wht	44.18%
18+_AP_BlK	42155
% 18+_AP_BlK	7.56%
18+_AP_Ind	25702
% 18+_AP_Ind	4.61%
18+_AP_Asn	34128
% 18+_AP_Asn	6.12%
18+_AP_Hwn	2536
% 18+_AP_Hwn	0.46%
18+_AP_Oth	172242
% 18+_AP_Oth	30.91%
H18+_Pop	220453

©2021 CALIPER

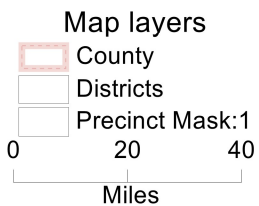


# District: 24



Field	Value
District	24
Population	760341
Deviation	-9
% Deviation	-0%
% D 16_Pres	60.7%
% R 16_Pres	39.3%
% NH CVAP 19	76.3%
% NH White CVAP 19	66.9%
% NH Black CVAP 19	2.4%
% NH Asian CVAP 19	5.3%
% H CVAP 19	23.7%
ernate Schwartzberg	2.24
Polsby Popper	0.2
Perimeter	793.73
Reock	0.32
NH_Wht	387575
% NH_Wht	50.97%
AP_BlK	19477
% AP_BlK	2.56%
% AP_Ind	4.12%
AP_Asn	53158
% AP_Asn	6.99%
AP_Oth	221523
% AP_Oth	29.13%
Hispanic Origin	286280
% Hispanic Origin	37.65%
18+_Pop	606651
NH18+_Wht	336237
% NH18+_Wht	55.43%
18+_AP_BlK	14783
% 18+_AP_BlK	2.44%
18+_AP_Ind	23042
% 18+_AP_Ind	3.8%
18+_AP_Asn	42688
% 18+_AP_Asn	7.04%
18+_AP_Hwn	2833
% 18+_AP_Hwn	0.47%
18+_AP_Oth	156955
% 18+_AP_Oth	25.87%
H18+_Pop	199724

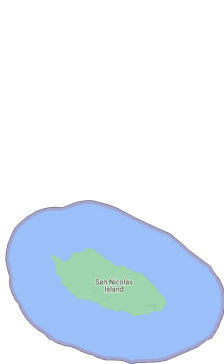
©2021 CALIPER



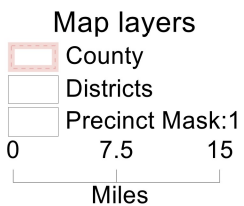
# District: 25



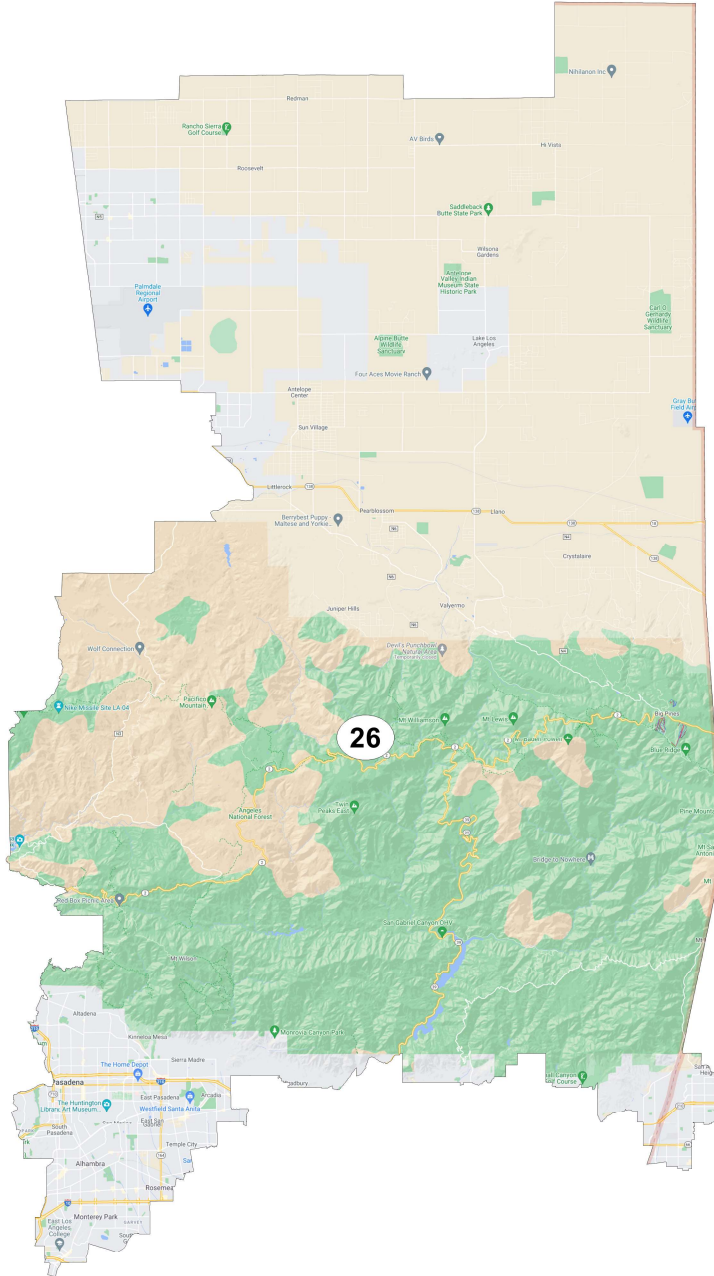
Field	Value
District	25
Population	760340
Deviation	-10
% Deviation	-0%
% D 16_Pres	60.1%
% R 16_Pres	39.9%
% NH CVAP 19	65.9%
% NH White CVAP 19	54.1%
% NH Black CVAP 19	2.5%
% NH Asian CVAP 19	7.8%
% H CVAP 19	34.2%
ernate Schwartzberg	2.1
Polsby Popper	0.23
Perimeter	244.38
Reock	0.13
NH_Wht	308370
% NH_Wht	40.56%
AP_BlK	22573
% AP_BlK	2.97%
% AP_Ind	3.97%
AP_Asn	74553
% AP_Asn	9.81%
AP_Oth	271717
% AP_Oth	35.74%
Hispanic Origin	347346
% Hispanic Origin	45.68%
18+_Pop	588621
NH18+_Wht	262302
% NH18+_Wht	44.56%
18+_AP_BlK	16209
% 18+_AP_BlK	2.75%
18+_AP_Ind	21933
% 18+_AP_Ind	3.73%
18+_AP_Asn	56743
% 18+_AP_Asn	9.64%
18+_AP_Hwn	3218
% 18+_AP_Hwn	0.55%
18+_AP_Oth	194774
% 18+_AP_Oth	33.09%
H18+_Pop	244791



©2021 CALIPER

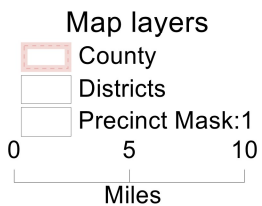


# District: 26



©2021 CALIPER

Field	Value
District	26
Population	760358
Deviation	8
% Deviation	0%
% D 16_Pres	71.2%
% R 16_Pres	28.8%
% NH CVAP 19	71.4%
% NH White CVAP 19	30.6%
% NH Black CVAP 19	7.7%
% NH Asian CVAP 19	31.8%
% H CVAP 19	28.6%
ernate Schwartzberg	1.82
Polsby Popper	0.3
Perimeter	226.43
Reock	0.41
NH_Wht	171683
% NH_Wht	22.58%
AP_BlK	59329
% AP_BlK	7.8%
% AP_Ind	2.76%
AP_Asn	275652
% AP_Asn	36.25%
AP_Oth	203293
% AP_Oth	26.74%
Hispanic Origin	256683
% Hispanic Origin	33.76%
18+_Pop	609283
NH18+_Wht	150059
% NH18+_Wht	24.63%
18+_AP_BlK	43562
% 18+_AP_BlK	7.15%
18+_AP_Ind	16419
% 18+_AP_Ind	2.69%
18+_AP_Asn	225427
% 18+_AP_Asn	37%
18+_AP_Hwn	2225
% 18+_AP_Hwn	0.37%
18+_AP_Oth	152075
% 18+_AP_Oth	24.96%
H18+_Pop	189104





# District: 27

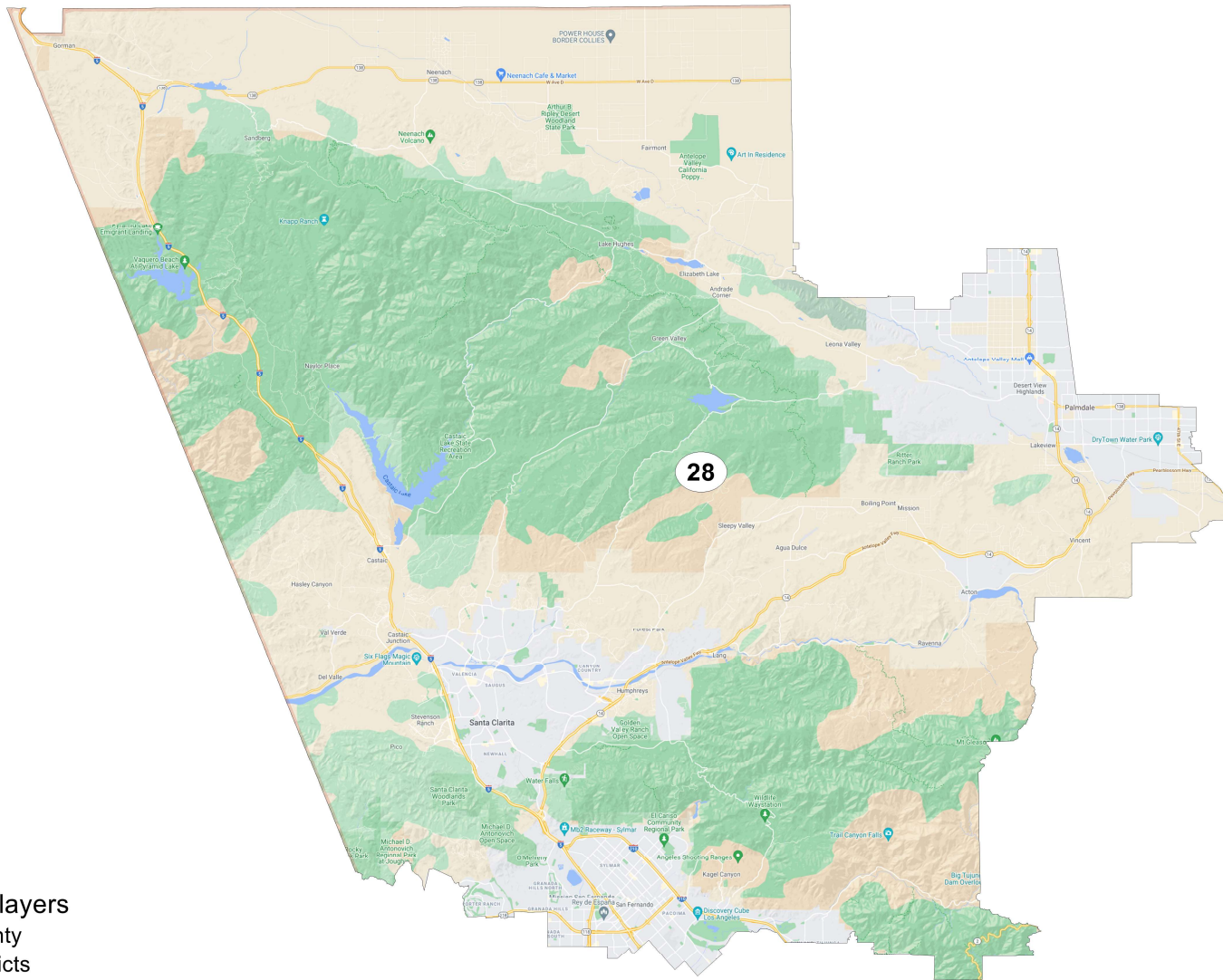


Field	Value
District	27
Population	760352
Deviation	2
% Deviation	0%
% D 16_Pres	74.1%
% R 16_Pres	25.9%
% NH CVAP 19	63.5%
% NH White CVAP 19	45.4%
% NH Black CVAP 19	4.3%
% NH Asian CVAP 19	12.8%
% H CVAP 19	36.6%
ernate Schwartzberg	1.97
Polsby Popper	0.26
Perimeter	77.71
Reock	0.32
NH_Wht	274753
% NH_Wht	36.13%
AP_BlK	33751
% AP_BlK	4.44%
% AP_Ind	2.87%
AP_Asn	101493
% AP_Asn	13.35%
AP_Oth	294712
% AP_Oth	38.76%
Hispanic Origin	348882
% Hispanic Origin	45.88%
18+_Pop	605416
NH18+_Wht	233043
% NH18+_Wht	38.49%
18+_AP_BlK	26735
% 18+_AP_BlK	4.42%
18+_AP_Ind	17112
% 18+_AP_Ind	2.83%
18+_AP_Asn	81787
% 18+_AP_Asn	13.51%

## Map layers

- County
  - Districts
  - Precinct Mask:1
- 0 1.5 3  
Miles

# District: 28



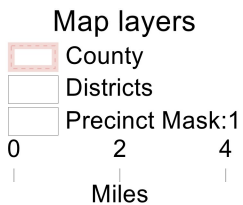
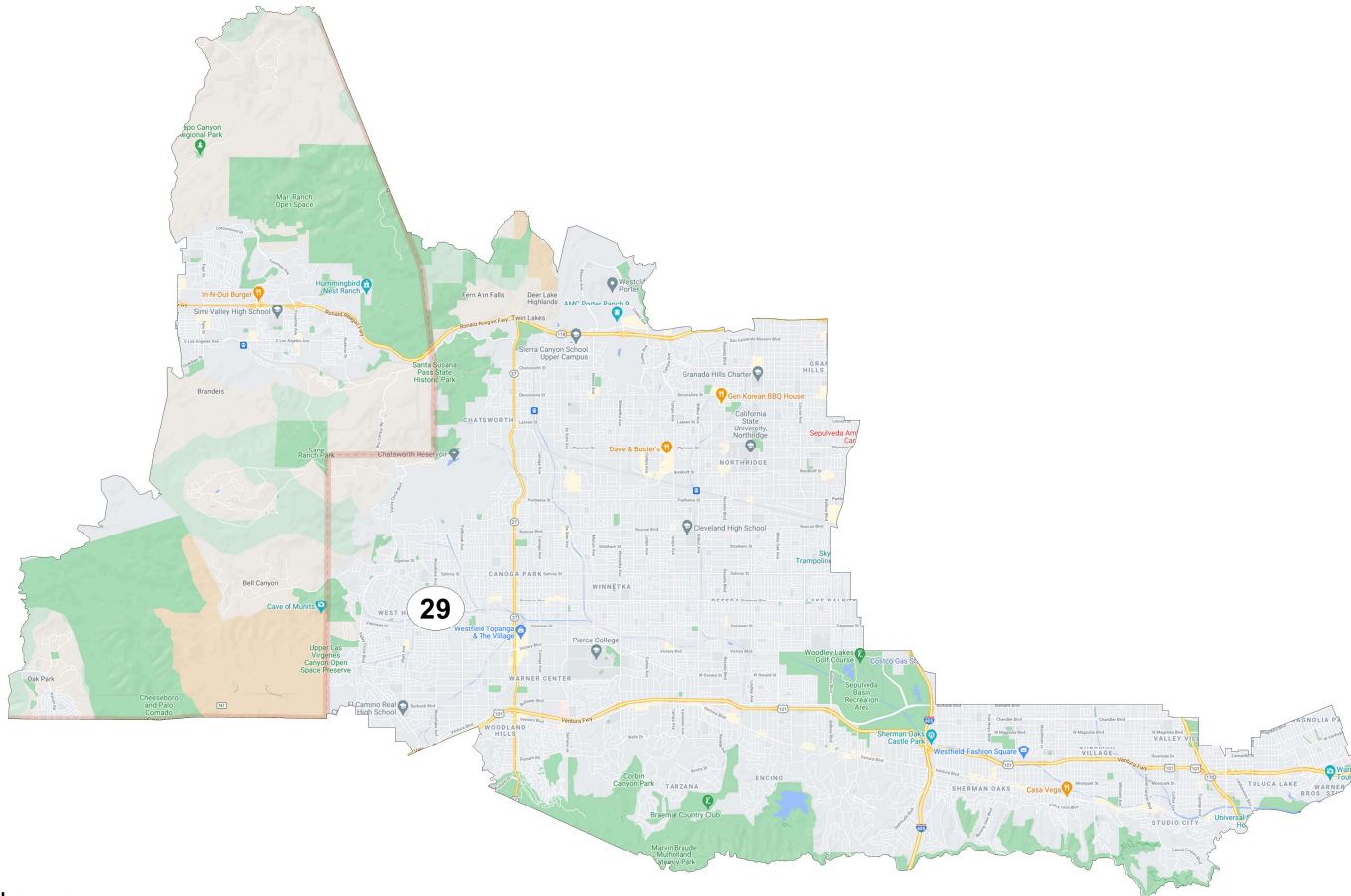
©2021 CALIPER

Field	Value
District	28
Population	760342
Deviation	-8
% Deviation	-0%
% D 16_Pres	60.8%
% R 16_Pres	39.2%
% NH CVAP 19	58.0%
% NH White CVAP 19	40.5%
% NH Black CVAP 19	6.7%
% NH Asian CVAP 19	9.3%
% H CVAP 19	42.0%
ernate Schwartzberg	1.54
Polsby Popper	0.42
Perimeter	193.54
Reock	0.48
NH_Wht	230680
% NH_Wht	30.34%
AP_BlK	57418
% AP_BlK	7.55%
% AP_Ind	3.61%
AP_Asn	81305
% AP_Asn	10.69%
AP_Oth	315854
% AP_Oth	41.54%
Hispanic Origin	389784
% Hispanic Origin	51.26%
18+_Pop	580481
NH18+_Wht	192602
% NH18+_Wht	33.18%
18+_AP_BlK	41016
% 18+_AP_BlK	7.07%
18+_AP_Ind	20717
% 18+_AP_Ind	3.57%
18+_AP_Asn	61602
% 18+_AP_Asn	10.61%

### Map layers

- County
  - Districts
  - Precinct Mask:1
- 0 4 8  
Miles

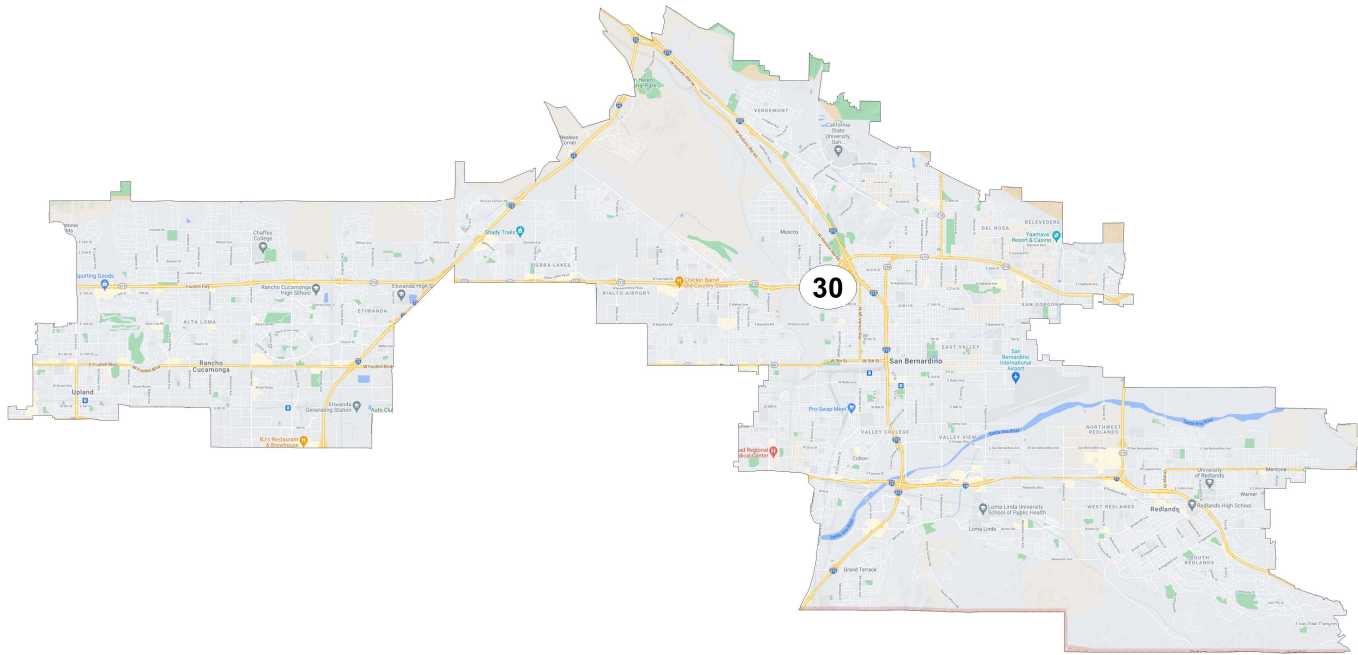
# District: 29



©2021 CALIPER

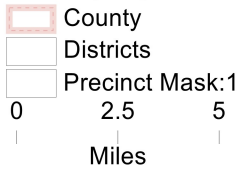
Field	Value
District	29
Population	760358
Deviation	8
% Deviation	0%
% D 16_Pres	71.9%
% R 16_Pres	28.1%
% NH CVAP 19	77.7%
% NH White CVAP 19	58.2%
% NH Black CVAP 19	5.7%
% NH Asian CVAP 19	12.6%
% H CVAP 19	22.3%
ernate Schwartzberg	2.05
Polsby Popper	0.24
Perimeter	96.95
Reock	0.32
NH_Wht	366387
% NH_Wht	48.19%
AP_BlK	47780
% AP_BlK	6.28%
% AP_Ind	2.4%
AP_Asn	121517
% AP_Asn	15.98%
AP_Oth	184153
% AP_Oth	24.22%
Hispanic Origin	220438
% Hispanic Origin	28.99%
18+_Pop	618994
NH18+_Wht	313736
% NH18+_Wht	50.68%
18+_AP_BlK	37175
% 18+_AP_BlK	6.01%
18+_AP_Ind	14370
% 18+_AP_Ind	2.32%
18+_AP_Asn	96238
% 18+_AP_Asn	15.55%

# District: 30



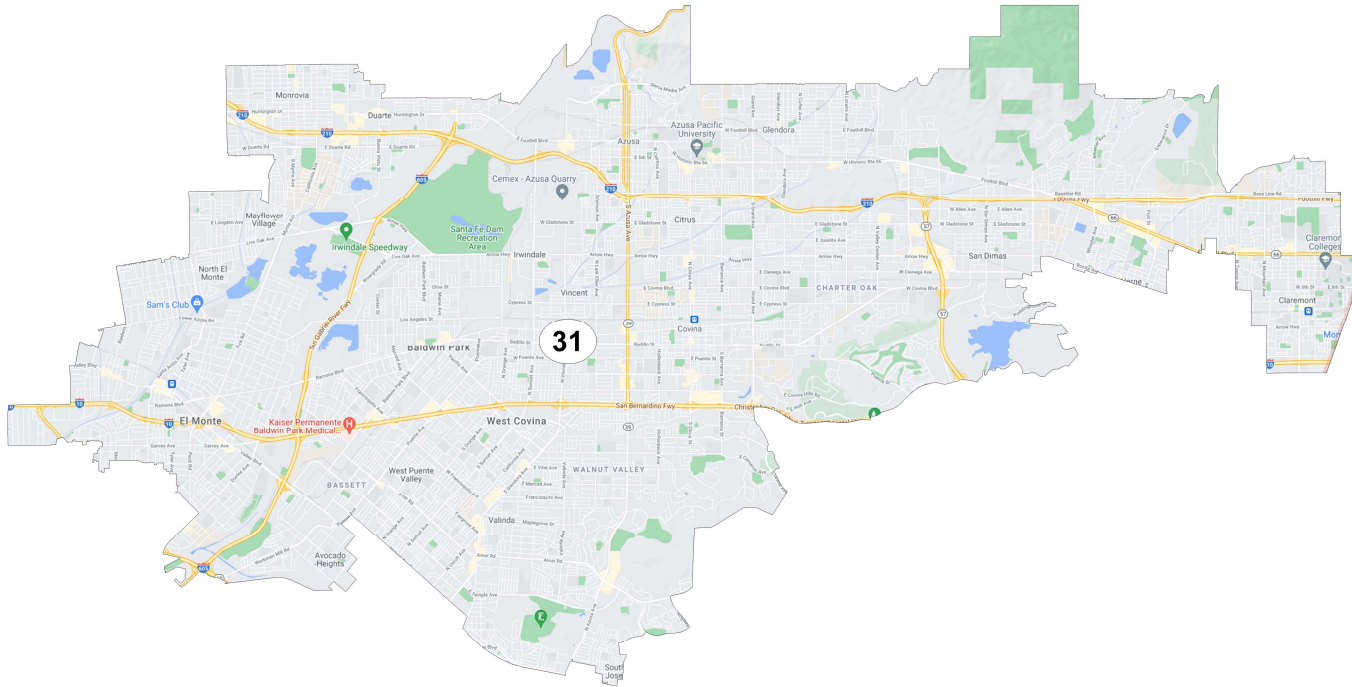
Field	Value
District	30
Population	760354
Deviation	4
% Deviation	0%
% D 16_Pres	60.7%
% R 16_Pres	39.3%
% NH CVAP 19	54.9%
% NH White CVAP 19	33.2%
% NH Black CVAP 19	12.5%
% NH Asian CVAP 19	7.5%
% H CVAP 19	45.1%
ernate Schwartzberg	2.63
Polsby Popper	0.14
Perimeter	137.06
Reock	0.24
NH_Wht	178033
% NH_Wht	23.41%
AP_BlK	90770
% AP_BlK	11.94%
% AP_Ind	3.73%
AP_Asn	78498
% AP_Asn	10.32%
AP_Oth	321415
% AP_Oth	42.27%
Hispanic Origin	415573
% Hispanic Origin	54.66%
18+_Pop	567245
NH18+_Wht	150530
% NH18+_Wht	26.54%
18+_AP_BlK	65074
% 18+_AP_BlK	11.47%
18+_AP_Ind	20676
% 18+_AP_Ind	3.64%
18+_AP_Asn	59380
% 18+_AP_Asn	10.47%

## Map layers

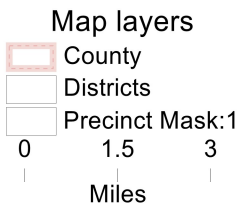




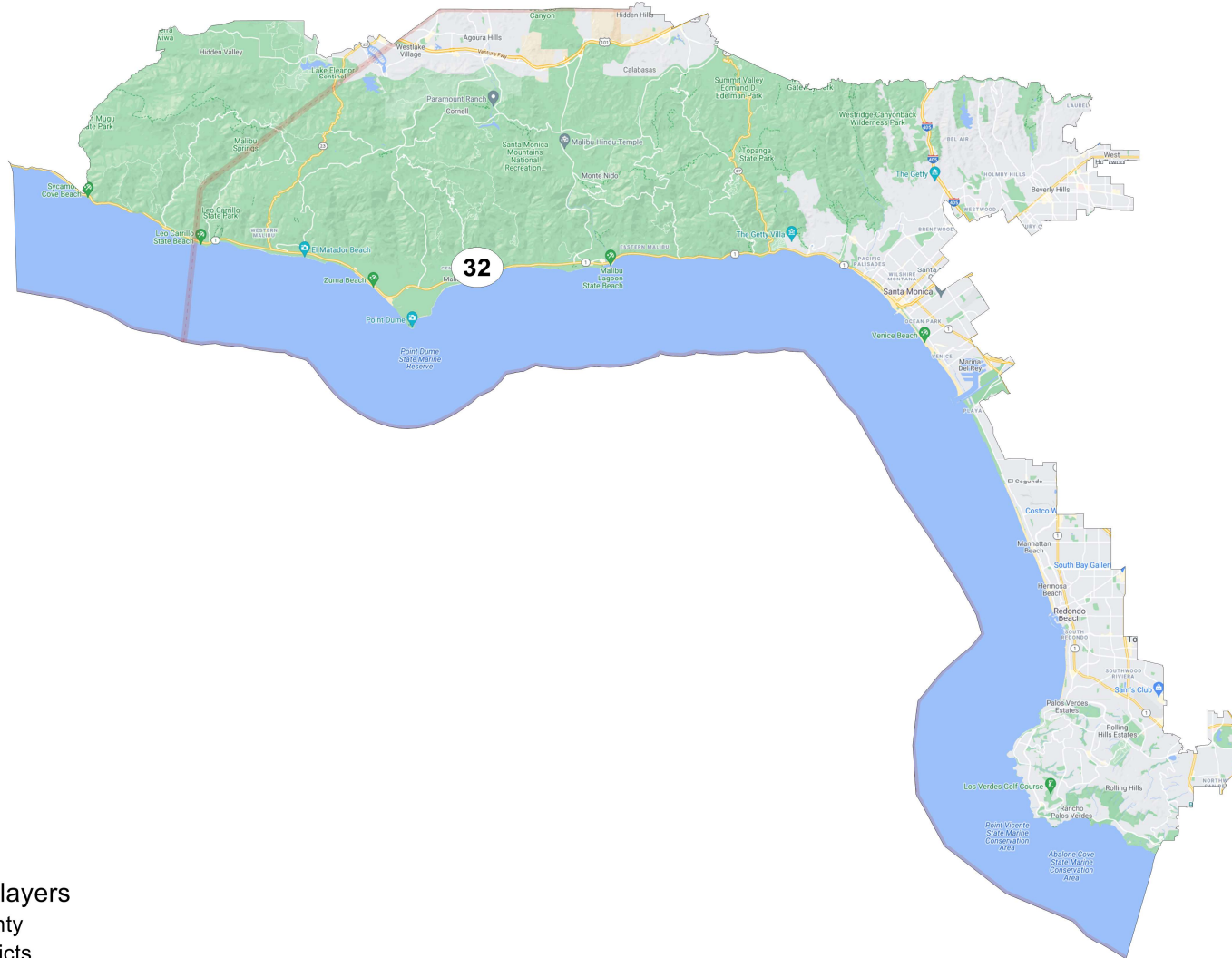
# District: 31



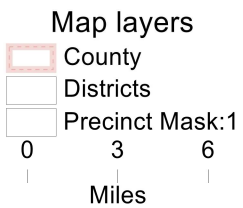
Field	Value
District	31
Population	760348
Deviation	-2
% Deviation	-0%
% D 16_Pres	69.5%
% R 16_Pres	30.5%
% NH CVAP 19	47.8%
% NH White CVAP 19	23.2%
% NH Black CVAP 19	3.3%
% NH Asian CVAP 19	19.9%
% H CVAP 19	52.2%
ernate Schwartzberg	2.27
Polsby Popper	0.19
Perimeter	88.85
Reock	0.32
NH_Wht	123954
% NH_Wht	16.3%
AP_BlK	26800
% AP_BlK	3.52%
% AP_Ind	3.65%
AP_Asn	169415
% AP_Asn	22.28%
AP_Oth	349395
% AP_Oth	45.95%
Hispanic Origin	443021
% Hispanic Origin	58.27%
18+_Pop	601037
NH18+_Wht	109102
% NH18+_Wht	18.15%
18+_AP_BlK	20460
% 18+_AP_BlK	3.4%
18+_AP_Ind	21556
% 18+_AP_Ind	3.59%
18+_AP_Asn	139763
% 18+_AP_Asn	23.25%



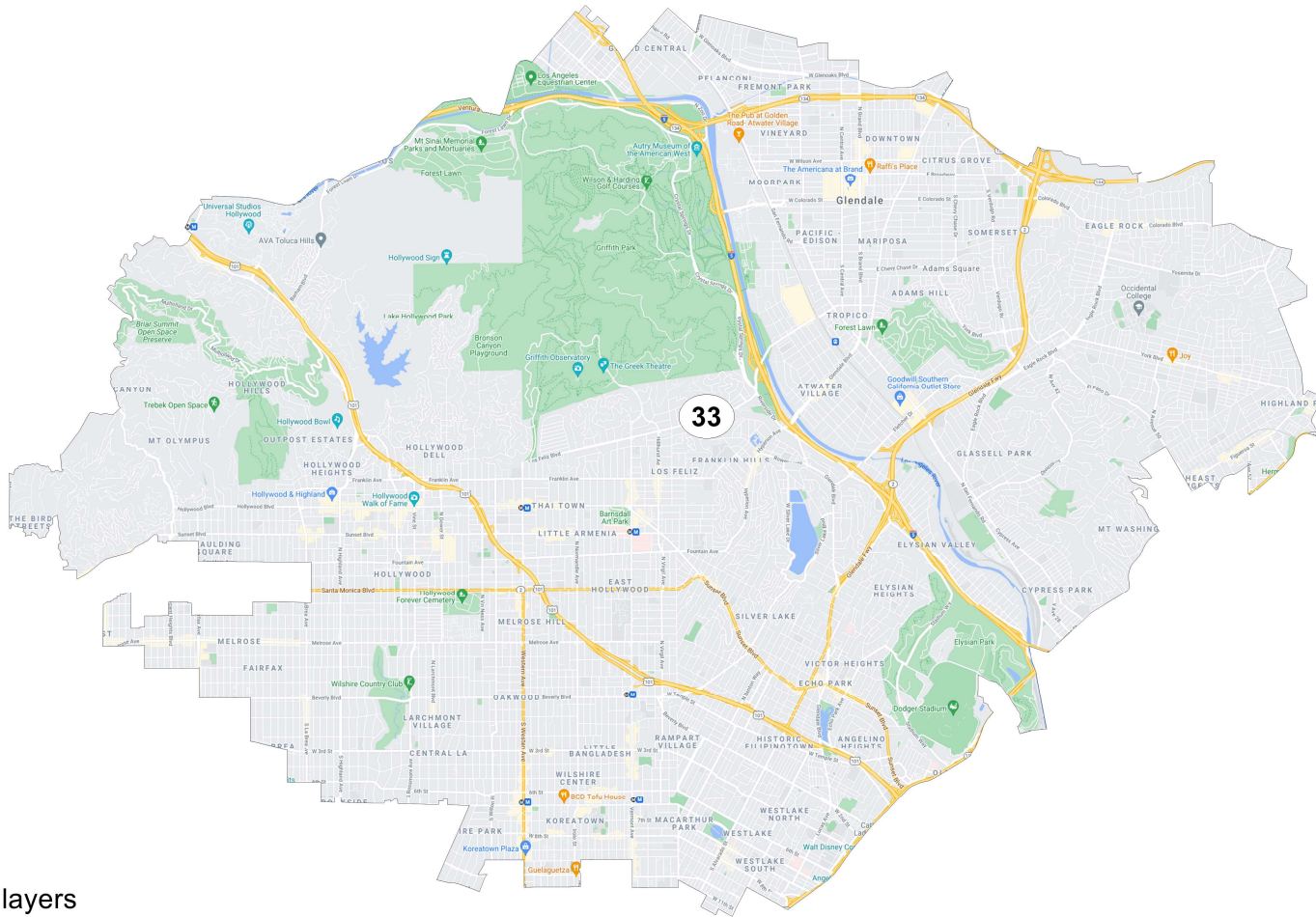
# District: 32



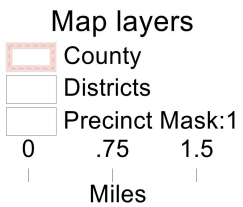
Field	Value
District	32
Population	760354
Deviation	4
% Deviation	0%
% D 16_Pres	72.1%
% R 16_Pres	27.9%
% NH CVAP 19	89.3%
% NH White CVAP 19	70.8%
% NH Black CVAP 19	3.5%
% NH Asian CVAP 19	13.6%
% H CVAP 19	10.7%
ernate Schwartzberg	2.36
Polsby Popper	0.18
Perimeter	197.35
Reock	0.28
NH_Wht	484090
% NH_Wht	63.67%
AP_Blk	33524
% AP_Blk	4.41%
% AP_Ind	1.6%
AP_Asn	138652
% AP_Asn	18.24%
AP_Oth	76744
% AP_Oth	10.09%
Hispanic Origin	92507
% Hispanic Origin	12.17%
18+_Pop	635656
NH18+_Wht	417457
% NH18+_Wht	65.67%
18+_AP_Blk	26185
% 18+_AP_Blk	4.12%
18+_AP_Ind	9511
% 18+_AP_Ind	1.5%
18+_AP_Asn	108649
% 18+_AP_Asn	17.09%



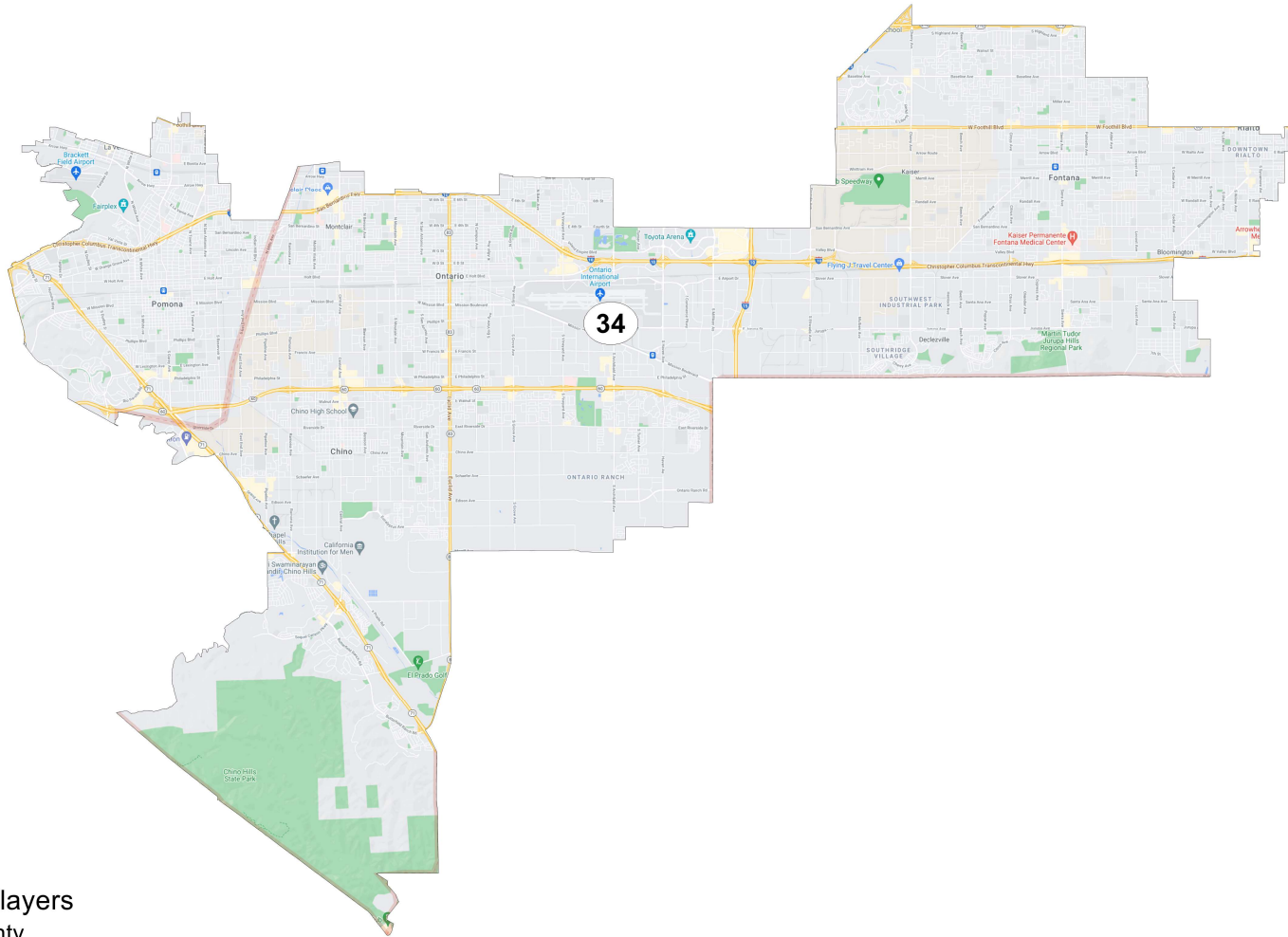
# District: 33



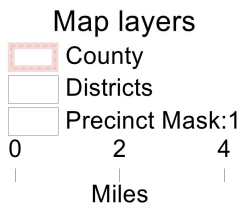
Field	Value
District	33
Population	760351
Deviation	1
% Deviation	0%
% D 16_Pres	85.3%
% R 16_Pres	14.7%
% NH CVAP 19	69.7%
% NH White CVAP 19	43.0%
% NH Black CVAP 19	5.8%
% NH Asian CVAP 19	19.4%
% H CVAP 19	30.3%
ernate Schwartzberg	1.84
Polsby Popper	0.29
Perimeter	51.65
Reock	0.54
NH_Wht	262991
% NH_Wht	34.59%
AP_BlK	41530
% AP_BlK	5.46%
% AP_Ind	3.38%
AP_Asn	156545
% AP_Asn	20.59%
AP_Oth	250639
% AP_Oth	32.96%
Hispanic Origin	297347
% Hispanic Origin	39.11%
18+_Pop	644349
NH18+_Wht	235521
% NH18+_Wht	36.55%
18+_AP_BlK	35531
% 18+_AP_BlK	5.51%
18+_AP_Ind	20608
% 18+_AP_Ind	3.2%
18+_AP_Asn	137019
% 18+_AP_Asn	21.26%



# District: 34

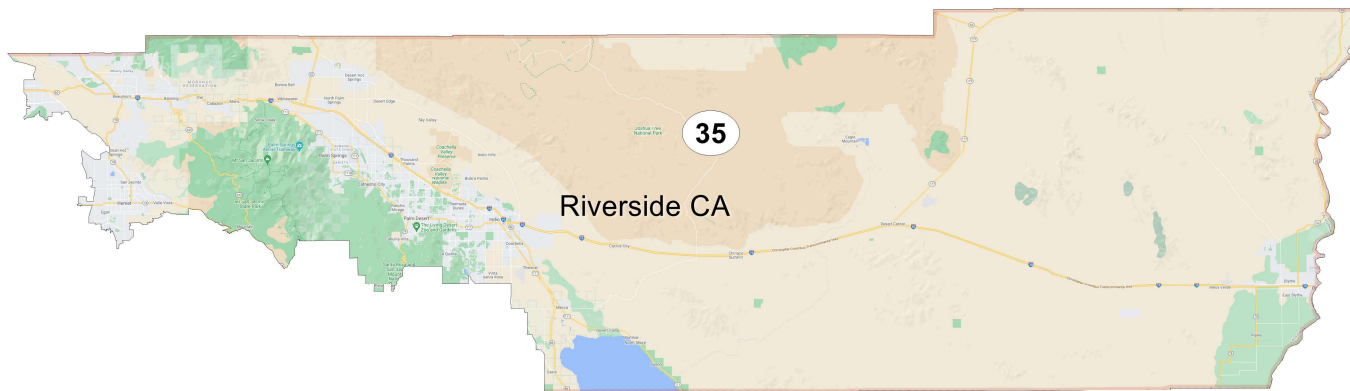


Field	Value
District	34
Population	760348
Deviation	-2
% Deviation	-0%
% D 16_Pres	70.5%
% R 16_Pres	29.5%
% NH CVAP 19	38.8%
% NH White CVAP 19	20.3%
% NH Black CVAP 19	7.9%
% NH Asian CVAP 19	9.0%
% H CVAP 19	61.2%
ernate Schwartzberg	2.27
Polsby Popper	0.19
Perimeter	107.57
Reock	0.32
NH_Wht	95668
% NH_Wht	12.58%
AP_BlK	56532
% AP_BlK	7.44%
% AP_Ind	4.11%
AP_Asn	88275
% AP_Asn	11.61%
AP_Oth	420197
% AP_Oth	55.26%
Hispanic Origin	523158
% Hispanic Origin	68.81%
18+_Pop	570295
NH18+_Wht	82519
% NH18+_Wht	14.47%
18+_AP_BlK	41983
% 18+_AP_BlK	7.36%
18+_AP_Ind	23130
% 18+_AP_Ind	4.06%
18+_AP_Asn	69496
% 18+_AP_Asn	12.19%








# District: 35



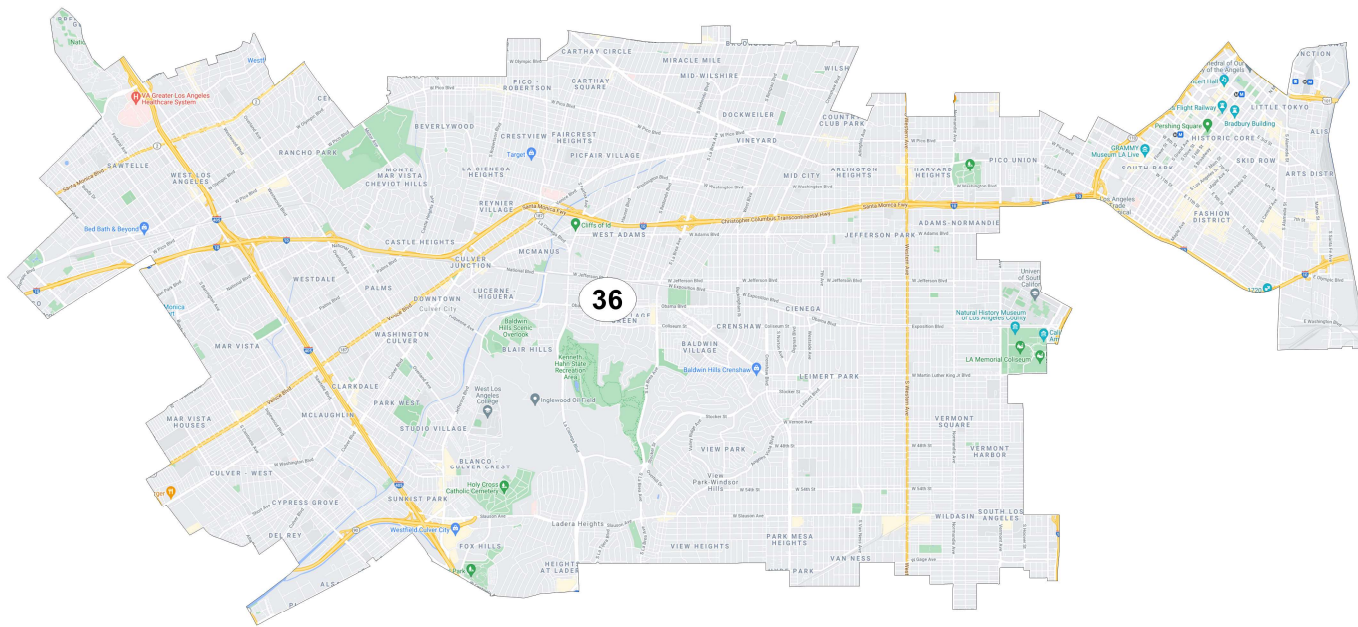
Field	Value
District	35
Population	760356
Deviation	6
% Deviation	0%
% D 16_Pres	55.0%
% R 16_Pres	45.0%
% NH CVAP 19	62.2%
% NH White CVAP 19	51.7%
% NH Black CVAP 19	5.3%
% NH Asian CVAP 19	3.5%
% H CVAP 19	37.8%
ernate Schwartzberg	1.77
Polsby Popper	0.32
Perimeter	460.09
Reock	0.27
NH_Wht	278865
% NH_Wht	36.68%
AP_BlK	48901
% AP_BlK	6.43%
% AP_Ind	4.04%
AP_Asn	37652
% AP_Asn	4.95%
AP_Oth	307944
% AP_Oth	40.5%
Hispanic Origin	387941
% Hispanic Origin	51.02%
18+_Pop	589347
NH18+_Wht	249867
% NH18+_Wht	42.4%
18+_AP_BlK	33776
% 18+_AP_BlK	5.73%
18+_AP_Ind	22082
% 18+_AP_Ind	3.75%
18+_AP_Asn	28625
% 18+_AP_Asn	4.86%

## Map layers

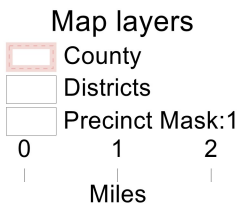
-  County
-  Districts
-  Precinct Mask:1



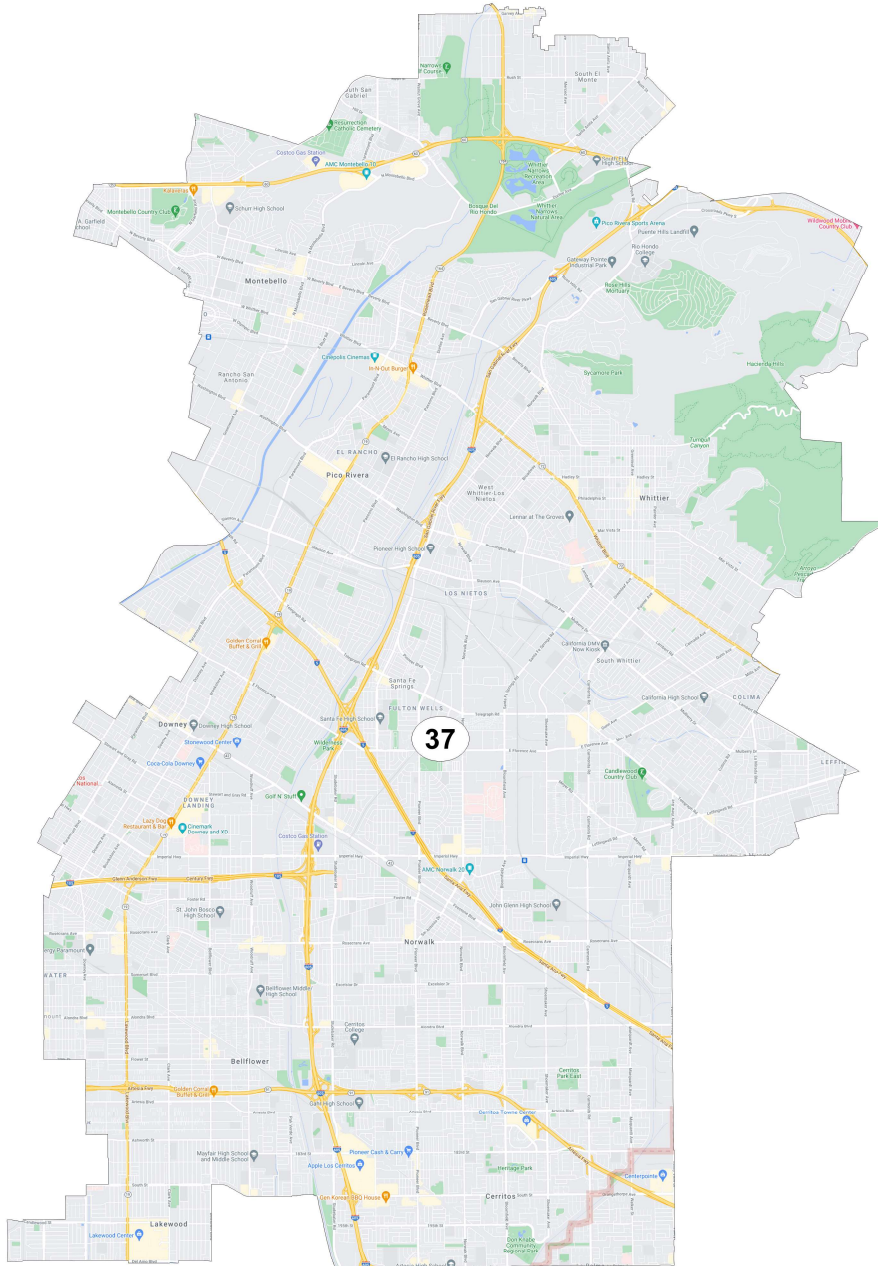
# District: 36



Field	Value
District	36
Population	760348
Deviation	-2
% Deviation	-0%
% D 16_Pres	89.6%
% R 16_Pres	10.4%
% NH CVAP 19	72.4%
% NH White CVAP 19	31.8%
% NH Black CVAP 19	26.2%
% NH Asian CVAP 19	12.9%
% H CVAP 19	27.6%
ernate Schwartzberg	2.21
Polsby Popper	0.2
Perimeter	59.99
Reock	0.35
NH_Wht	202469
% NH_Wht	26.63%
AP_BlK	157981
% AP_BlK	20.78%
% AP_Ind	3.2%
AP_Asn	111397
% AP_Asn	14.65%
AP_Oth	250044
% AP_Oth	32.89%
Hispanic Origin	288051
% Hispanic Origin	37.88%
18+_Pop	633178
NH18+_Wht	178825
% NH18+_Wht	28.24%
18+_AP_BlK	132487
% 18+_AP_BlK	20.92%
18+_AP_Ind	19491
% 18+_AP_Ind	3.08%
18+_AP_Asn	97039
% 18+_AP_Asn	15.33%

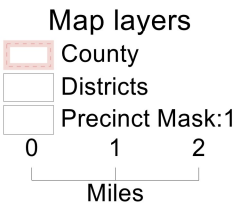


# District: 37



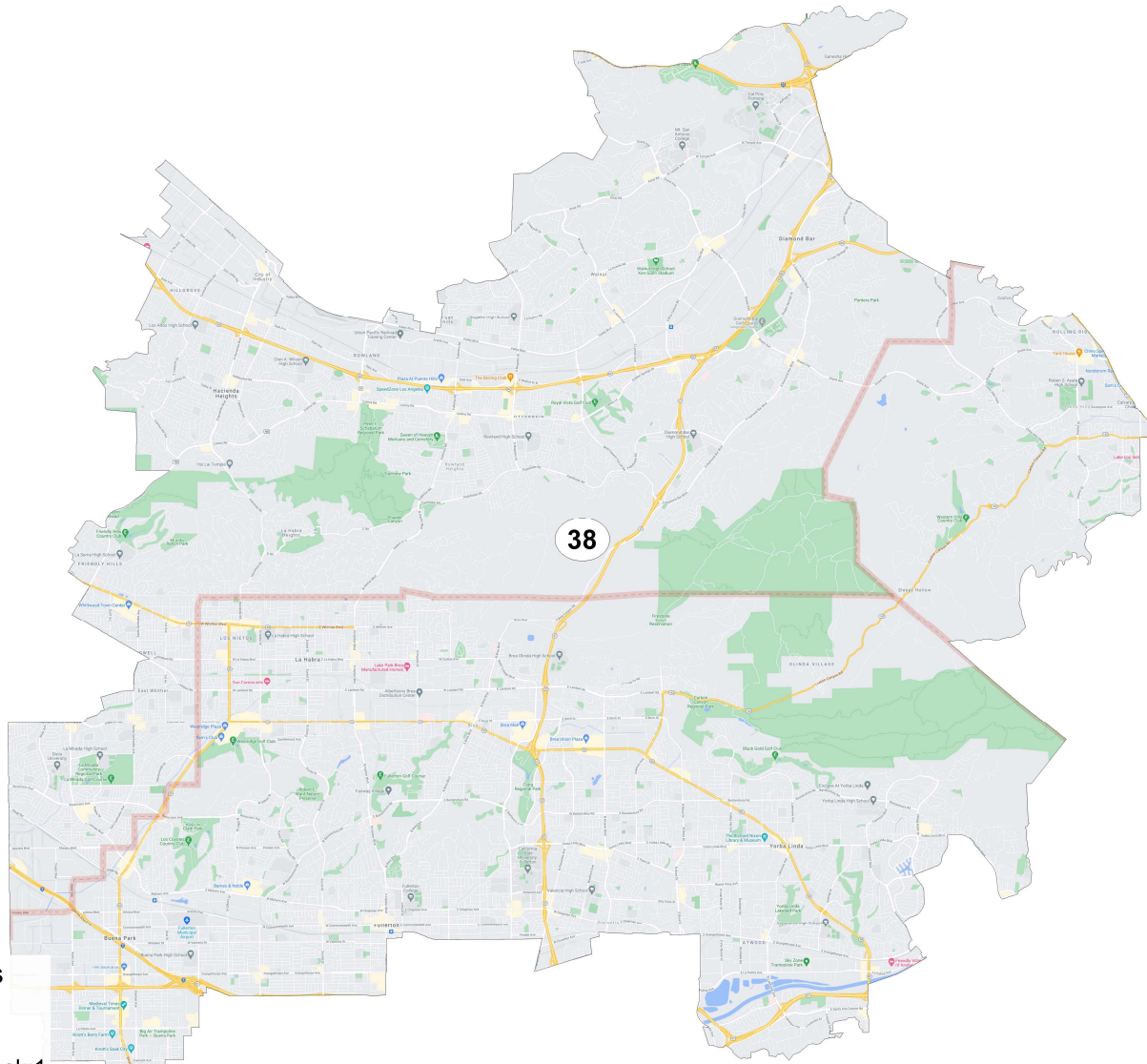
©2021 CALIPER

Field	Value
District	37
Population	760348
Deviation	-2
% Deviation	-0%
% D 16_Pres	74.4%
% R 16_Pres	25.6%
% NH CVAP 19	38.9%
% NH White CVAP 19	17.2%
% NH Black CVAP 19	5.1%
% NH Asian CVAP 19	15.4%
% H CVAP 19	61.1%
ernate Schwartzberg	1.83
Polsby Popper	0.3
Perimeter	66.87
Reock	0.51
NH_Wht	87323
% NH_Wht	11.48%
AP_BlK	40112
% AP_BlK	5.28%
AP_Ind	3.91%
AP_Asn	122864
% AP_Asn	16.16%
AP_Oth	407300
% AP_Oth	53.57%
Hispanic Origin	512531
% Hispanic Origin	67.41%
18+_Pop	595263
NH18+_Wht	77388
% NH18+_Wht	13%
18+_AP_BlK	30031
% 18+_AP_BlK	5.04%
18+_AP_Ind	23392
% 18+_AP_Ind	3.93%
18+_AP_Asn	100787
% 18+_AP_Asn	16.93%
18+_AP_Hwn	3681
% 18+_AP_Hwn	0.62%
18+_AP_Oth	308703
% 18+_AP_Oth	51.86%
H18+_Pop	385633

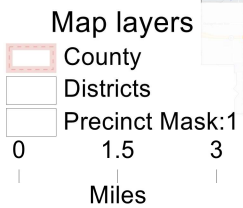




# District: 38

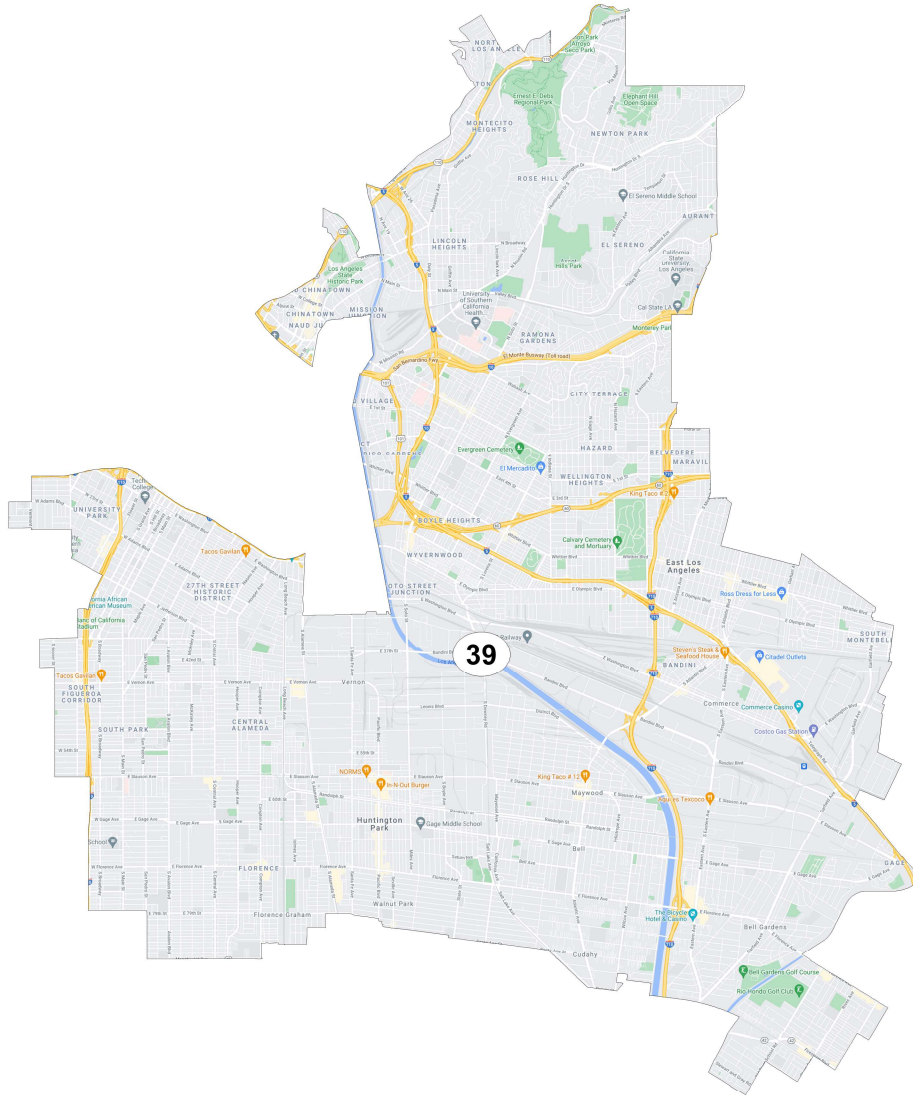


Field	Value
District	38
Population	760351
Deviation	1
% Deviation	0%
% D 16_Pres	55.3%
% R 16_Pres	44.7%
% NH CVAP 19	69.4%
% NH White CVAP 19	36.0%
% NH Black CVAP 19	2.7%
% NH Asian CVAP 19	29.4%
% H CVAP 19	30.6%
ernate Schwartzberg	1.93
Polsby Popper	0.27
Perimeter	95.34
Reock	0.53
NH_Wht	197217
% NH_Wht	25.94%
AP_BlK	23541
% AP_BlK	3.1%
% AP_Ind	2.59%
AP_Asn	266533
% AP_Asn	35.05%
AP_Oth	212775
% AP_Oth	27.98%
Hispanic Origin	272595
% Hispanic Origin	35.85%
18+_Pop	606983
NH18+_Wht	171410
% NH18+_Wht	28.24%
18+_AP_BlK	17679
% 18+_AP_BlK	2.91%
18+_AP_Ind	15010
% 18+_AP_Ind	2.47%
18+_AP_Asn	213200
% 18+_AP_Asn	35.12%



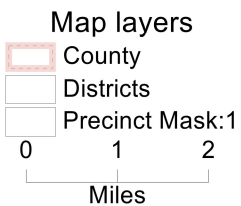


# District: 39

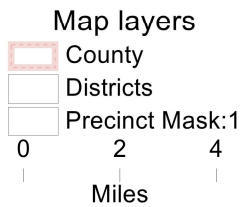
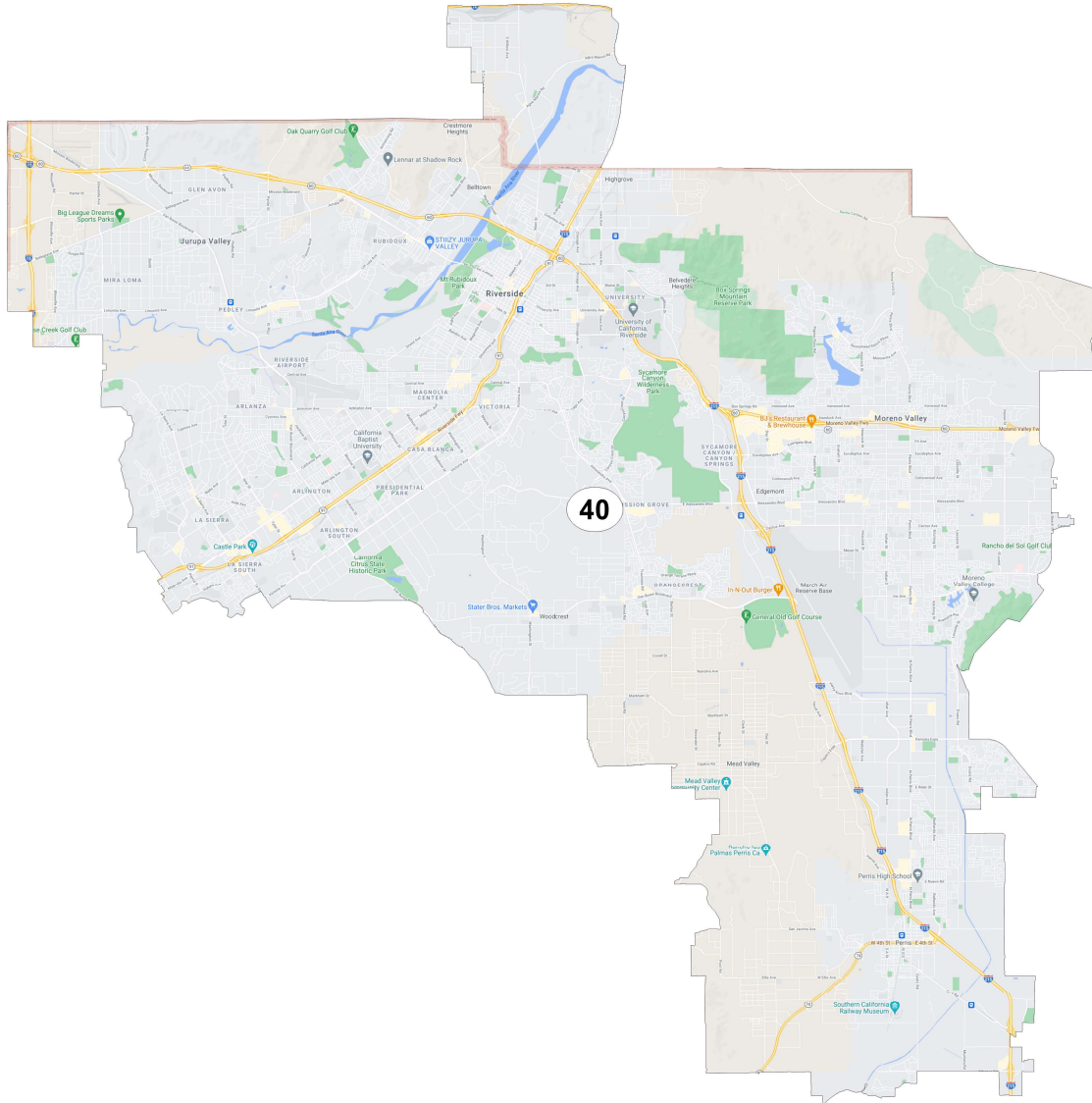


Field	Value
District	39
Population	760358
Deviation	8
% Deviation	0%
% D 16_Pres	91.3%
% R 16_Pres	8.7%
% NH CVAP 19	19.8%
% NH White CVAP 19	6.3%
% NH Black CVAP 19	6.6%
% NH Asian CVAP 19	6.2%
% H CVAP 19	80.2%
ernate Schwartzberg	2.07
Polsby Popper	0.23
Perimeter	57.33
Reock	0.5
NH_Wht	28503
% NH_Wht	3.75%
AP_BlK	38576
% AP_BlK	5.07%
% AP_Ind	4.69%
AP_Asn	38634
% AP_Asn	5.08%
AP_Oth	549316
% AP_Oth	72.24%
Hispanic Origin	657746
% Hispanic Origin	86.5%
18+_Pop	567117
NH18+_Wht	24641
% NH18+_Wht	4.34%
18+_AP_BlK	29042
% 18+_AP_BlK	5.12%
18+_AP_Ind	27637
% 18+_AP_Ind	4.87%
18+_AP_Asn	33112
% 18+_AP_Asn	5.84%
18+_AP_Hwn	1224
% 18+_AP_Hwn	0.22%
18+_AP_Oth	403697
% 18+_AP_Oth	71.18%
H18+_Pop	481571

©2021 CALIPER



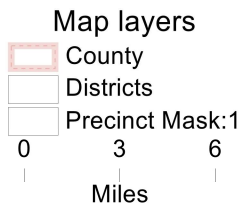
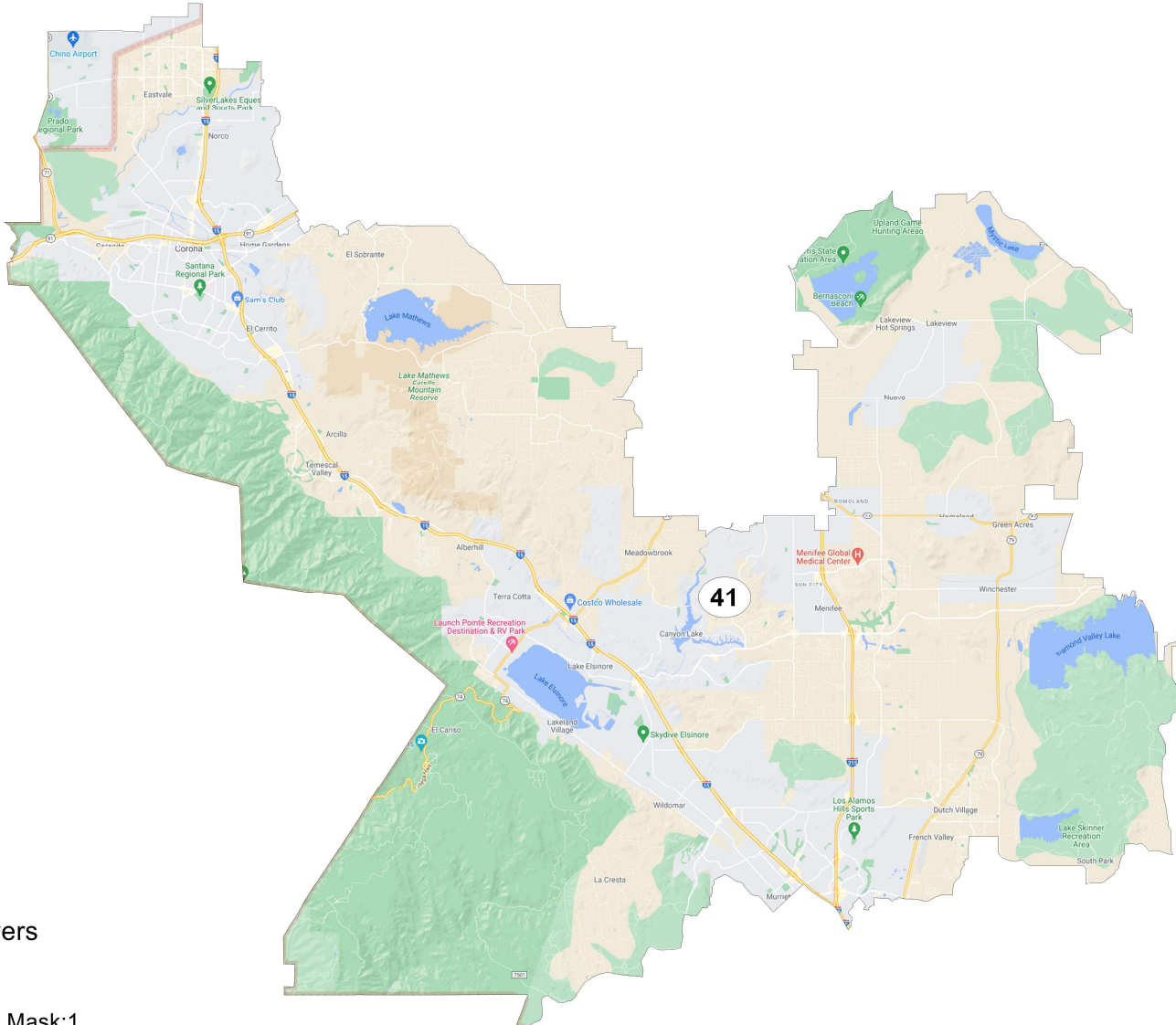
# District: 40



©2021 CALIPER

Field	Value
District	40
Population	760352
Deviation	2
% Deviation	0%
% D 16_Pres	64.5%
% R 16_Pres	35.5%
% NH CVAP 19	49.2%
% NH White CVAP 19	30.1%
% NH Black CVAP 19	11.1%
% NH Asian CVAP 19	6.7%
% H CVAP 19	50.8%
ernate Schwartzberg	1.81
Polsby Popper	0.31
Perimeter	107.63
Reock	0.41
NH_Wht	151873
% NH_Wht	19.97%
AP_BlK	80616
% AP_BlK	10.6%
% AP_Ind	3.92%
AP_Asn	56877
% AP_Asn	7.48%
AP_Oth	382014
% AP_Oth	50.24%
Hispanic Origin	471338
% Hispanic Origin	61.99%
18+_Pop	563933
NH18+_Wht	129047
% NH18+_Wht	22.88%
18+_AP_BlK	58005
% 18+_AP_BlK	10.29%
18+_AP_Ind	21774
% 18+_AP_Ind	3.86%
18+_AP_Asn	44304
% 18+_AP_Asn	7.86%

# District: 41

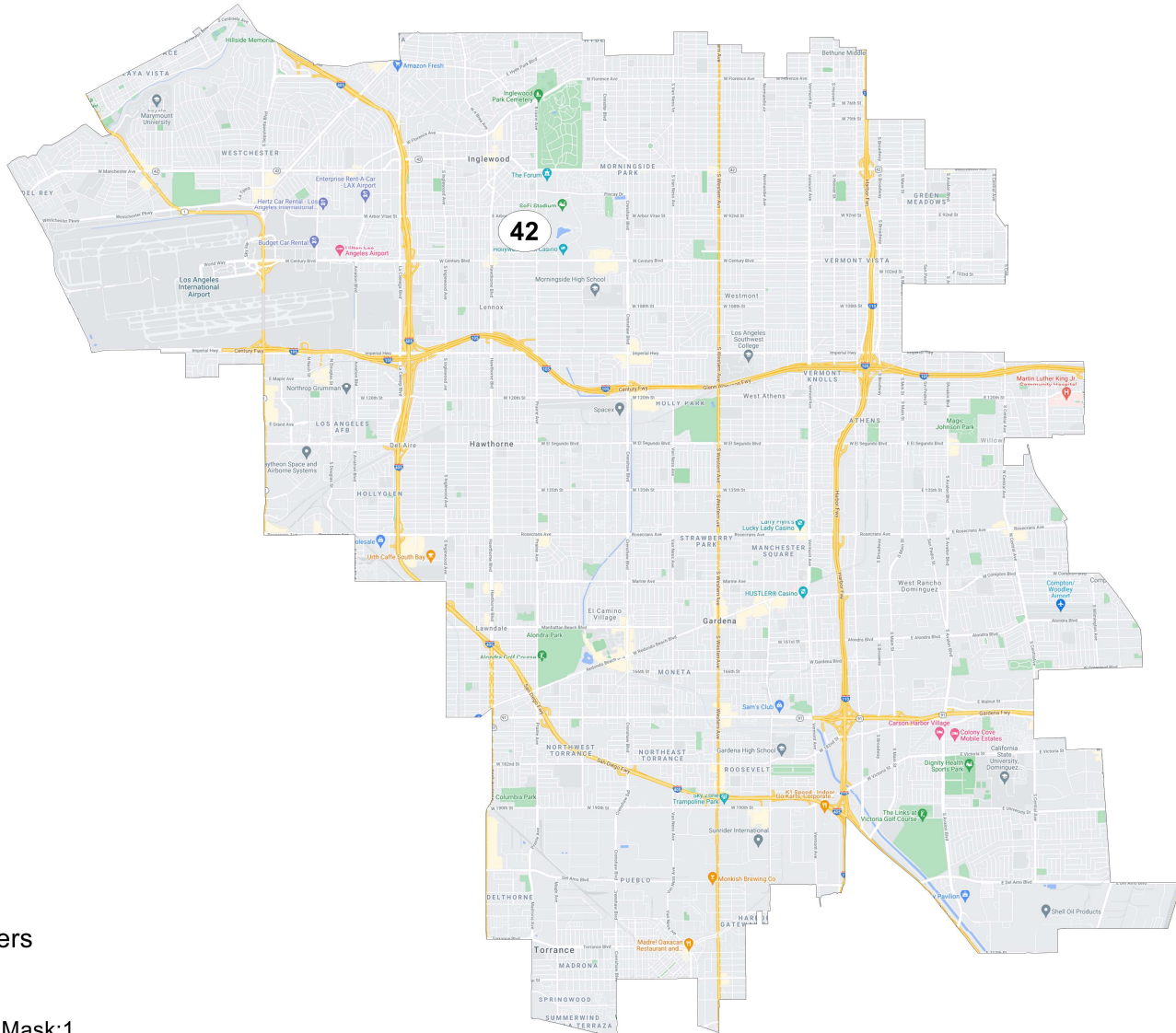


©2021 CALIPER

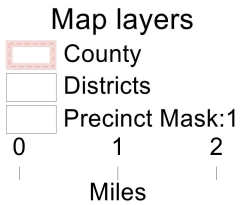
Field	Value
District	41
Population	760351
Deviation	1
% Deviation	0%
% D 16_Pres	44.5%
% R 16_Pres	55.5%
% NH CVAP 19	66.7%
% NH White CVAP 19	47.6%
% NH Black CVAP 19	6.9%
% NH Asian CVAP 19	10.1%
% H CVAP 19	33.3%
ernate Schwartzberg	2.28
Polsby Popper	0.19
Perimeter	213.06
Reock	0.39
NH_Wht	280084
% NH_Wht	36.84%
AP_BlK	61219
% AP_BlK	8.05%
% AP_Ind	3.46%
AP_Asn	106738
% AP_Asn	14.04%
AP_Oth	237708
% AP_Oth	31.26%
Hispanic Origin	308728
% Hispanic Origin	40.6%
18+_Pop	566793
NH18+_Wht	225981
% NH18+_Wht	39.87%
18+_AP_BlK	43198
% 18+_AP_BlK	7.62%
18+_AP_Ind	18849
% 18+_AP_Ind	3.33%
18+_AP_Asn	78029
% 18+_AP_Asn	13.77%



# District: 42



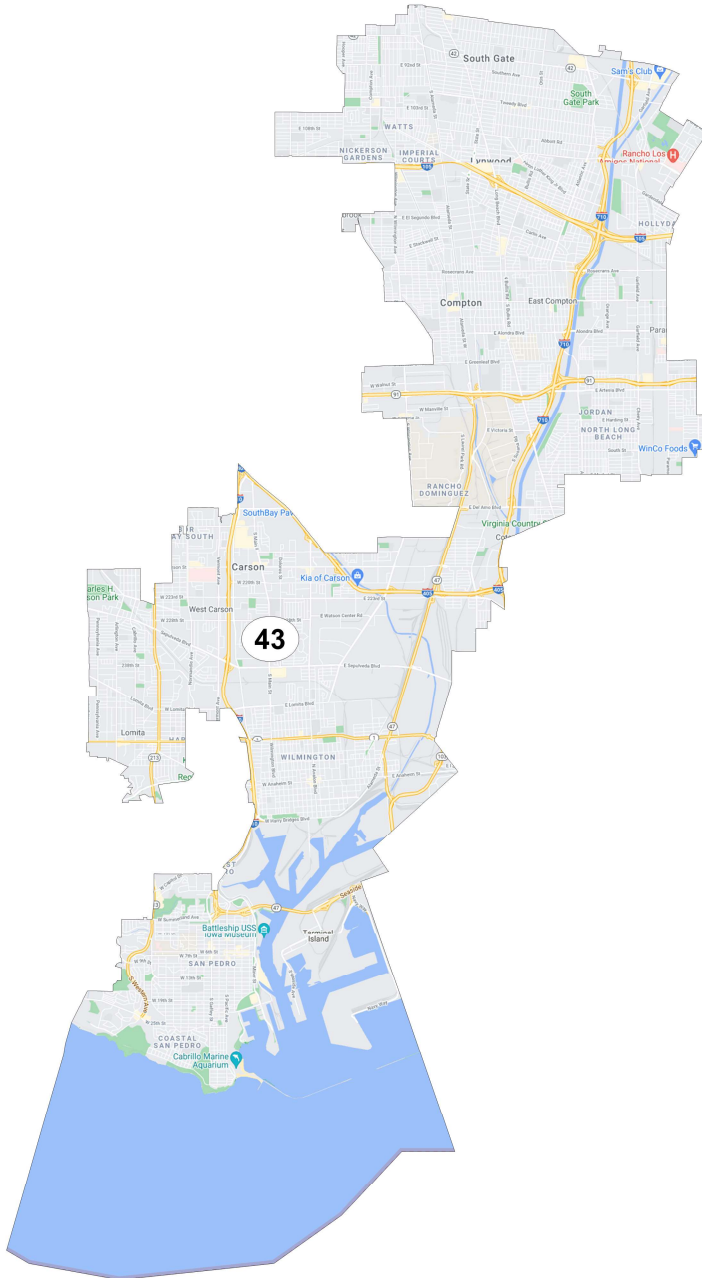
©2021 CALIPER



Field	Value
District	42
Population	760360
Deviation	10
% Deviation	0%
% D 16_Pres	86.9%
% R 16_Pres	13.1%
% NH CVAP 19	63.8%
% NH White CVAP 19	15.2%
% NH Black CVAP 19	36.3%
% NH Asian CVAP 19	10.3%
% H CVAP 19	36.3%
ernate Schwartzberg	1.86
Polsby Popper	0.29
Perimeter	59.63
Reock	0.45
NH_Wht	82325
% NH_Wht	10.83%
AP_Blk	223197
% AP_Blk	29.35%
% AP_Ind	3.23%
AP_Asn	87725
% AP_Asn	11.54%
AP_Oth	320143
% AP_Oth	42.1%
Hispanic Origin	370396
% Hispanic Origin	48.71%
18+_Pop	588239
NH18+_Wht	71888
% NH18+_Wht	12.22%
18+_AP_Blk	176533
% 18+_AP_Blk	30.01%
18+_AP_Ind	18889
% 18+_AP_Ind	3.21%
18+_AP_Asn	71579
% 18+_AP_Asn	12.17%

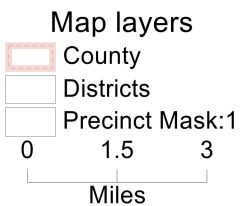


# District: 43

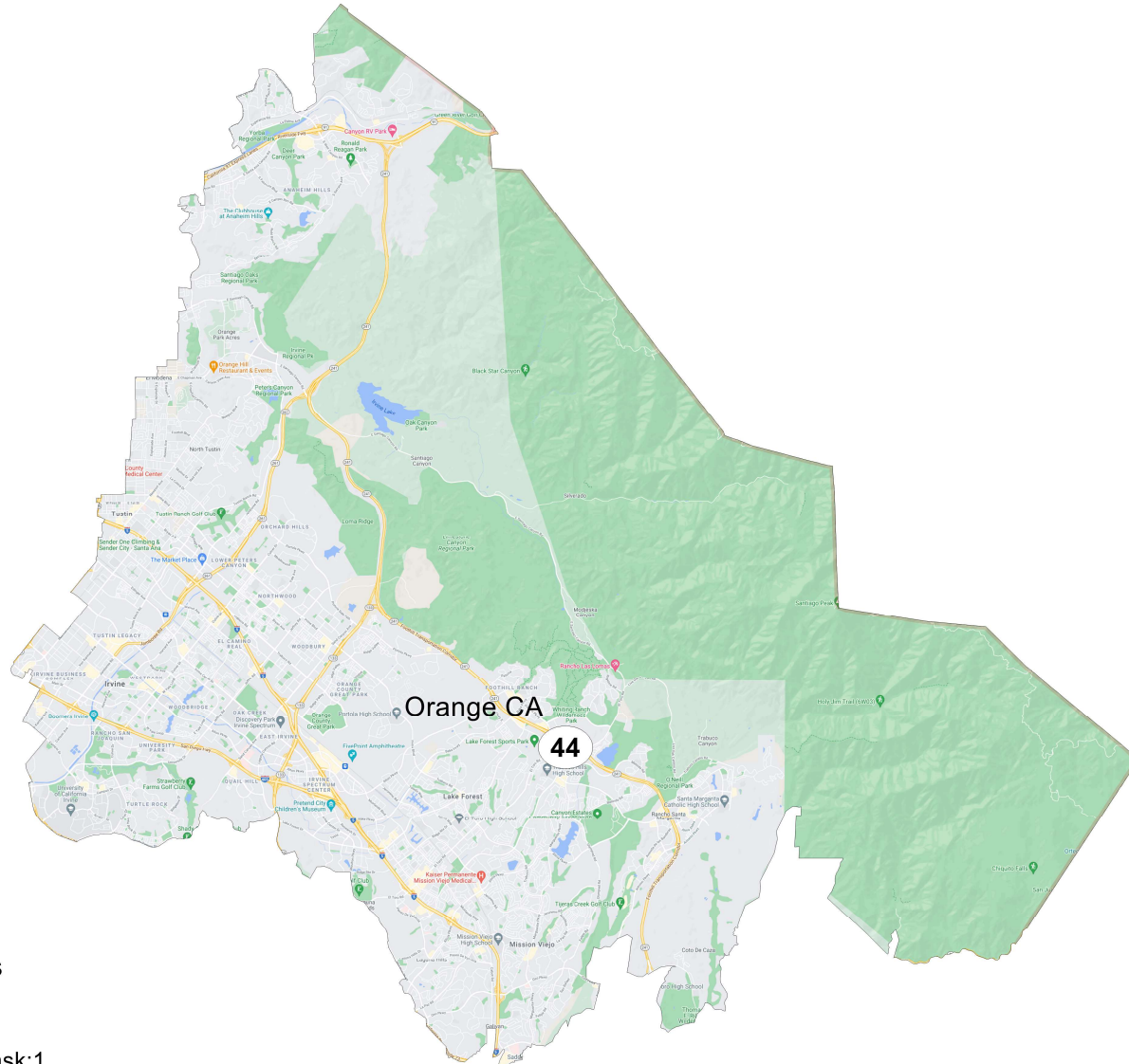


©2021 CALIPER

Field	Value
District	43
Population	760351
Deviation	1
% Deviation	0%
% D 16_Pres	82.6%
% R 16_Pres	17.4%
% NH CVAP 19	41.5%
% NH White CVAP 19	14.2%
% NH Black CVAP 19	14.6%
% NH Asian CVAP 19	10.7%
% H CVAP 19	58.5%
ernate Schwartzberg	2.54
Polsby Popper	0.15
Perimeter	91.98
Reock	0.26
NH_Wht	67333
% NH_Wht	8.86%
AP_BlK	91600
% AP_BlK	12.05%
% AP_Ind	3.9%
AP_Asn	77769
% AP_Asn	10.23%
AP_Oth	437817
% AP_Oth	57.58%
Hispanic Origin	524355
% Hispanic Origin	68.96%
18+_Pop	573682
NH18+_Wht	59909
% NH18+_Wht	10.44%
18+_AP_BlK	68600
% 18+_AP_BlK	11.96%
18+_AP_Ind	23036
% 18+_AP_Ind	4.02%
18+_AP_Asn	63760
% 18+_AP_Asn	11.11%
18+_AP_Hwn	6345
% 18+_AP_Hwn	1.11%
18+_AP_Oth	318261
% 18+_AP_Oth	55.48%
H18+_Pop	378927



# District: 44



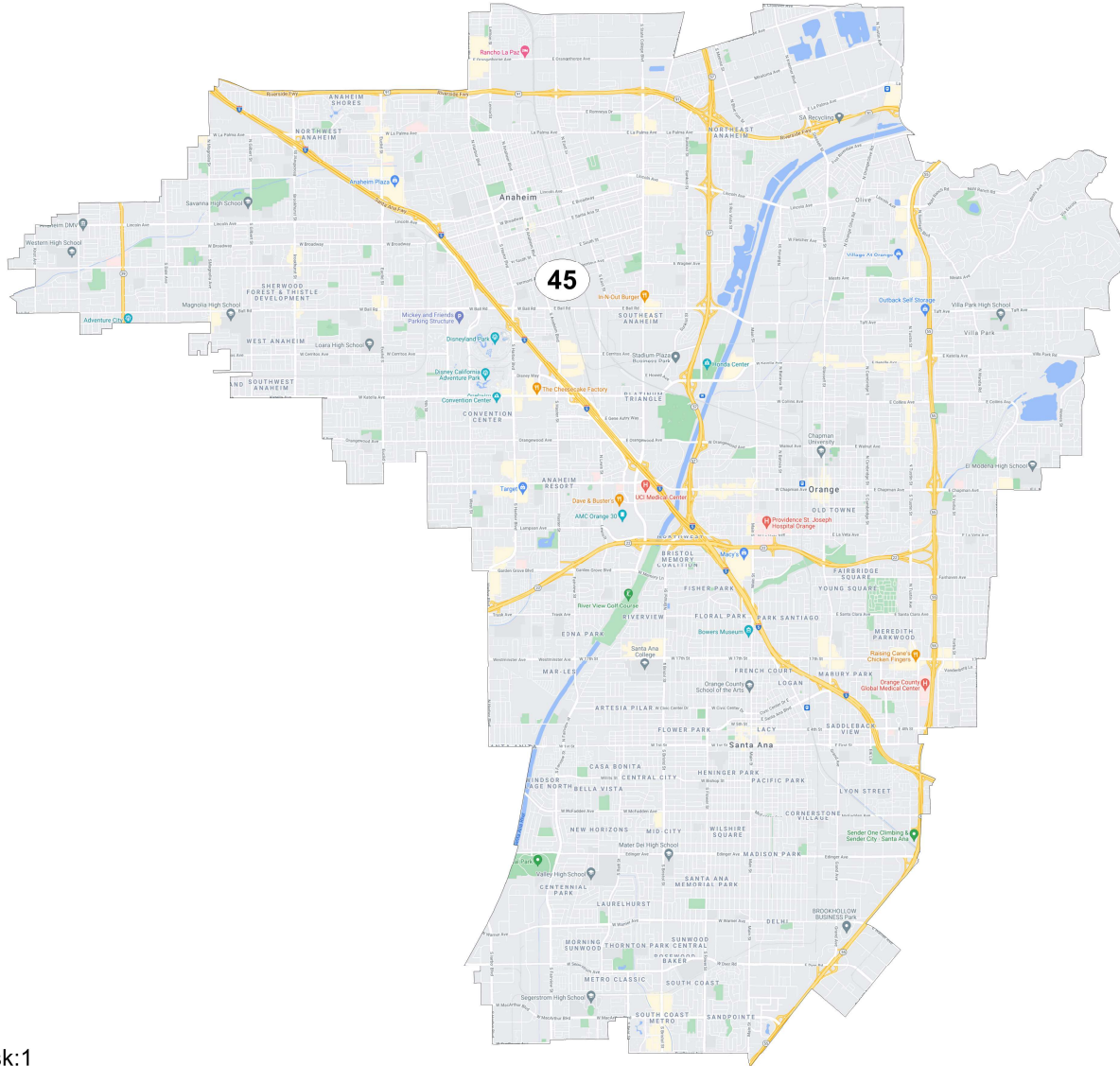
©2021 CALIPER

Field	Value
District	44
Population	760354
Deviation	4
% Deviation	0%
% D 16_Pres	53.1%
% R 16_Pres	46.9%
% NH CVAP 19	85.2%
% NH White CVAP 19	58.8%
% NH Black CVAP 19	2.1%
% NH Asian CVAP 19	23.2%
% H CVAP 19	14.8%
ernate Schwartzberg	1.77
Polsby Popper	0.32
Perimeter	112.43
Reock	0.53
NH_Wht	343239
% NH_Wht	45.14%
AP_BlK	21867
% AP_BlK	2.88%
% AP_Ind	1.8%
AP_Asn	247210
% AP_Asn	32.51%
AP_Oth	111142
% AP_Oth	14.62%
Hispanic Origin	141321
% Hispanic Origin	18.59%
18+_Pop	604746
NH18+_Wht	289102
% NH18+_Wht	47.81%
18+_AP_BlK	16260
% 18+_AP_BlK	2.69%
18+_AP_Ind	10292
% 18+_AP_Ind	1.7%
18+_AP_Asn	187733
% 18+_AP_Asn	31.04%

### Map layers

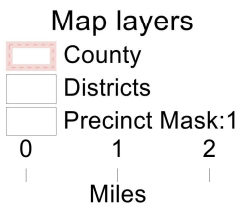
- County
  - Districts
  - Precinct Mask:1
- 0 2.5 5  
Miles

# District: 45

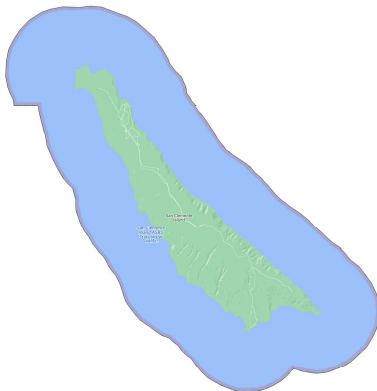
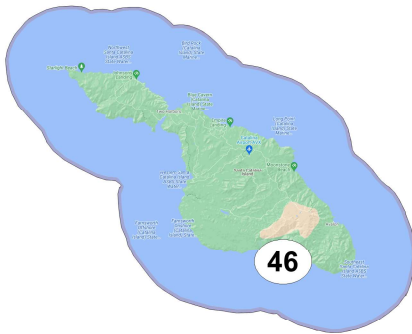
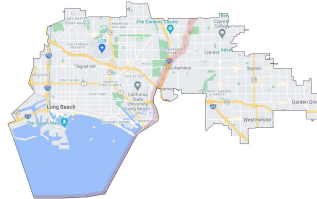


©2021 CALIPER

Field	Value
District	45
Population	760347
Deviation	-3
% Deviation	-0%
% D 16_Pres	67.9%
% R 16_Pres	32.1%
% NH CVAP 19	50.8%
% NH White CVAP 19	30.0%
% NH Black CVAP 19	2.5%
% NH Asian CVAP 19	17.1%
% H CVAP 19	49.2%
ernate Schwartzberg	1.79
Polsby Popper	0.31
Perimeter	57.71
Reock	0.53
NH_Wht	131939
% NH_Wht	17.35%
AP_BlK	20348
% AP_BlK	2.68%
% AP_Ind	4.43%
AP_Asn	116841
% AP_Asn	15.37%
AP_Oth	398005
% AP_Oth	52.35%
Hispanic Origin	488981
% Hispanic Origin	64.31%
18+_Pop	582693
NH18+_Wht	116868
% NH18+_Wht	20.06%
18+_AP_BlK	15254
% 18+_AP_BlK	2.62%
18+_AP_Ind	25124
% 18+_AP_Ind	4.31%
18+_AP_Asn	95943
% 18+_AP_Asn	16.47%

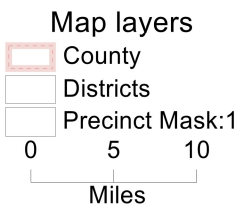


# District: 46



©2021 CALIPER

Field	Value
District	46
Population	760347
Deviation	-3
% Deviation	-0%
% D 16_Pres	66.5%
% R 16_Pres	33.5%
% NH CVAP 19	73.2%
% NH White CVAP 19	39.6%
% NH Black CVAP 19	8.4%
% NH Asian CVAP 19	23.2%
% H CVAP 19	26.8%
ernate Schwartzberg	2.37
Polsby Popper	0.18
Perimeter	217.53
Reock	0.14
NH_Wht	214622
% NH_Wht	28.23%
AP_BlK	66786
% AP_BlK	8.78%
% AP_Ind	3.11%
AP_Asn	196820
% AP_Asn	25.89%
AP_Oth	225994
% AP_Oth	29.72%
Hispanic Origin	279785
% Hispanic Origin	36.8%
18+_Pop	605536
NH18+_Wht	189078
% NH18+_Wht	31.22%
18+_AP_BlK	50590
% 18+_AP_BlK	8.35%
18+_AP_Ind	18274
% 18+_AP_Ind	3.02%
18+_AP_Asn	156384
% 18+_AP_Asn	25.83%
18+_AP_Hwn	6634
% 18+_AP_Hwn	1.1%
18+_AP_Oth	166468
% 18+_AP_Oth	27.49%
H18+_Pop	202827



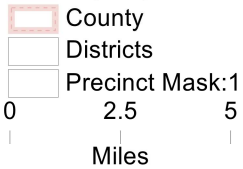


# District: 47

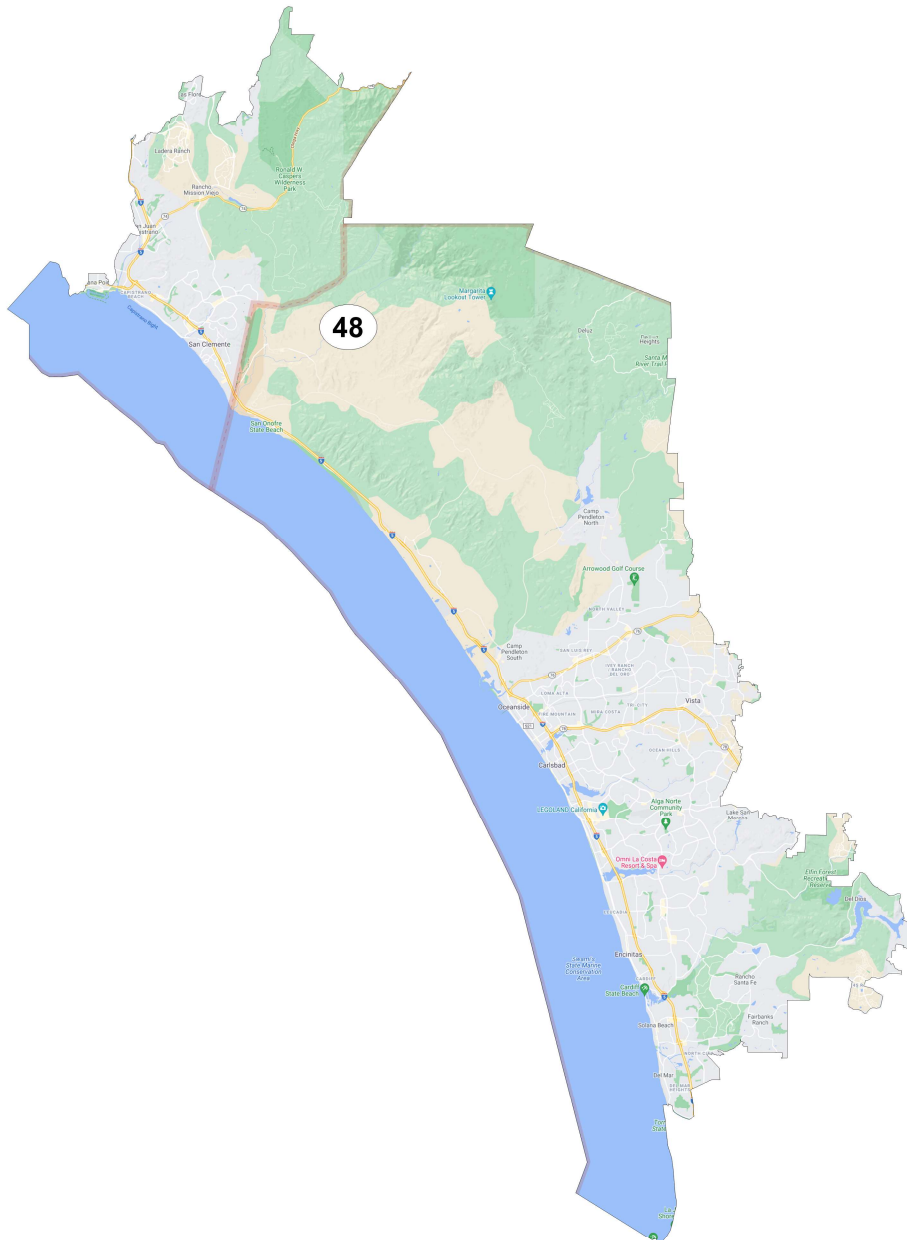


Field	Value
District	47
Population	760351
Deviation	1
% Deviation	0%
% D 16_Pres	50.9%
% R 16_Pres	49.1%
% NH CVAP 19	85.0%
% NH White CVAP 19	62.5%
% NH Black CVAP 19	1.7%
% NH Asian CVAP 19	19.2%
% H CVAP 19	15.0%
ernate Schwartzberg	1.85
Polsby Popper	0.29
Perimeter	108.27
Reock	0.33
NH_Wht	401071
% NH_Wht	52.75%
AP_BlK	15119
% AP_BlK	1.99%
% AP_Ind	2.23%
AP_Asn	172211
% AP_Asn	22.65%
AP_Oth	129997
% AP_Oth	17.1%
Hispanic Origin	160631
% Hispanic Origin	21.13%
18+_Pop	623170
NH18+_Wht	345065
% NH18+_Wht	55.37%
18+_AP_BlK	11326
% 18+_AP_BlK	1.82%
18+_AP_Ind	13035
% 18+_AP_Ind	2.09%
18+_AP_Asn	137965
% 18+_AP_Asn	22.14%

### Map layers

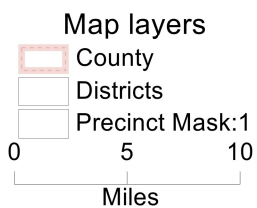


# District: 48

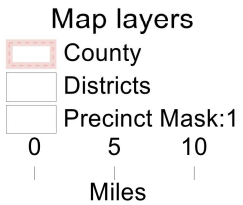
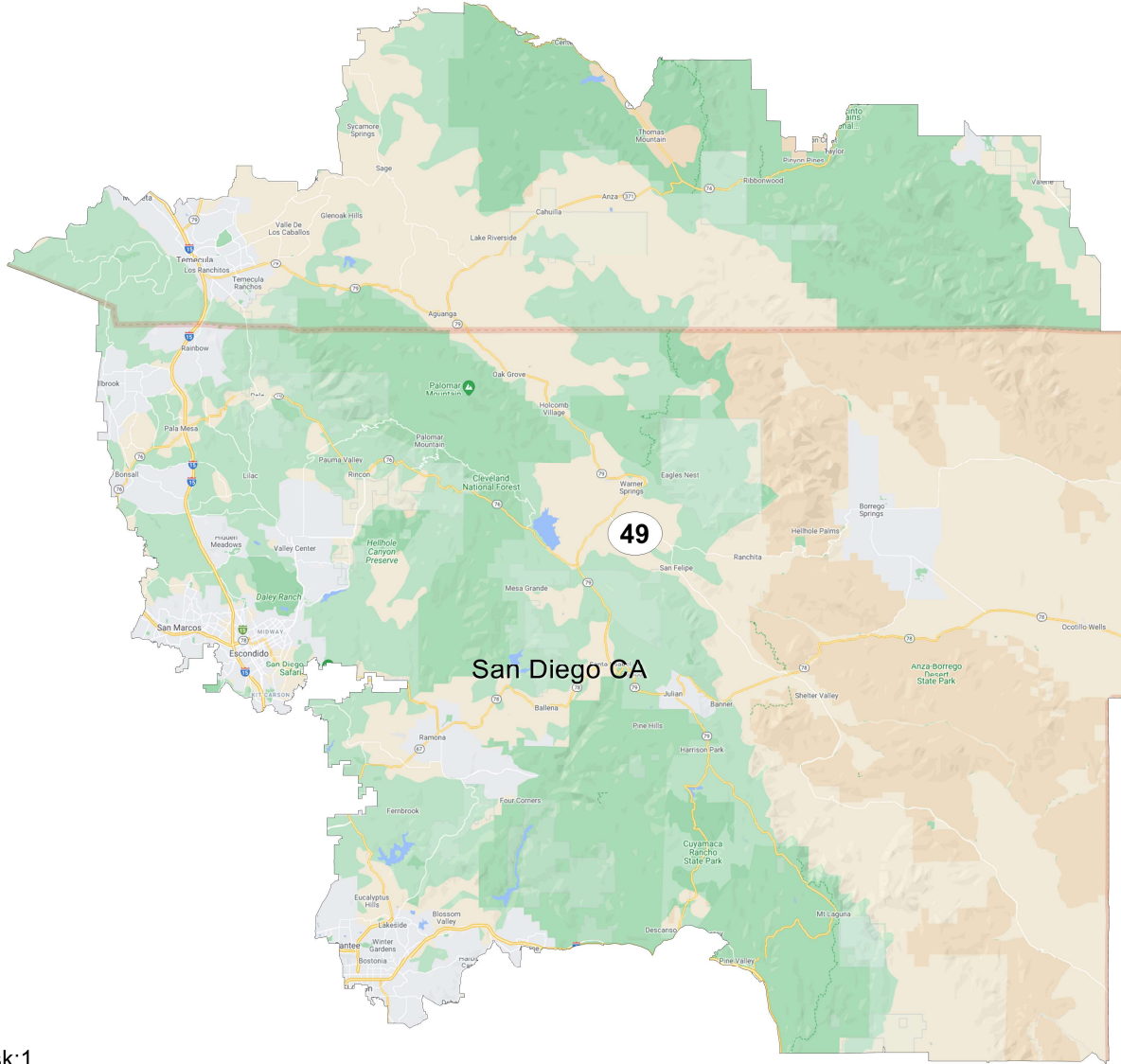


Field	Value
District	48
Population	760355
Deviation	5
% Deviation	0%
% D 16_Pres	53.7%
% R 16_Pres	46.3%
% NH CVAP 19	79.8%
% NH White CVAP 19	67.5%
% NH Black CVAP 19	3.1%
% NH Asian CVAP 19	7.5%
% H CVAP 19	20.2%
ernate Schwartzberg	2.22
Polsby Popper	0.2
Perimeter	216.66
Reock	0.3
NH_Wht	432787
% NH_Wht	56.92%
AP_BlK	27805
% AP_BlK	3.66%
% AP_Ind	2.9%
AP_Asn	83843
% AP_Asn	11.03%
AP_Oth	157335
% AP_Oth	20.69%
Hispanic Origin	203248
% Hispanic Origin	26.73%
18+_Pop	594350
NH18+_Wht	357105
% NH18+_Wht	60.08%
18+_AP_BlK	20062
% 18+_AP_BlK	3.38%
18+_AP_Ind	16469
% 18+_AP_Ind	2.77%
18+_AP_Asn	60658
% 18+_AP_Asn	10.21%
18+_AP_Hwn	5665
% 18+_AP_Hwn	0.95%
18+_AP_Oth	112726
% 18+_AP_Oth	18.97%
H18+_Pop	144028

©2021 CALIPER



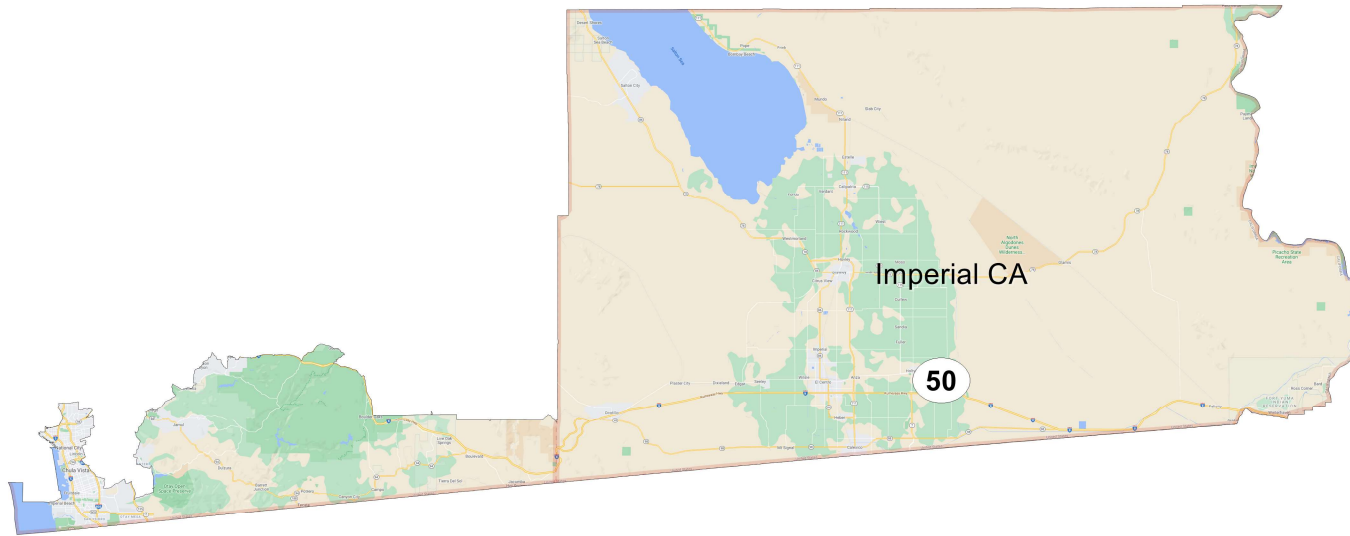
# District: 49



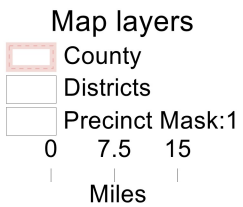
©2021 CALIPER

Field	Value
District	49
Population	760350
Deviation	0
% Deviation	0%
% D 16_Pres	41.5%
% R 16_Pres	58.5%
% NH CVAP 19	76.0%
% NH White CVAP 19	62.8%
% NH Black CVAP 19	3.6%
% NH Asian CVAP 19	6.7%
% H CVAP 19	24.0%
ernate Schwartzberg	1.87
Polsby Popper	0.29
Perimeter	397.02
Reock	0.56
NH_Wht	380392
% NH_Wht	50.03%
AP_BlK	34181
% AP_BlK	4.5%
% AP_Ind	4.25%
AP_Asn	71329
% AP_Asn	9.38%
AP_Oth	202383
% AP_Oth	26.62%
Hispanic Origin	258924
% Hispanic Origin	34.05%
18+_Pop	583059
NH18+_Wht	314856
% NH18+_Wht	54%
18+_AP_BlK	23391
% 18+_AP_BlK	4.01%
18+_AP_Ind	23109
% 18+_AP_Ind	3.96%
18+_AP_Asn	51984
% 18+_AP_Asn	8.92%

# District: 50



Field	Value
District	50
Population	760350
Deviation	0
% Deviation	0%
% D 16_Pres	73.7%
% R 16_Pres	26.3%
% NH CVAP 19	40.9%
% NH White CVAP 19	21.1%
% NH Black CVAP 19	8.3%
% NH Asian CVAP 19	9.7%
% H CVAP 19	59.1%
ernate Schwartzberg	2.02
Polsby Popper	0.25
Perimeter	518.26
Reock	0.25
NH_Wht	102426
% NH_Wht	13.47%
AP_BlK	58102
% AP_BlK	7.64%
% AP_Ind	3.62%
AP_Asn	81606
% AP_Asn	10.73%
AP_Oth	415372
% AP_Oth	54.63%
Hispanic Origin	522995
% Hispanic Origin	68.78%
18+_Pop	575618
NH18+_Wht	89069
% NH18+_Wht	15.47%
18+_AP_BlK	43292
% 18+_AP_BlK	7.52%
18+_AP_Ind	20863
% 18+_AP_Ind	3.62%
18+_AP_Asn	63761
% 18+_AP_Asn	11.08%



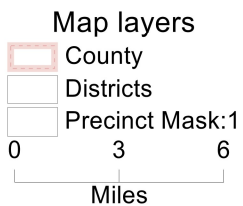


# District: 51

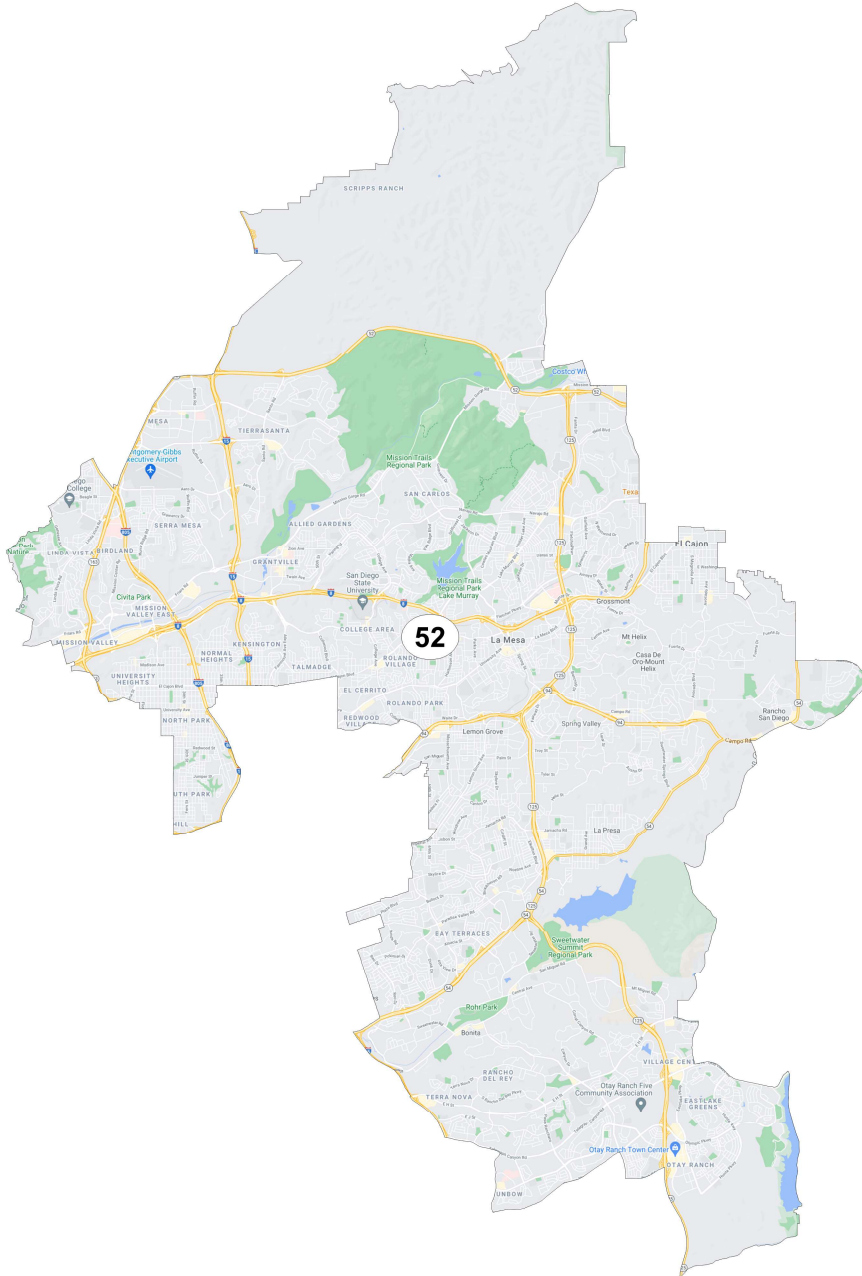


©2021 CALIPER

Field	Value
District	51
Population	760358
Deviation	8
% Deviation	0%
% D 16_Pres	64.0%
% R 16_Pres	36.0%
% NH CVAP 19	87.4%
% NH White CVAP 19	65.0%
% NH Black CVAP 19	3.6%
% NH Asian CVAP 19	17.0%
% H CVAP 19	12.6%
ernate Schwartzberg	2.73
Polsby Popper	0.13
Perimeter	178.07
Reock	0.29
NH_Wht	410985
% NH_Wht	54.05%
AP_BlK	33183
% AP_BlK	4.36%
% AP_Ind	1.91%
AP_Asn	189279
% AP_Asn	24.89%
AP_Oth	89144
% AP_Oth	11.72%
Hispanic Origin	116585
% Hispanic Origin	15.33%
18+_Pop	629306
NH18+_Wht	355779
% NH18+_Wht	56.54%
18+_AP_BlK	25619
% 18+_AP_BlK	4.07%
18+_AP_Ind	11081
% 18+_AP_Ind	1.76%
18+_AP_Asn	147344
% 18+_AP_Asn	23.41%
18+_AP_Hwn	4865
% 18+_AP_Hwn	0.77%
18+_AP_Oth	69160
% 18+_AP_Oth	10.99%
H18+_Pop	89367



# District: 52



©2021 CALIPER

Field	Value
District	52
Population	760342
Deviation	-8
% Deviation	-0%
% D 16_Pres	65.8%
% R 16_Pres	34.2%
% NH CVAP 19	73.4%
% NH White CVAP 19	48.5%
% NH Black CVAP 19	8.8%
% NH Asian CVAP 19	14.1%
% H CVAP 19	26.6%
ernate Schwartzberg	2.3
Polsby Popper	0.19
Perimeter	107.56
Reock	0.37
NH_Wht	298193
% NH_Wht	39.22%
AP_BlK	76368
% AP_BlK	10.04%
% AP_Ind	3%
AP_Asn	133196
% AP_Asn	17.52%
AP_Oth	193071
% AP_Oth	25.39%
Hispanic Origin	252693
% Hispanic Origin	33.23%
18+_Pop	603602
NH18+_Wht	256169
% NH18+_Wht	42.44%
18+_AP_BlK	54829
% 18+_AP_BlK	9.08%
18+_AP_Ind	17259
% 18+_AP_Ind	2.86%
18+_AP_Asn	103554
% 18+_AP_Asn	17.16%
18+_AP_Hwn	7287
% 18+_AP_Hwn	1.21%
18+_AP_Oth	142995
% 18+_AP_Oth	23.69%
H18+_Pop	182710

