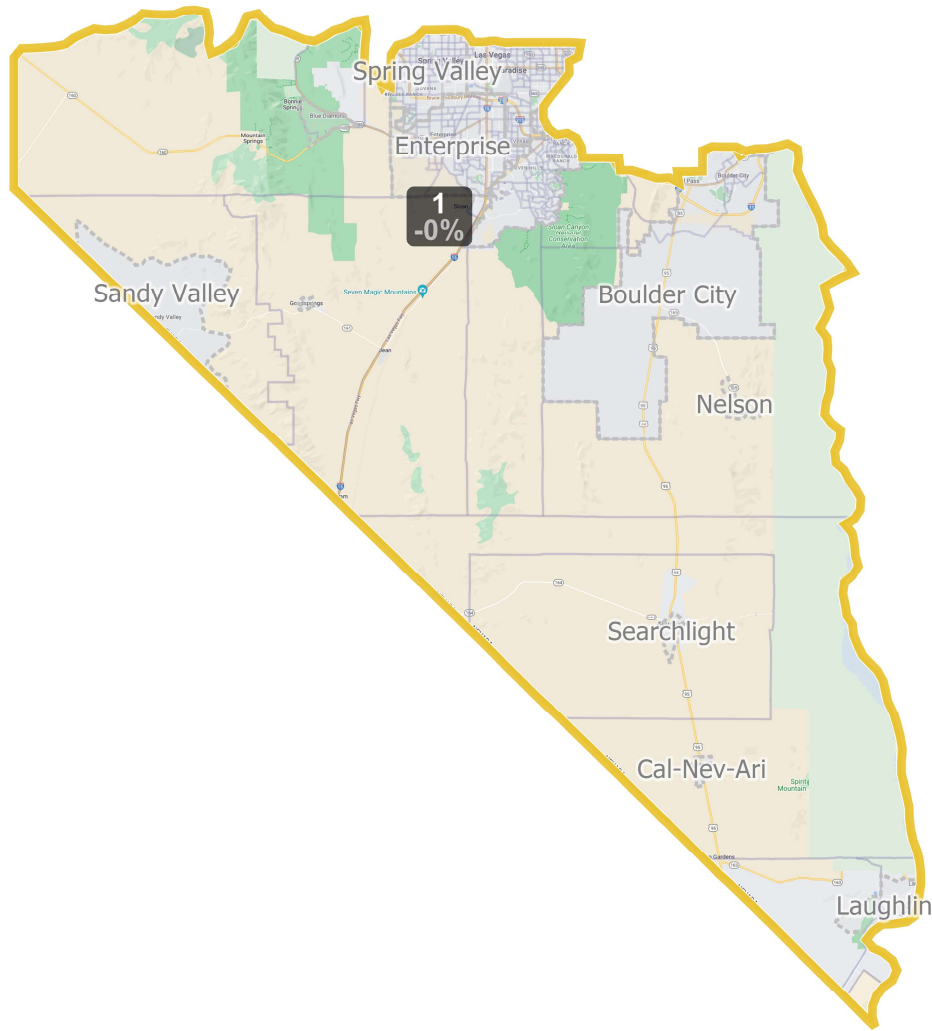
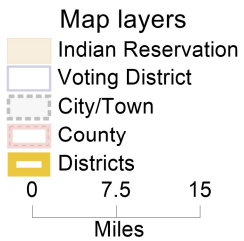


District: 1

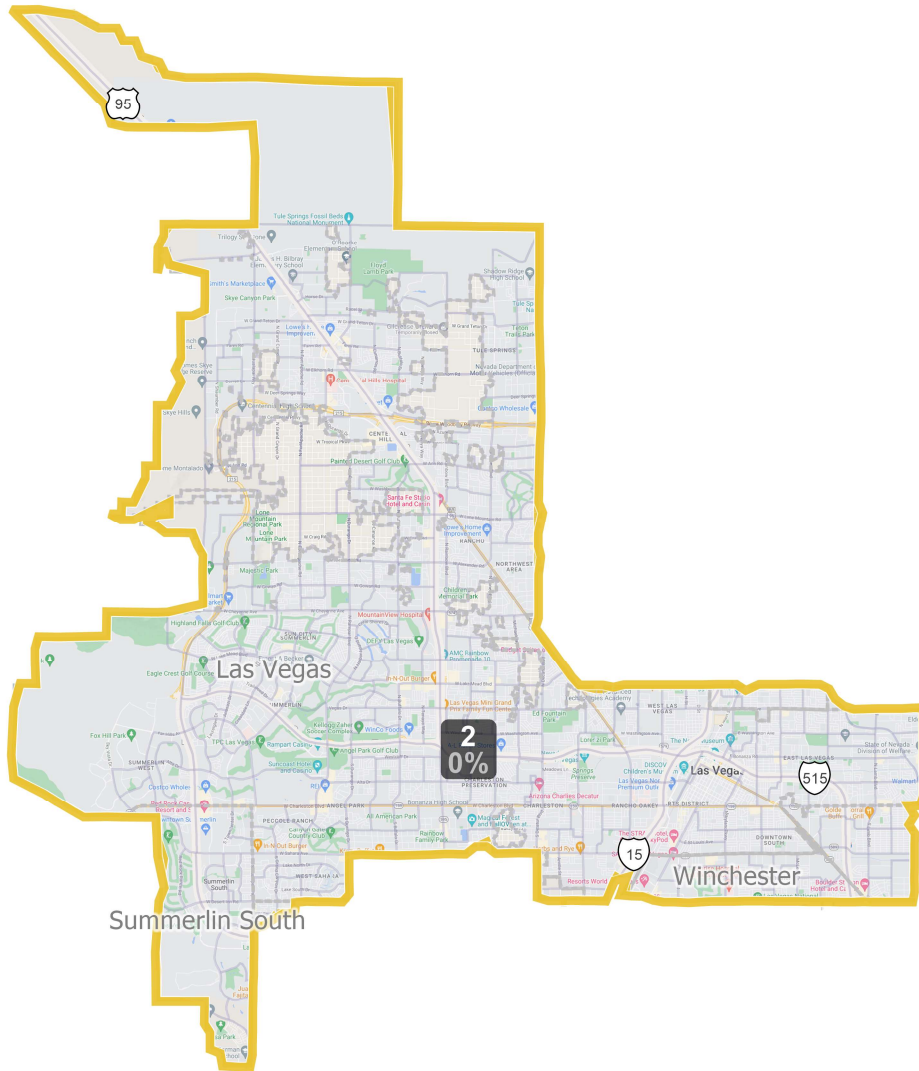


Field	Value
District	1
Population	776153
Deviation	-1
% Deviation	-0%
Alternate Schwartzberg	1.61
Polsby Popper	0.38
Perimeter	300.18
Reock	0.33
NH_Wht	328551
% NH_Wht	42.33%
AP_BlK	102255
% AP_BlK	13.17%
AP_Ind	19743
% AP_Ind	2.54%
AP_Asn	159580
% AP_Asn	20.56%
AP_Hwn	18845
% AP_Hwn	2.43%
AP_Oth	136442
% AP_Oth	17.58%
Hispanic Origin	176893
% Hispanic Origin	22.79%
18+_Pop	619034
NH18+_Wht	282839
% NH18+_Wht	45.69%
18+_AP_BlK	72575
% 18+_AP_BlK	11.72%
18+_AP_Ind	15040
% 18+_AP_Ind	2.43%
18+_AP_Asn	125293
% 18+_AP_Asn	20.24%
18+_AP_Hwn	12575
% 18+_AP_Hwn	2.03%
18+_AP_Oth	101047
% 18+_AP_Oth	16.32%
H18+_Pop	126139
% H18+_Pop	20.38%

©2021 CALIPER; ©2020 HERE

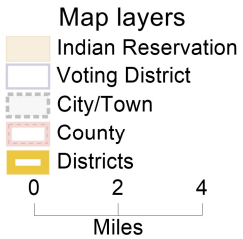


District: 2

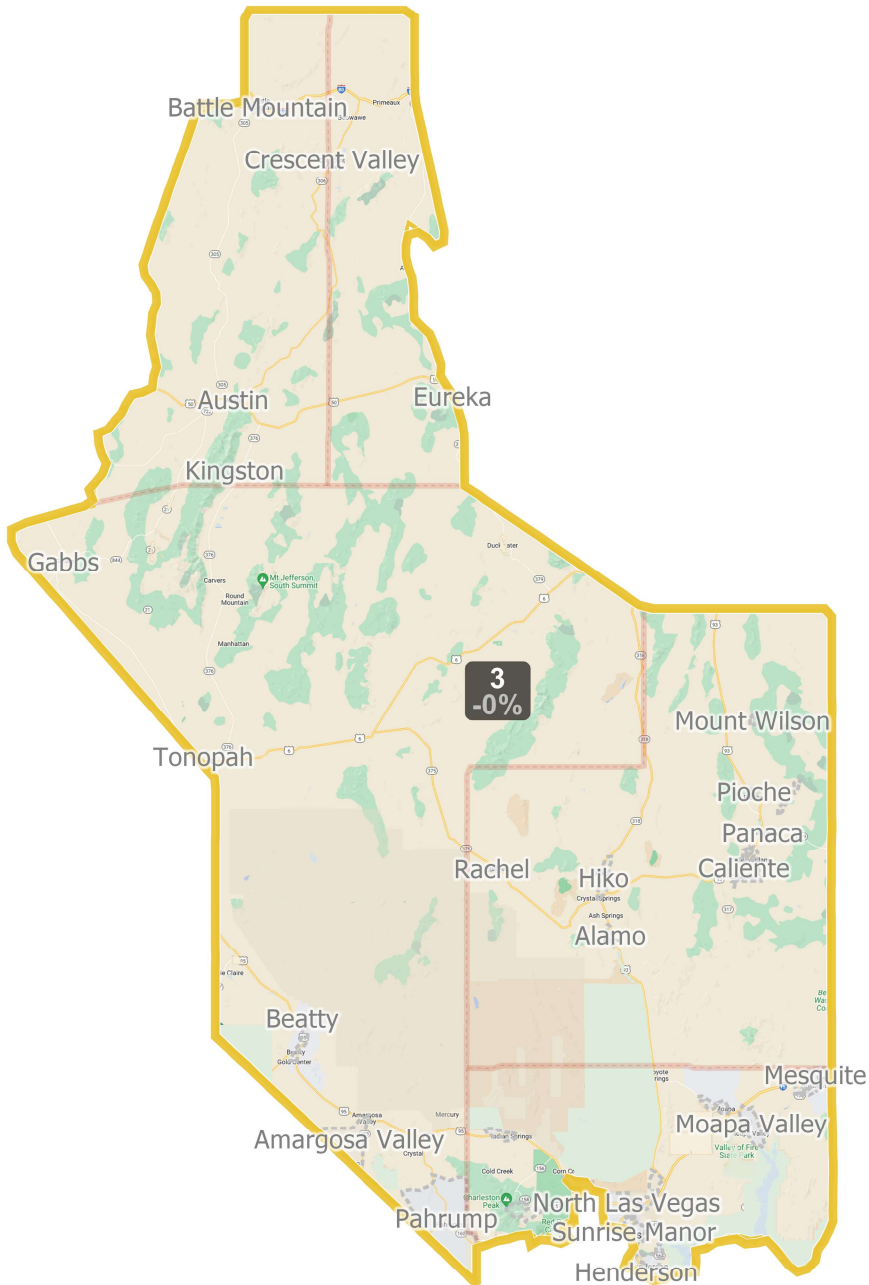


Field	Value
District	2
Population	776154
Deviation	0
% Deviation	0%
Alternate Schwartzberg	2.3
Polsby Popper	0.19
Perimeter	107.79
Reock	0.31
NH_Wht	312944
% NH_Wht	40.32%
AP_BlK	114821
% AP_BlK	14.79%
AP_Ind	22616
% AP_Ind	2.91%
AP_Asn	76932
% AP_Asn	9.91%
AP_Hwn	11748
% AP_Hwn	1.51%
AP_Oth	214239
% AP_Oth	27.6%
Hispanic Origin	265023
% Hispanic Origin	34.15%
18+_Pop	597513
NH18+_Wht	265315
% NH18+_Wht	44.4%
18+_AP_BlK	81263
% 18+_AP_BlK	13.6%
18+_AP_Ind	16806
% 18+_AP_Ind	2.81%
18+_AP_Asn	59213
% 18+_AP_Asn	9.91%
18+_AP_Hwn	7727
% 18+_AP_Hwn	1.29%
18+_AP_Oth	150871
% 18+_AP_Oth	25.25%
H18+_Pop	182217
% H18+_Pop	30.5%

©2021 CALIPER; ©2020 HERE

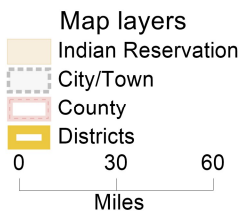


District: 3

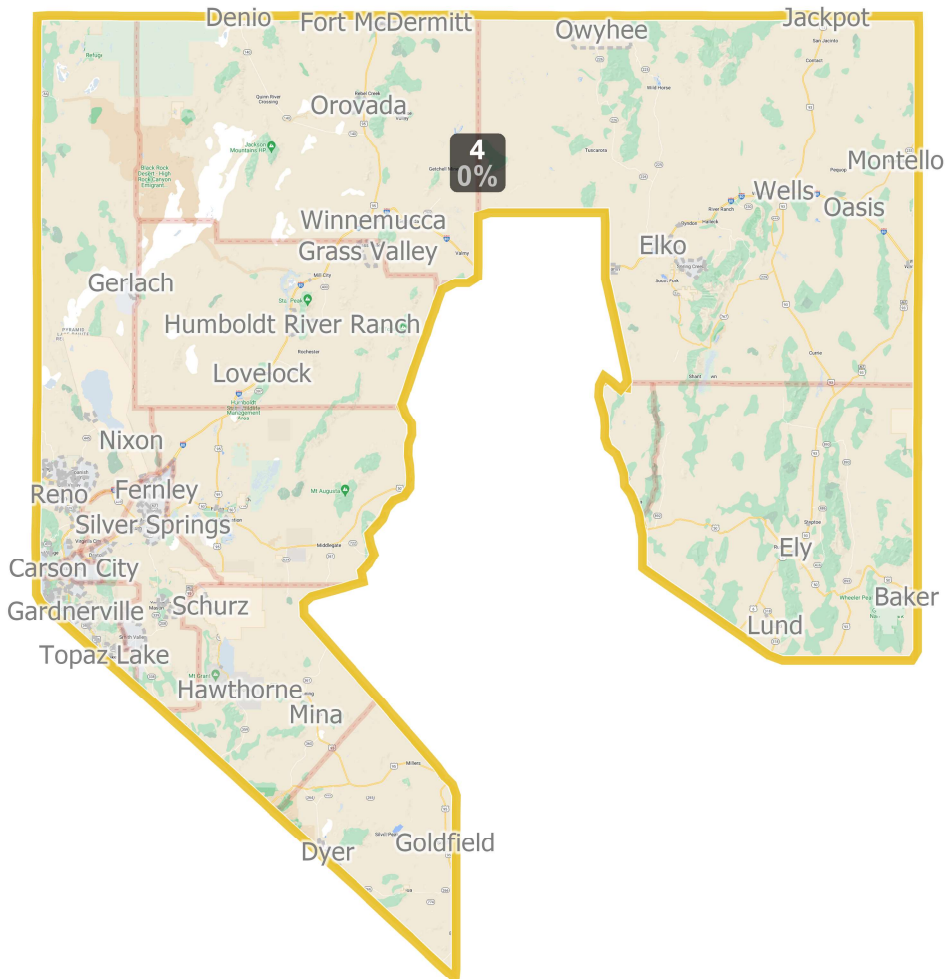


©2021 CALIPER; ©2020 HERE

Field	Value
District	3
Population	776153
Deviation	-1
% Deviation	-0%
Alternate Schwartzberg	1.61
Polsby Popper	0.38
Perimeter	1,184.37
Reock	0.38
NH_Wht	297433
% NH_Wht	38.32%
AP_BlK	132717
% AP_BlK	17.1%
AP_Ind	24814
% AP_Ind	3.2%
AP_Asn	68660
% AP_Asn	8.85%
AP_Hwn	13625
% AP_Hwn	1.76%
AP_Oth	213725
% AP_Oth	27.54%
Hispanic Origin	269074
% Hispanic Origin	34.67%
18+_Pop	586436
NH18+_Wht	250213
% NH18+_Wht	42.67%
18+_AP_BlK	91675
% 18+_AP_BlK	15.63%
18+_AP_Ind	18305
% 18+_AP_Ind	3.12%
18+_AP_Asn	52385
% 18+_AP_Asn	8.93%
18+_AP_Hwn	9072
% 18+_AP_Hwn	1.55%
18+_AP_Oth	147573
% 18+_AP_Oth	25.16%
H18+_Pop	180629
% H18+_Pop	30.8%



District: 4



Field	Value
District	4
Population	776154
Deviation	0
% Deviation	0%
Alternate Schwartzberg	1.81
Polsby Popper	0.31
Perimeter	1,628.29
Reock	0.47
NH_Wht	487024
% NH_Wht	62.75%
AP_BlK	25405
% AP_BlK	3.27%
AP_Ind	38617
% AP_Ind	4.98%
AP_Asn	48421
% AP_Asn	6.24%
AP_Hwn	8314
% AP_Hwn	1.07%
AP_Oth	142830
% AP_Oth	18.4%
Hispanic Origin	179267
% Hispanic Origin	23.1%
18+_Pop	610343
NH18+_Wht	407284
% NH18+_Wht	66.73%
18+_AP_BlK	17317
% 18+_AP_BlK	2.84%
18+_AP_Ind	27928
% 18+_AP_Ind	4.58%
18+_AP_Asn	36435
% 18+_AP_Asn	5.97%
18+_AP_Hwn	5447
% 18+_AP_Hwn	0.89%
18+_AP_Oth	99172
% 18+_AP_Oth	16.25%
H18+_Pop	120411
% H18+_Pop	19.73%

©2021 CALIPER; ©2020 HERE

