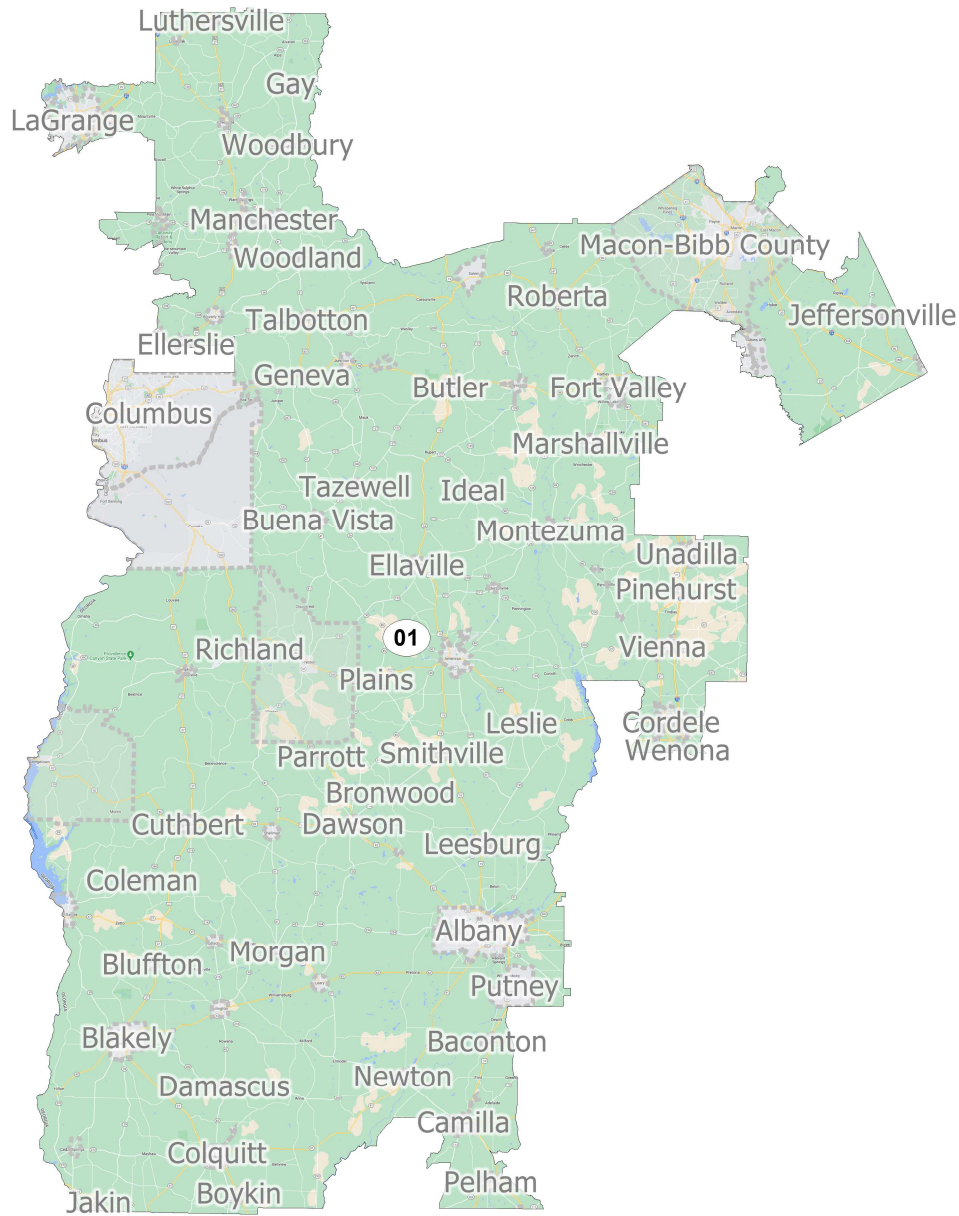
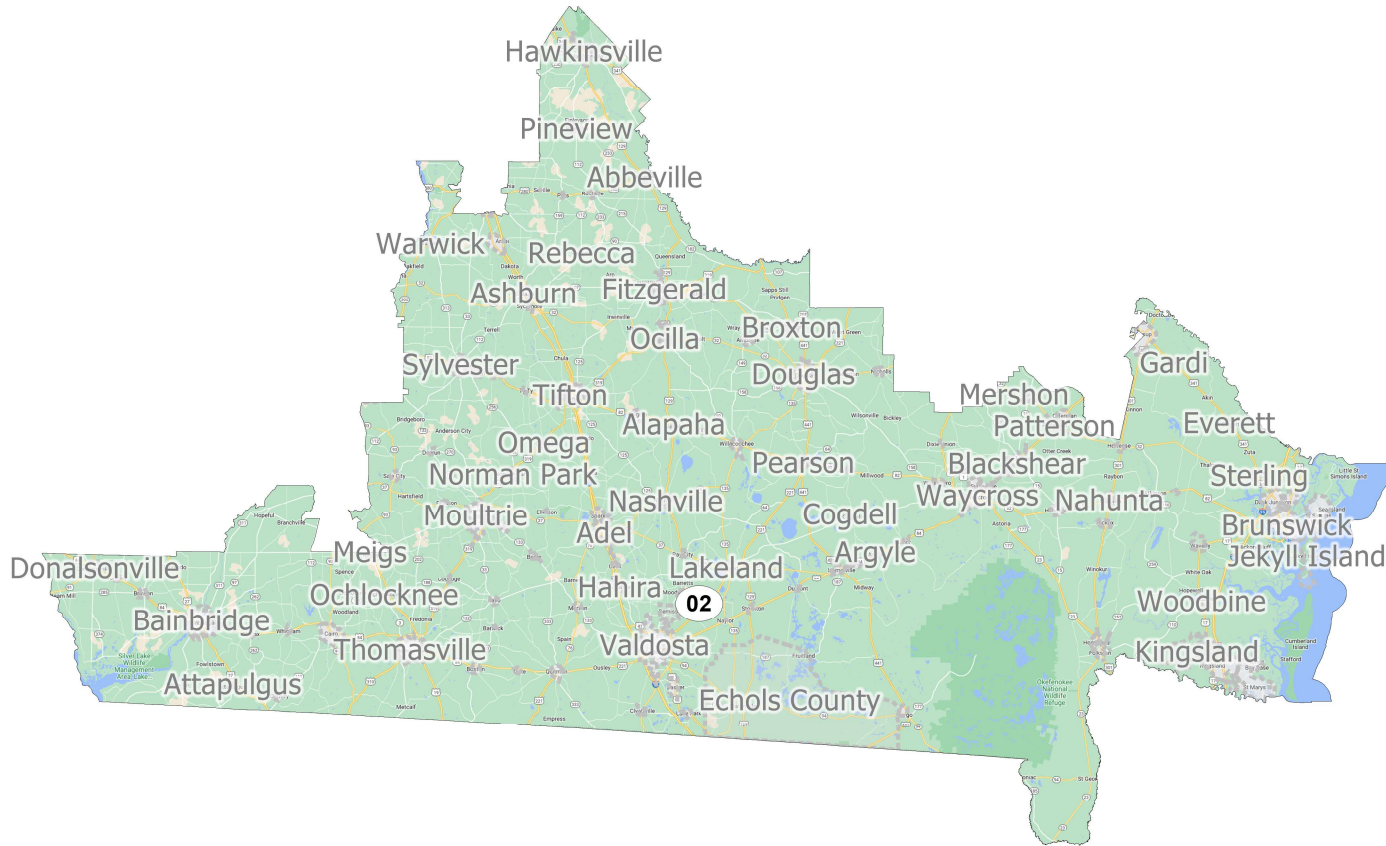


# District: 01



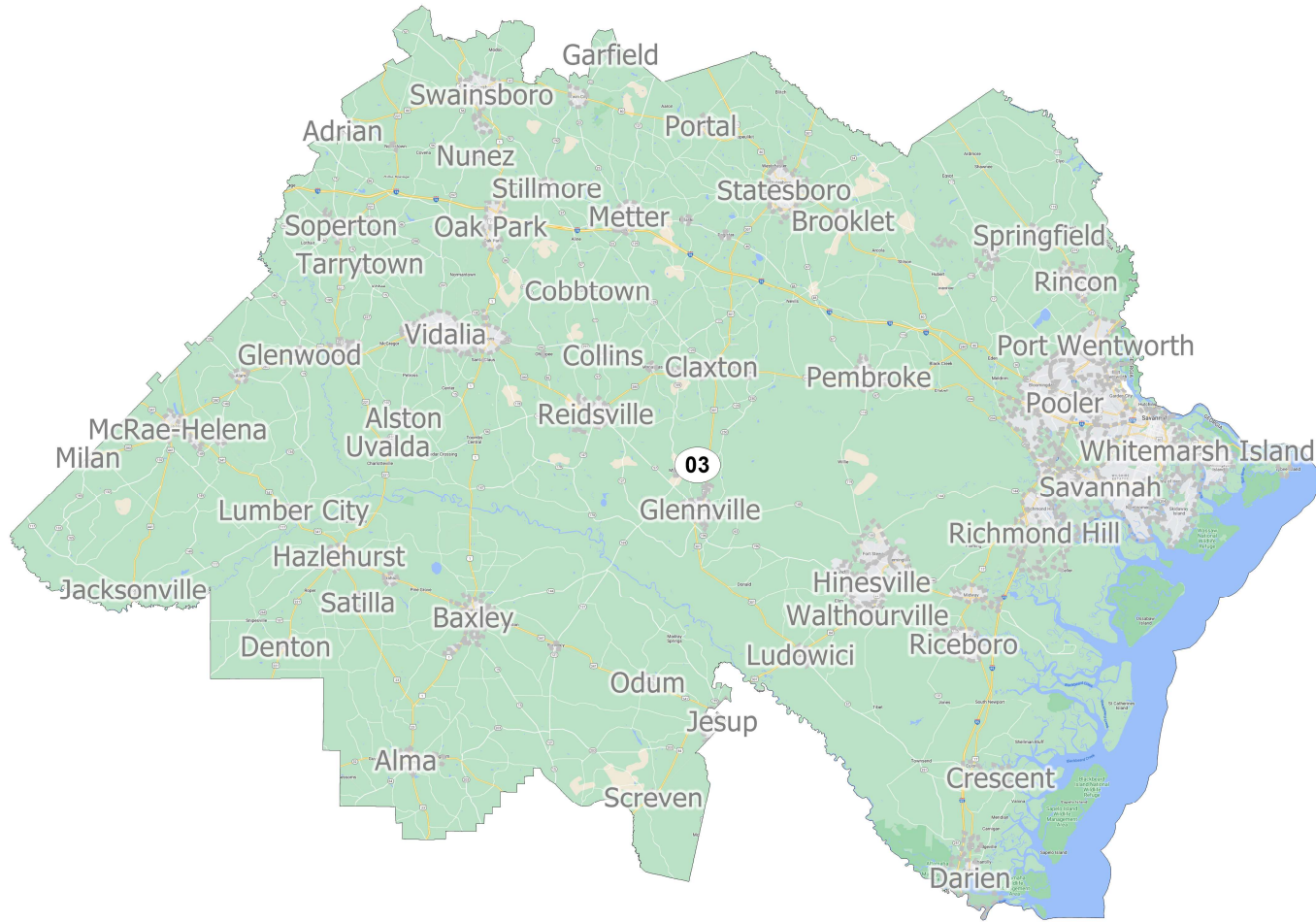
Field	Value
District	01
Population	765136
Deviation	0
% Deviation	0%
NH18+_Wht	246579
% NH18+_Wht	41.9%
18+_AP_BlK	295356
% 18+_AP_BlK	50.19%
18+_AP_Ind	8564
% 18+_AP_Ind	1.46%
18+_AP_Asn	13108
% 18+_AP_Asn	2.23%
18+_AP_Hwn	1337
% 18+_AP_Hwn	0.23%
18+_AP_Oth	23853
% 18+_AP_Oth	4.05%
H18+_Pop	28072
% H18+_Pop	4.77%
Total CVAP 19	567850.88
NH CVAP 19	550047.09
% NH CVAP 19	96.86%
NH White CVAP 19	251440.41
% NH White CVAP 19	44.28%
NH Black CVAP 19	286994.52
% NH Black CVAP 19	50.54%
NH Asian CVAP 19	7162.48
% NH Asian CVAP 19	1.26%
H CVAP 19	17714.92
% H CVAP 19	3.12%

## District: 02



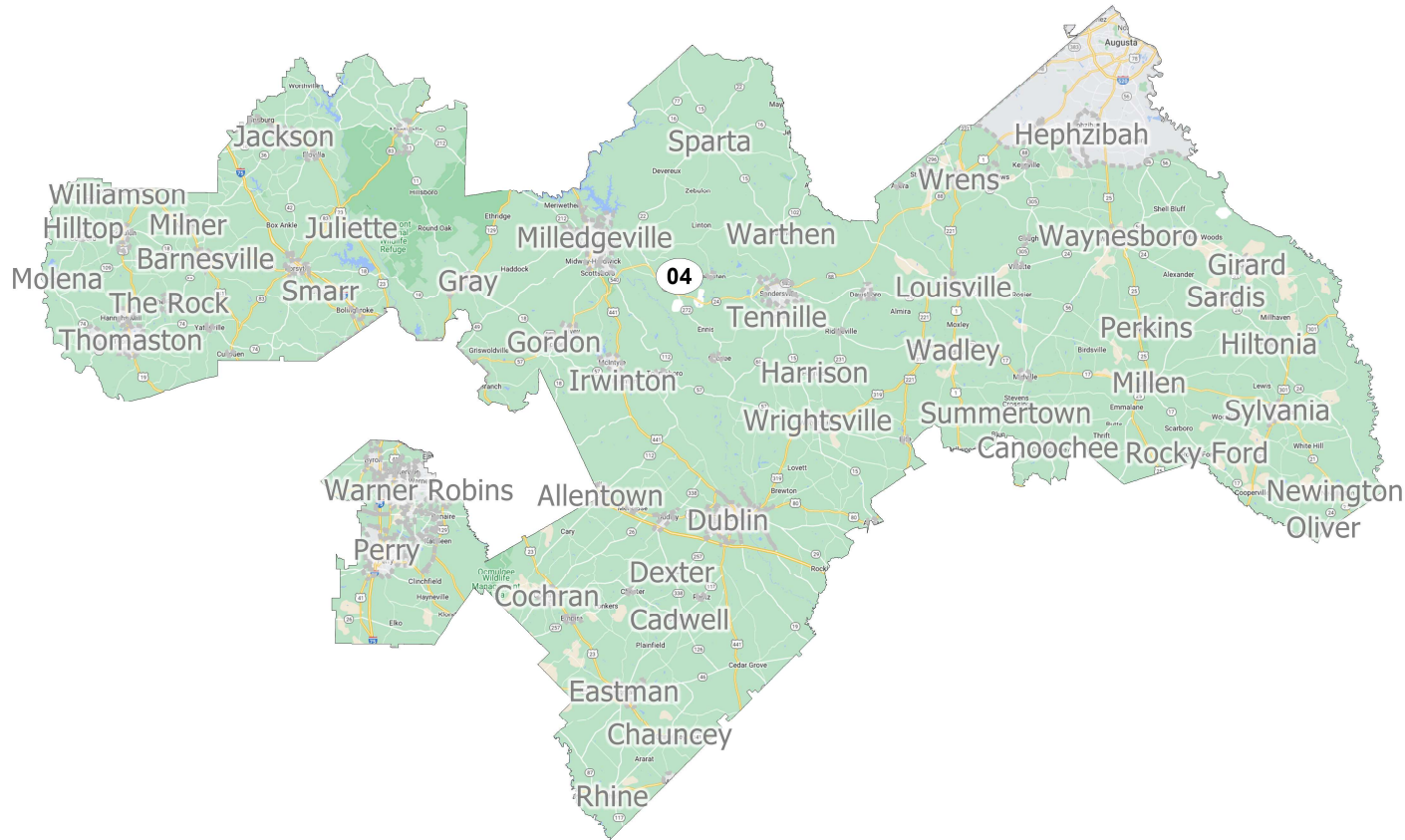
Field	Value
District	02
Population	765136
Deviation	0
% Deviation	0%
NH18+_Wht	368423
% NH18+_Wht	62.91%
18+_AP_BlK	160459
% 18+_AP_BlK	27.4%
18+_AP_Ind	10791
% 18+_AP_Ind	1.84%
18+_AP_Asn	8172
% 18+_AP_Asn	1.4%
18+_AP_Hwn	898
% 18+_AP_Hwn	0.15%
18+_AP_Oth	31391
% 18+_AP_Oth	5.36%
H18+_Pop	39346
% H18+_Pop	6.72%
Total CVAP 19	556120.01
NH CVAP 19	535916.85
% NH CVAP 19	96.37%
NH White CVAP 19	369881.35
% NH White CVAP 19	66.51%
NH Black CVAP 19	156163.26
% NH Black CVAP 19	28.08%
NH Asian CVAP 19	4969.84
% NH Asian CVAP 19	0.89%
H CVAP 19	20177.52
% H CVAP 19	3.63%

# District: 03



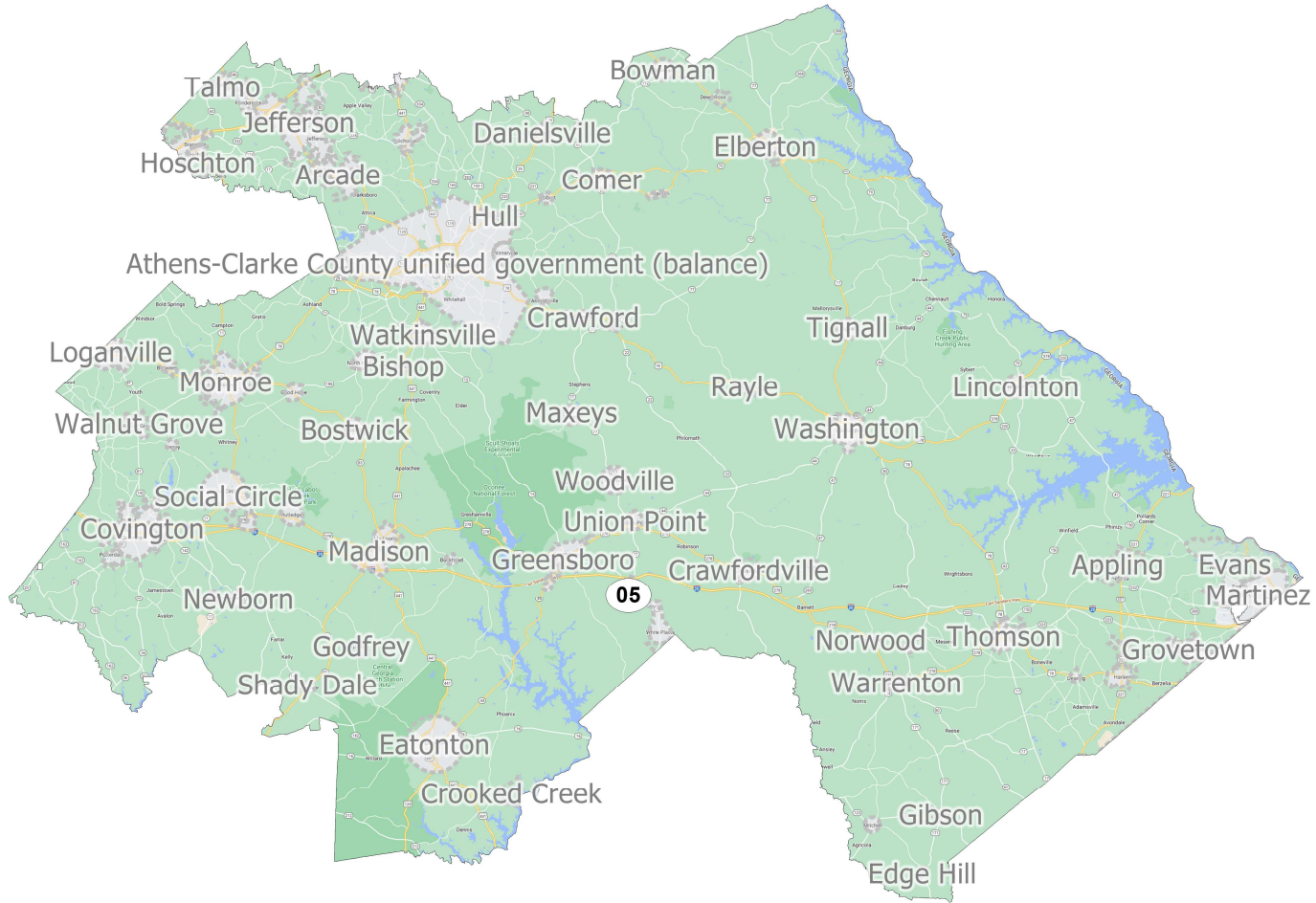
Field	Value
District	03
Population	765136
Deviation	0
% Deviation	0%
NH18+_Wht	344476
% NH18+_Wht	58.44%
18+_AP_BlK	178445
% 18+_AP_BlK	30.27%
18+_AP_Ind	10815
% 18+_AP_Ind	1.83%
18+_AP_Asn	16838
% 18+_AP_Asn	2.86%
18+_AP_Hwn	1590
% 18+_AP_Hwn	0.27%
18+_AP_Oth	33167
% 18+_AP_Oth	5.63%
H18+_Pop	41424
% H18+_Pop	7.03%
Total CVAP 19	553050.58
NH CVAP 19	529675.61
% NH CVAP 19	95.77%
NH White CVAP 19	339228.79
% NH White CVAP 19	61.34%
NH Black CVAP 19	177666.38
% NH Black CVAP 19	32.12%
NH Asian CVAP 19	7307.97
% NH Asian CVAP 19	1.32%
H CVAP 19	23392.97
% H CVAP 19	4.23%

# District: 04



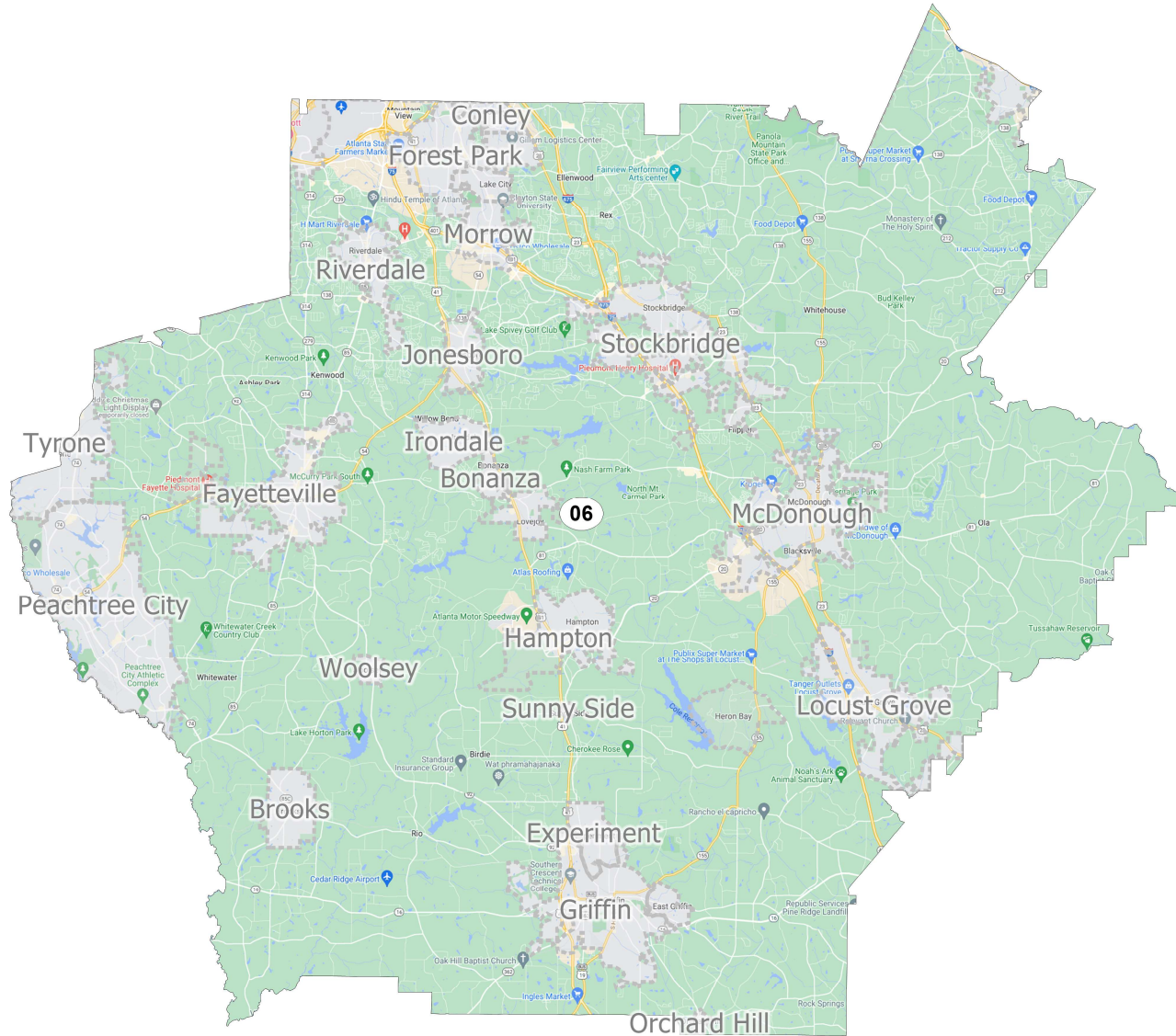
Field	Value
District	04
Population	765136
Deviation	0
% Deviation	0%
NH18+_Wht	325394
% NH18+_Wht	54.79%
18+_AP_BlK	225754
% 18+_AP_BlK	38.01%
18+_AP_Ind	9828
% 18+_AP_Ind	1.65%
18+_AP_Asn	12679
% 18+_AP_Asn	2.13%
18+_AP_Hwn	1037
% 18+_AP_Hwn	0.17%
18+_AP_Oth	19085
% 18+_AP_Oth	3.21%
H18+_Pop	22237
% H18+_Pop	3.74%
Total CVAP 19	562345.20
NH CVAP 19	547552.81
% NH CVAP 19	97.37%
NH White CVAP 19	318962.83
% NH White CVAP 19	56.72%
NH Black CVAP 19	216738.97
% NH Black CVAP 19	38.54%
NH Asian CVAP 19	7182.41
% NH Asian CVAP 19	1.28%
H CVAP 19	14836.69
% H CVAP 19	2.64%

# District: 05



Field	Value
District	05
Population	765136
Deviation	0
% Deviation	0%
NH18+_Wht	381999
% NH18+_Wht	65.02%
18+_AP_Blk	140025
% 18+_AP_Blk	23.83%
18+_AP_Ind	11244
% 18+_AP_Ind	1.91%
18+_AP_Asn	19171
% 18+_AP_Asn	3.26%
18+_AP_Hwn	1033
% 18+_AP_Hwn	0.18%
18+_AP_Oth	32017
% 18+_AP_Oth	5.45%
H18+_Pop	35789
% H18+_Pop	6.09%
Total CVAP 19	538599.56
NH CVAP 19	520494.28
% NH CVAP 19	96.64%
NH White CVAP 19	375151.95
% NH White CVAP 19	69.65%
NH Black CVAP 19	130470.31
% NH Black CVAP 19	24.22%
NH Asian CVAP 19	10347.03
% NH Asian CVAP 19	1.92%
H CVAP 19	18052.27
% H CVAP 19	3.35%

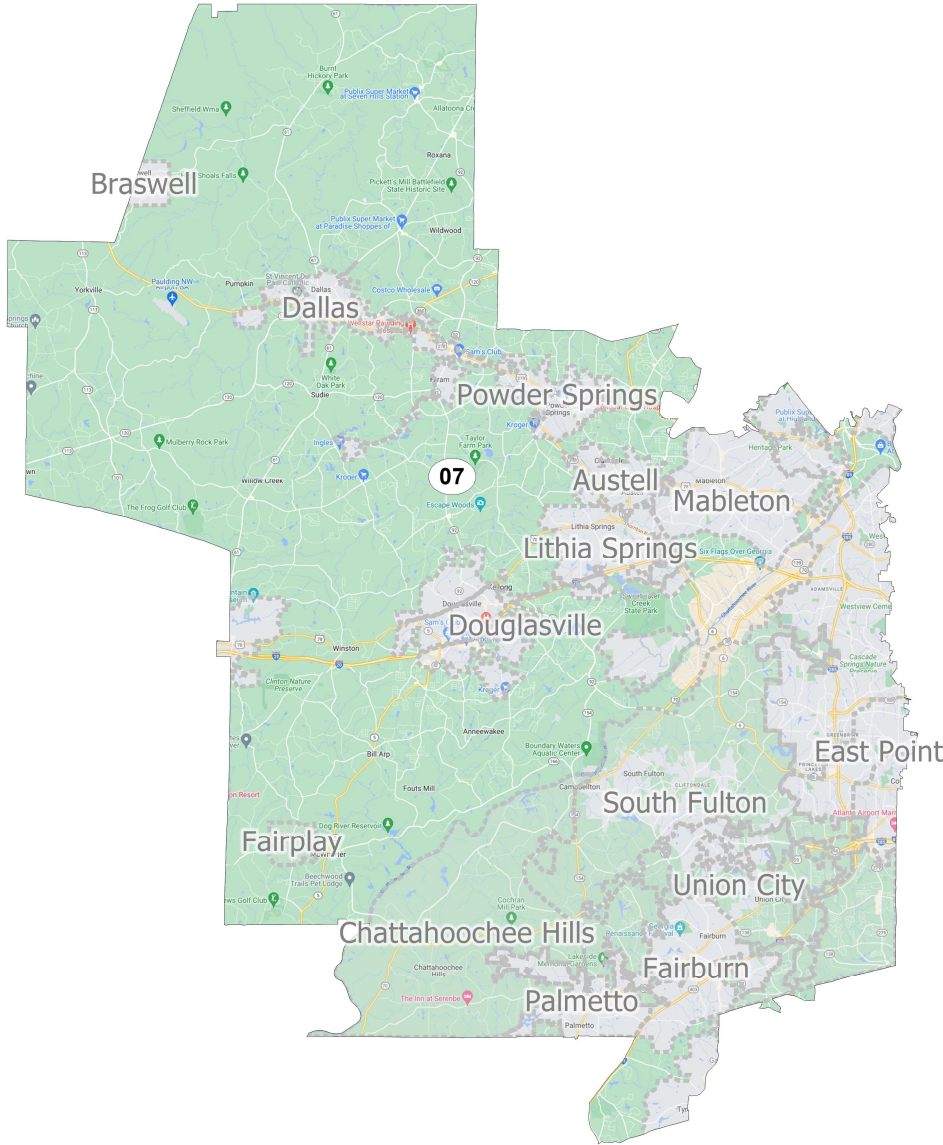
# District: 06



©2021 CALIPER

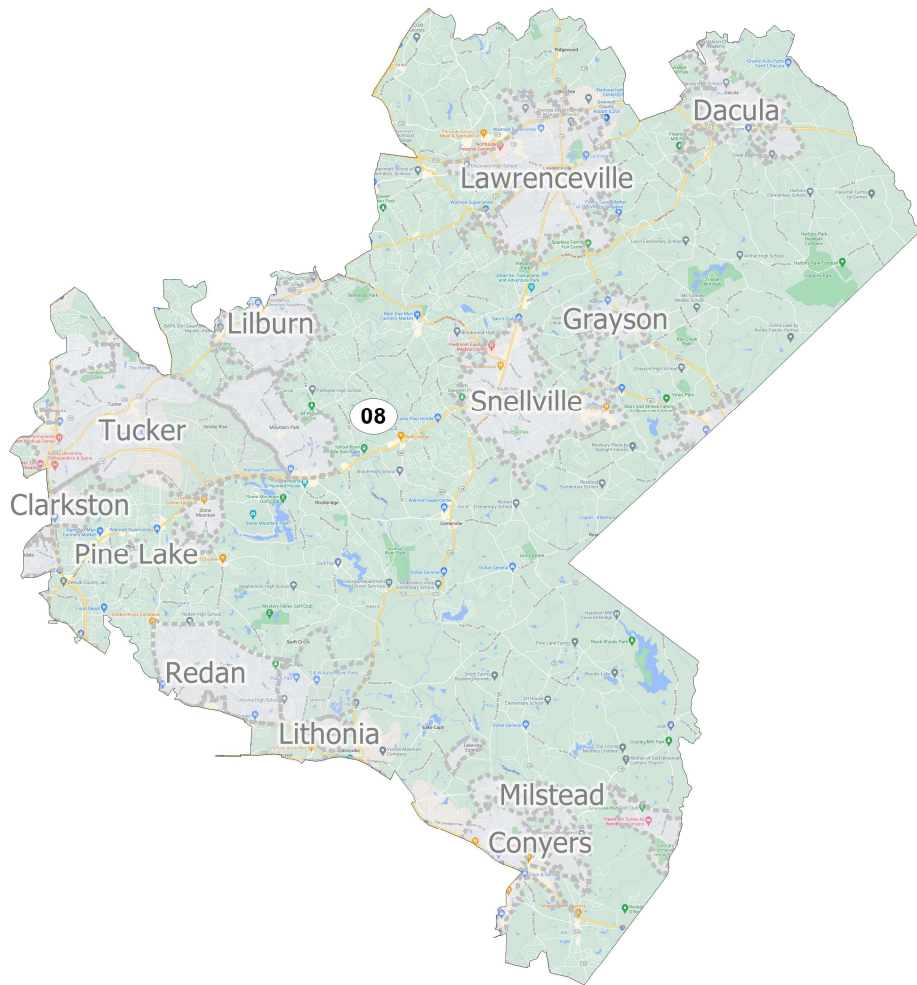
Field	Value
District	06
Population	765136
Deviation	0
% Deviation	0%
NH18+_Wht	189102
% NH18+_Wht	32.82%
18+_AP_Blk	308552
% 18+_AP_Blk	53.55%
18+_AP_Ind	10462
% 18+_AP_Ind	1.82%
18+_AP_Asn	25475
% 18+_AP_Asn	4.42%
18+_AP_Hwn	756
% 18+_AP_Hwn	0.13%
18+_AP_Oth	44713
% 18+_AP_Oth	7.76%
H18+_Pop	49682
% H18+_Pop	8.62%
Total CVAP 19	506528.71
NH CVAP 19	482617.12
% NH CVAP 19	95.28%
NH White CVAP 19	197044.95
% NH White CVAP 19	38.9%
NH Black CVAP 19	263348.50
% NH Black CVAP 19	51.99%
NH Asian CVAP 19	16226.96
% NH Asian CVAP 19	3.2%
H CVAP 19	23944.37
% H CVAP 19	4.73%

# District: 07



Field	Value
District	07
Population	765136
Deviation	0
% Deviation	0%
NH18+_Wht	181954
% NH18+_Wht	31.64%
18+_AP_BlK	332729
% 18+_AP_BlK	57.85%
18+_AP_Ind	10332
% 18+_AP_Ind	1.8%
18+_AP_Asn	10900
% 18+_AP_Asn	1.9%
18+_AP_Hwn	740
% 18+_AP_Hwn	0.13%
18+_AP_Oth	41359
% 18+_AP_Oth	7.19%
H18+_Pop	45758
% H18+_Pop	7.96%
Total CVAP 19	520551.82
NH CVAP 19	498143.13
% NH CVAP 19	95.7%
NH White CVAP 19	192073.34
% NH White CVAP 19	36.9%
NH Black CVAP 19	295237.29
% NH Black CVAP 19	56.72%
NH Asian CVAP 19	6634.05
% NH Asian CVAP 19	1.27%
H CVAP 19	22450.76
% H CVAP 19	4.31%

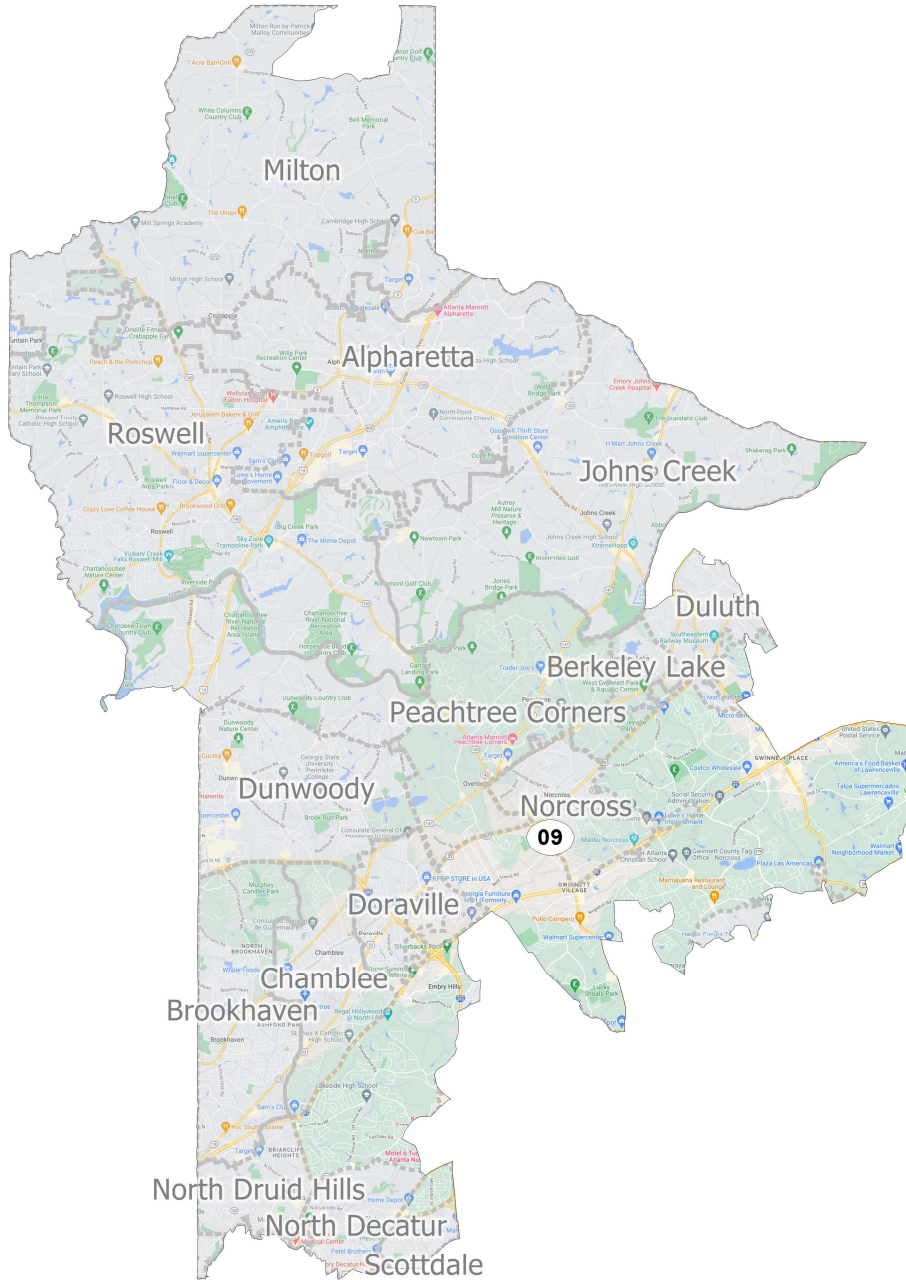
# District: 08



Field	Value
District	08
Population	765136
Deviation	0
% Deviation	0%
NH18+_Wht	158220
% NH18+_Wht	27.69%
18+_AP_Blk	277905
% 18+_AP_Blk	48.63%
18+_AP_Ind	10643
% 18+_AP_Ind	1.86%
18+_AP_Asn	56888
% 18+_AP_Asn	9.96%
18+_AP_Hwn	864
% 18+_AP_Hwn	0.15%
18+_AP_Oth	68623
% 18+_AP_Oth	12.01%
H18+_Pop	77416
% H18+_Pop	13.55%
Total CVAP 19	482637.88
NH CVAP 19	450009.86
% NH CVAP 19	93.24%
NH White CVAP 19	170652.85
% NH White CVAP 19	35.36%
NH Black CVAP 19	243344.96
% NH Black CVAP 19	50.42%
NH Asian CVAP 19	30649.88
% NH Asian CVAP 19	6.35%
H CVAP 19	32682.10
% H CVAP 19	6.77%



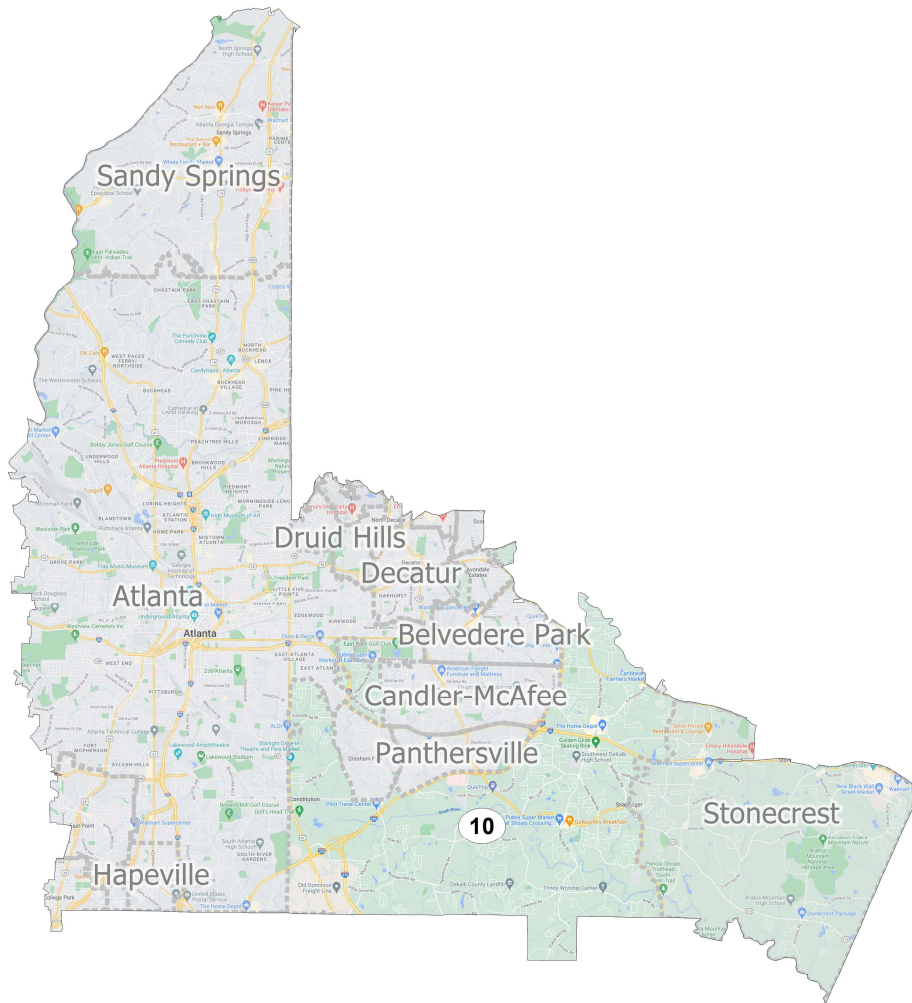
# District: 09



©2021 CALIPER

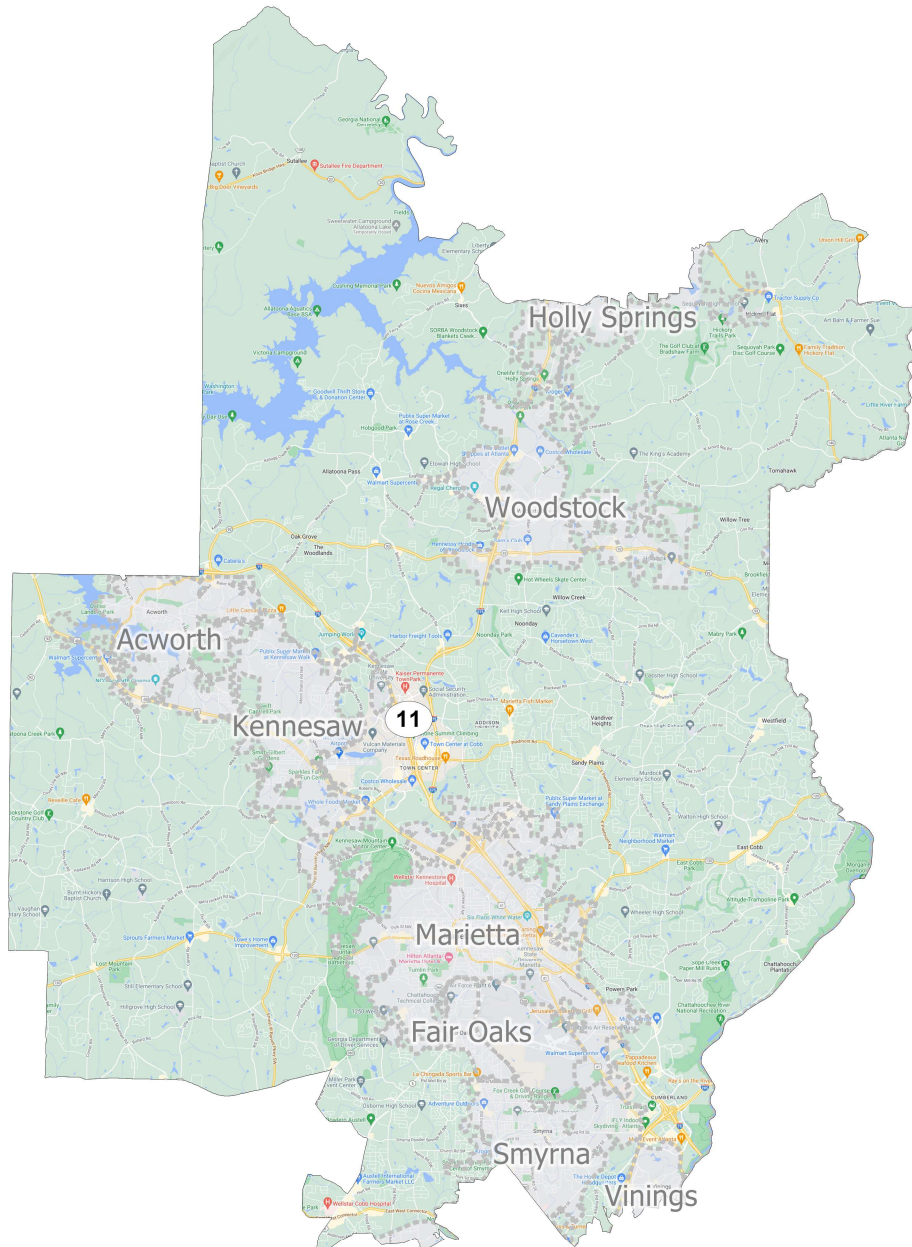
Field	Value
District	09
Population	765136
Deviation	0
% Deviation	0%
NH18+_Wht	271753
% NH18+_Wht	46.53%
18+_AP_BlK	103248
% 18+_AP_BlK	17.68%
18+_AP_Ind	11703
% 18+_AP_Ind	2%
18+_AP_Asn	86336
% 18+_AP_Asn	14.78%
18+_AP_Hwn	870
% 18+_AP_Hwn	0.15%
18+_AP_Oth	105321
% 18+_AP_Oth	18.03%
H18+_Pop	117360
% H18+_Pop	20.1%
Total CVAP 19	442020.73
NH CVAP 19	406120.78
% NH CVAP 19	91.88%
NH White CVAP 19	269618.62
% NH White CVAP 19	61%
NH Black CVAP 19	86429.90
% NH Black CVAP 19	19.55%
NH Asian CVAP 19	45355.57
% NH Asian CVAP 19	10.26%
H CVAP 19	35895.14
% H CVAP 19	8.12%

# District: 10



Field	Value
District	10
Population	765136
Deviation	0
% Deviation	0%
NH18+_Wht	244459
% NH18+_Wht	38.97%
18+_AP_BlK	304180
% 18+_AP_BlK	48.49%
18+_AP_Ind	8374
% 18+_AP_Ind	1.33%
18+_AP_Asn	37086
% 18+_AP_Asn	5.91%
18+_AP_Hwn	868
% 18+_AP_Hwn	0.14%
18+_AP_Oth	34471
% 18+_AP_Oth	5.5%
H18+_Pop	38627
% H18+_Pop	6.16%
Total CVAP 19	559678.64
NH CVAP 19	541138.85
% NH CVAP 19	96.69%
NH White CVAP 19	230609.53
% NH White CVAP 19	41.2%
NH Black CVAP 19	287858.34
% NH Black CVAP 19	51.43%
NH Asian CVAP 19	17877.01
% NH Asian CVAP 19	3.19%
H CVAP 19	18608.08
% H CVAP 19	3.32%

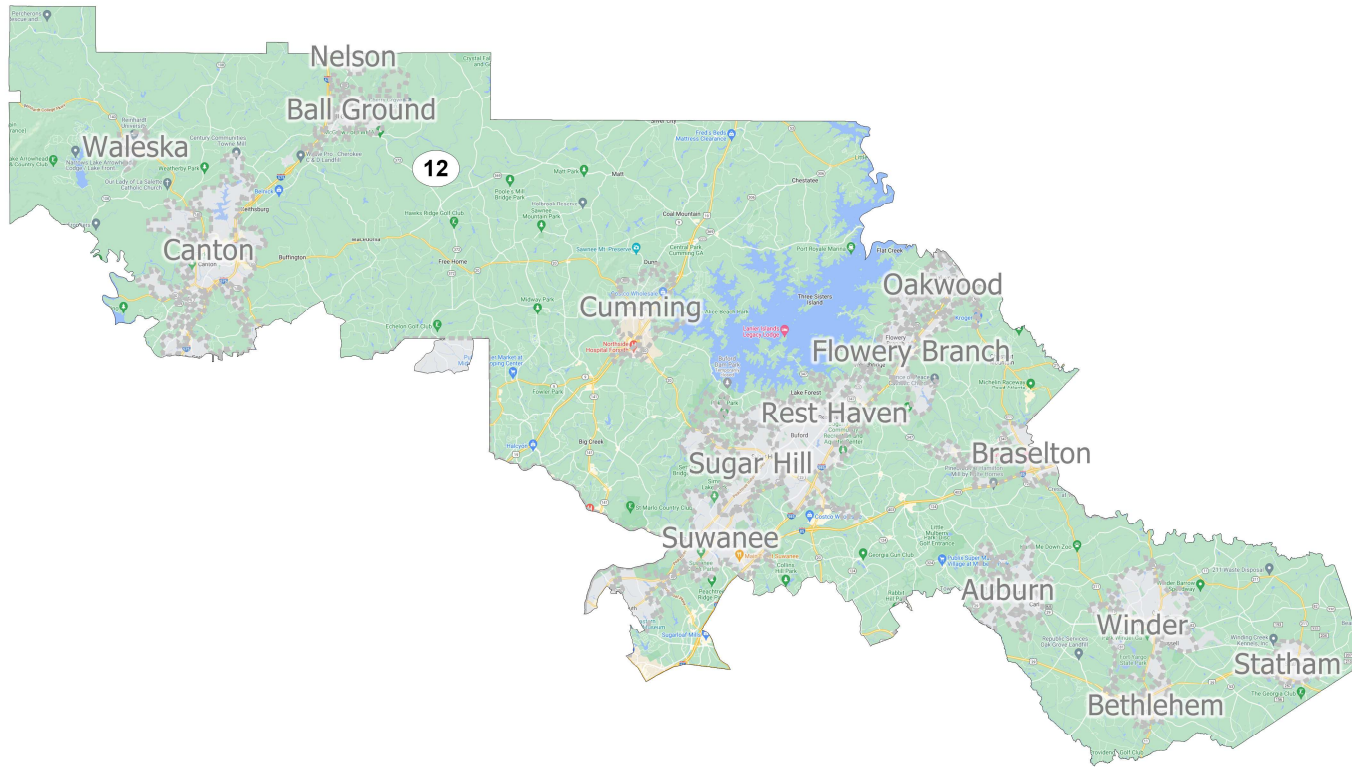
# District: 11



©2021 CALIPER

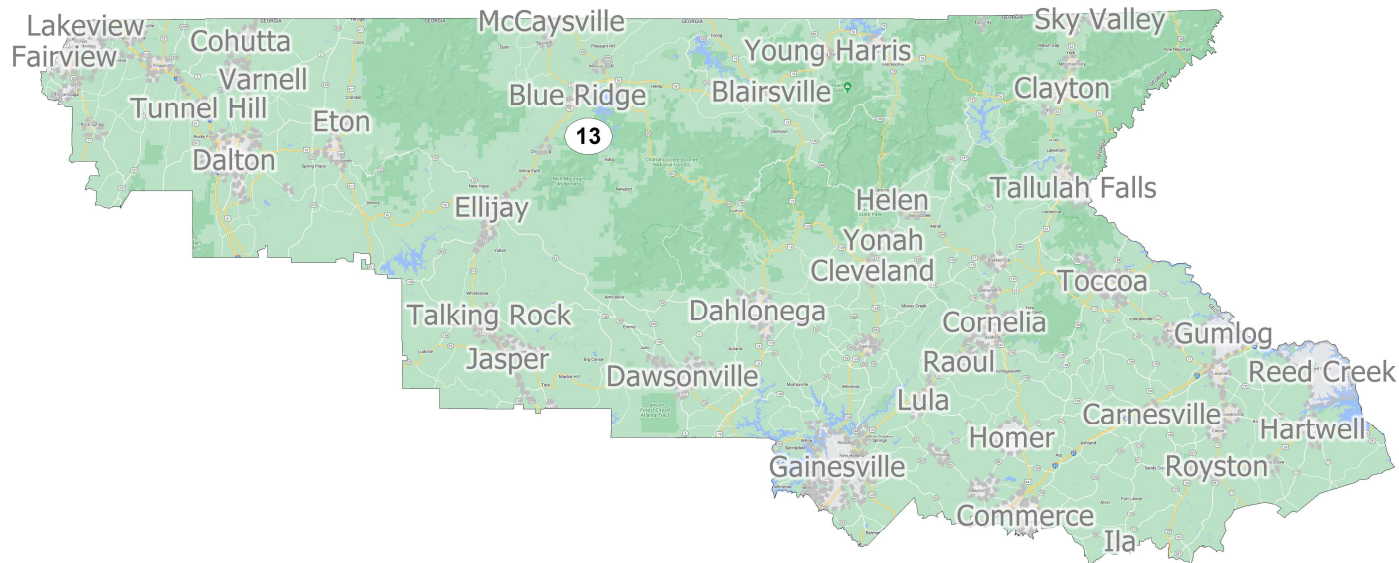
Field	Value
District	11
Population	765140
Deviation	4
% Deviation	0%
NH18+_Wht	358856
% NH18+_Wht	60.65%
18+_AP_BlK	112928
% 18+_AP_BlK	19.09%
18+_AP_Ind	12033
% 18+_AP_Ind	2.03%
18+_AP_Asn	37661
% 18+_AP_Asn	6.37%
18+_AP_Hwn	804
% 18+_AP_Hwn	0.14%
18+_AP_Oth	64144
% 18+_AP_Oth	10.84%
H18+_Pop	69191
% H18+_Pop	11.69%
Total CVAP 19	510527.26
NH CVAP 19	478753.48
% NH CVAP 19	93.78%
NH White CVAP 19	355504.13
% NH White CVAP 19	69.63%
NH Black CVAP 19	98073.04
% NH Black CVAP 19	19.21%
NH Asian CVAP 19	20241.31
% NH Asian CVAP 19	3.96%
H CVAP 19	31781.40
% H CVAP 19	6.23%

## District: 12



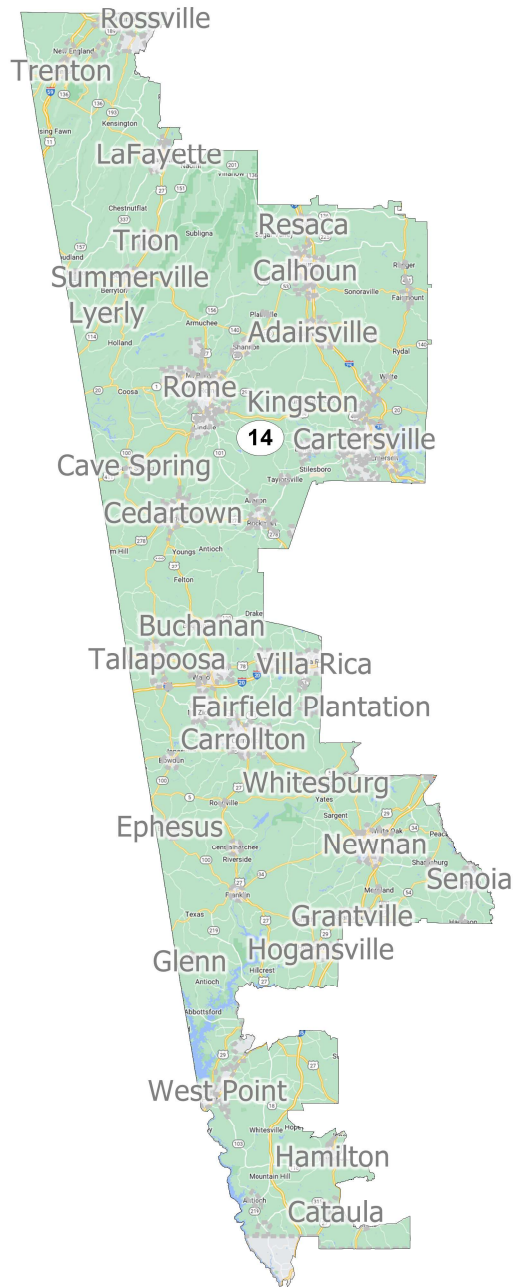
Field	Value
District	12
Population	765136
Deviation	0
% Deviation	0%
NH18+_Wht	357602
% NH18+_Wht	63.2%
18+_AP_BlK	60964
% 18+_AP_BlK	10.77%
18+_AP_Ind	11126
% 18+_AP_Ind	1.97%
18+_AP_Asn	73729
% 18+_AP_Asn	13.03%
18+_AP_Hwn	713
% 18+_AP_Hwn	0.13%
18+_AP_Oth	56106
% 18+_AP_Oth	9.92%
H18+_Pop	63756
% H18+_Pop	11.27%
Total CVAP 19	466034.32
NH CVAP 19	435409.70
% NH CVAP 19	93.43%
NH White CVAP 19	351069.27
% NH White CVAP 19	75.33%
NH Black CVAP 19	46672.86
% NH Black CVAP 19	10.01%
NH Asian CVAP 19	33655.38
% NH Asian CVAP 19	7.22%
H CVAP 19	30583.46
% H CVAP 19	6.56%

# District: 13



Field	Value
District	13
Population	765136
Deviation	0
% Deviation	0%
NH18+_Wht	471334
% NH18+_Wht	78.93%
18+_AP_BlK	27769
% 18+_AP_BlK	4.65%
18+_AP_Ind	17216
% 18+_AP_Ind	2.88%
18+_AP_Asn	8606
% 18+_AP_Asn	1.44%
18+_AP_Hwn	580
% 18+_AP_Hwn	0.1%
18+_AP_Oth	60663
% 18+_AP_Oth	10.16%
H18+_Pop	73982
% H18+_Pop	12.39%
Total CVAP 19	539851.19
NH CVAP 19	506319.23
% NH CVAP 19	93.79%
NH White CVAP 19	467277.67
% NH White CVAP 19	86.56%
NH Black CVAP 19	26775.22
% NH Black CVAP 19	4.96%
NH Asian CVAP 19	5208.50
% NH Asian CVAP 19	0.96%
H CVAP 19	33567.86
% H CVAP 19	6.22%

# District: 14



Field	Value
District	14
Population	765136
Deviation	0
% Deviation	0%
NH18+_Wht	442182
% NH18+_Wht	75.39%
18+_AP_BlK	79672
% 18+_AP_BlK	13.58%
18+_AP_Ind	14754
% 18+_AP_Ind	2.52%
18+_AP_Asn	9935
% 18+_AP_Asn	1.69%
18+_AP_Hwn	638
% 18+_AP_Hwn	0.11%
18+_AP_Oth	35085
% 18+_AP_Oth	5.98%
H18+_Pop	40278
% H18+_Pop	6.87%
Total CVAP 19	550747.67
NH CVAP 19	530392.46
% NH CVAP 19	96.3%
NH White CVAP 19	444549.66
% NH White CVAP 19	80.72%
NH Black CVAP 19	75434.32
% NH Black CVAP 19	13.7%
NH Asian CVAP 19	5654.16
% NH Asian CVAP 19	1.03%
H CVAP 19	20397.60
% H CVAP 19	3.7%