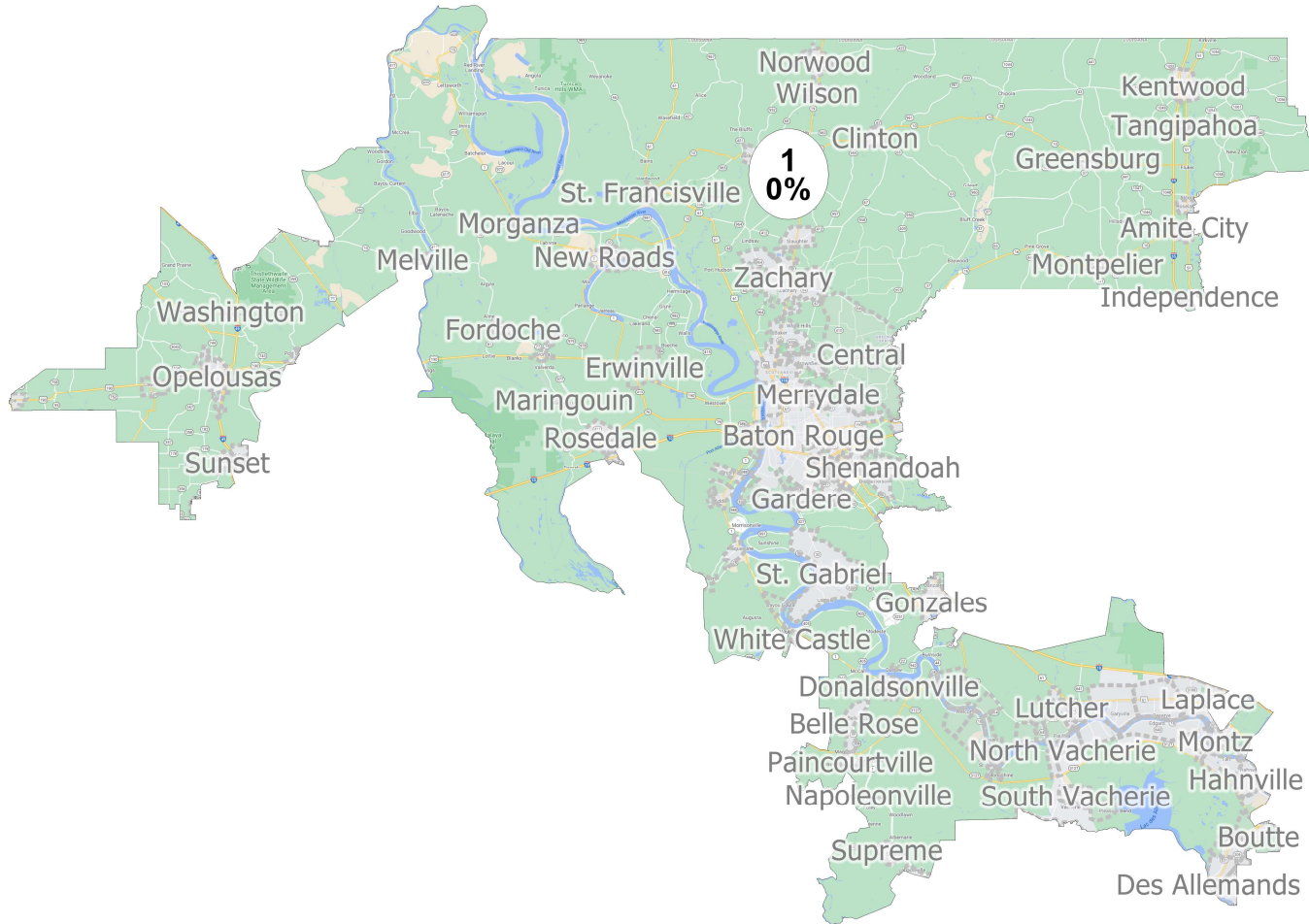
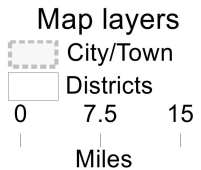


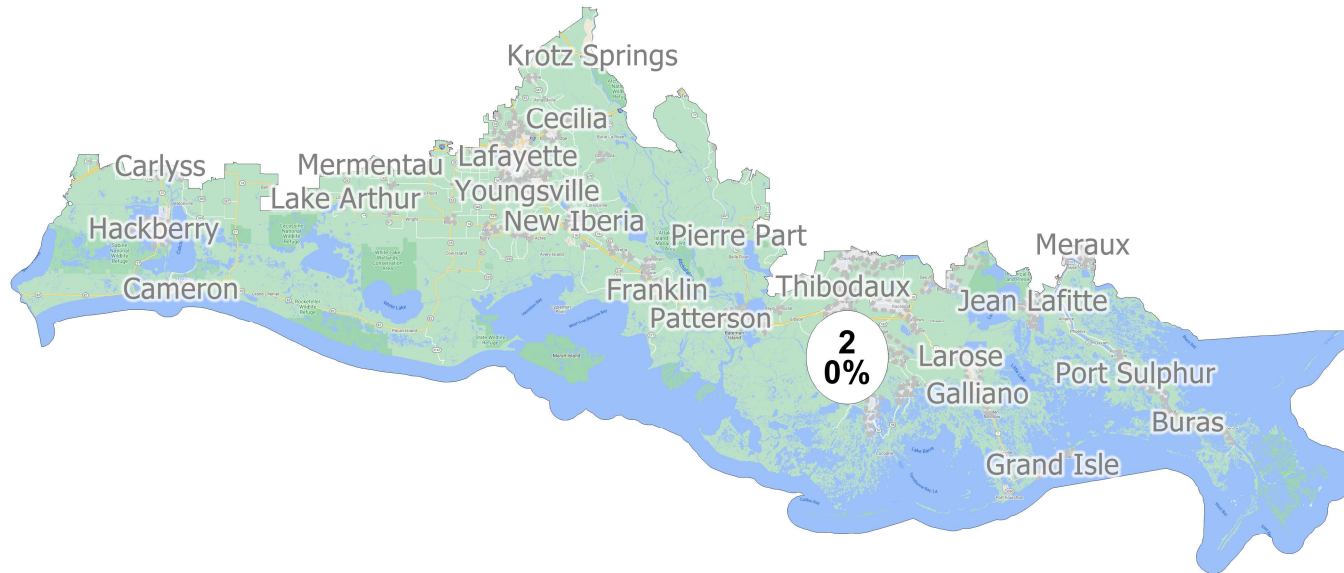
District: 1



Field	Value
District	1
% NH White CVAP 19	49.8%
Population	776293
Deviation	0
% Deviation	0%
Reock	0.31
% D 20_Pres	54.6%
% R 20_Pres	45.4%
% NH CVAP 19	98.1%
% NH Black CVAP 19	46.1%
% NH Asian CVAP 19	1.4%
% H CVAP 19	1.9%
18+_AP_BlK	270034
% 18+_AP_BlK	44.93%
18+_AP_Ind	7821
% 18+_AP_Ind	1.3%
18+_AP_Asn	14654
% 18+_AP_Asn	2.44%
18+_AP_Hwn	521
% 18+_AP_Hwn	0.09%
NH18+_Wht	278625
% NH18+_Wht	46.36%
H18+_Pop	31387
% H18+_Pop	5.22%
18+_Pop	601047
D 20_Pres	202164.95
R 20_Pres	167926.89
20_Pres	370091.85
% 20_Pres	47.67%
Total CVAP 19	574923.41
% Total CVAP 19	74.06%
NH CVAP 19	563987.03
NH White CVAP 19	286381.96
NH Black CVAP 19	265107.31
NH Asian CVAP 19	8206.12



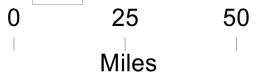
District: 2



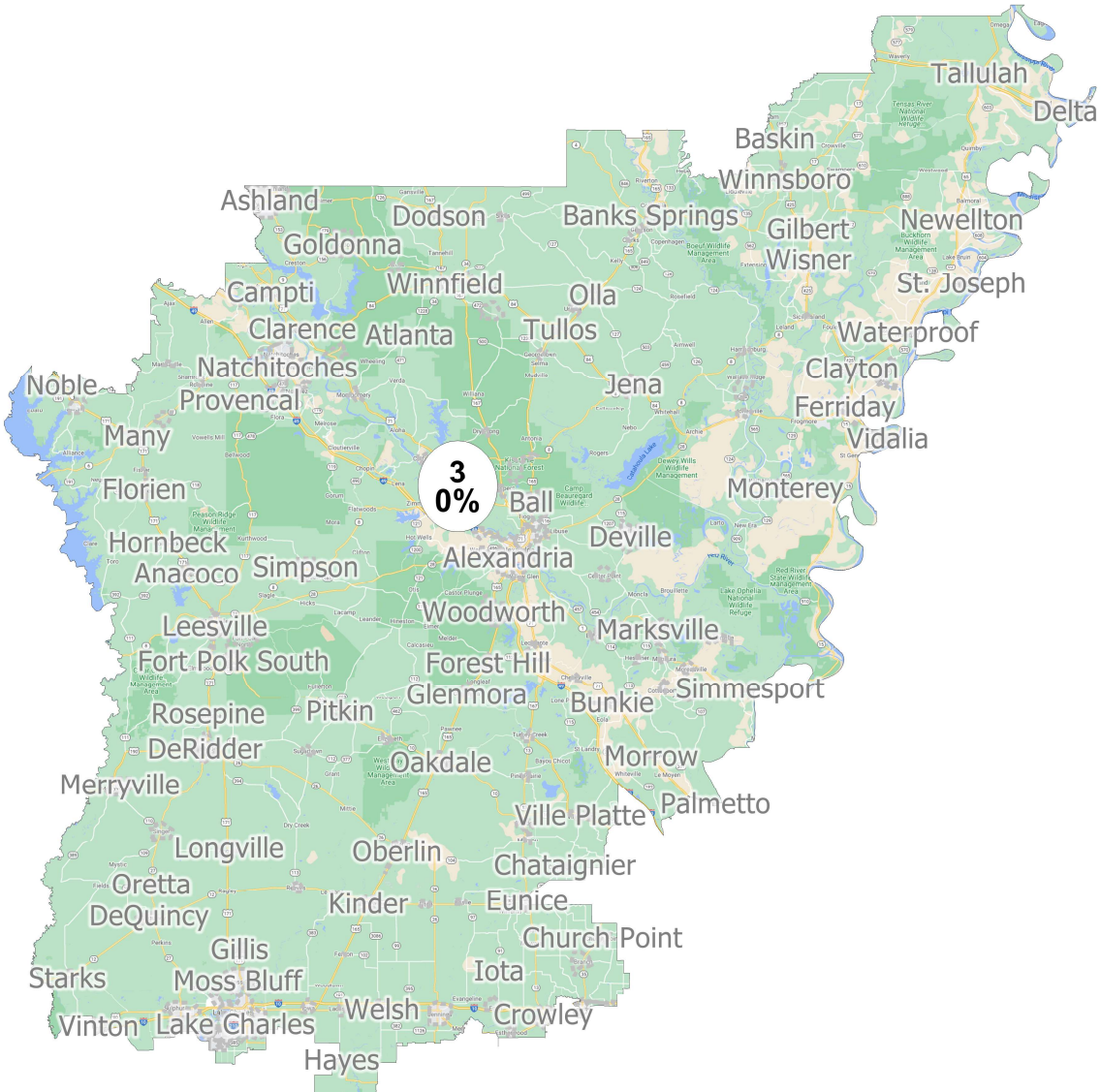
Field	Value
District	2
% NH White CVAP 19	72.4%
Population	776294
Deviation	1
% Deviation	0%
Reock	0.2
% D 20_Pres	28.1%
% R 20_Pres	71.9%
% NH CVAP 19	97.5%
% NH Black CVAP 19	21.7%
% NH Asian CVAP 19	1.2%
% H CVAP 19	2.5%
18+_AP_BlK	128883
% 18+_AP_BlK	21.9%
18+_AP_Ind	16573
% 18+_AP_Ind	2.82%
18+_AP_Asn	11994
% 18+_AP_Asn	2.04%
18+_AP_Hwn	556
% 18+_AP_Hwn	0.09%
NH18+_Wht	400715
% NH18+_Wht	68.08%
H18+_Pop	31092
% H18+_Pop	5.28%
18+_Pop	588627
D 20_Pres	102960.78
R 20_Pres	264074.72
20_Pres	367035.50
% 20_Pres	47.28%
Total CVAP 19	579853.97
% Total CVAP 19	74.7%
NH CVAP 19	565311.27
NH White CVAP 19	420043.03
NH Black CVAP 19	125641.47
NH Asian CVAP 19	6824.88

Map layers

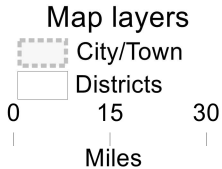
- City/Town
- Districts



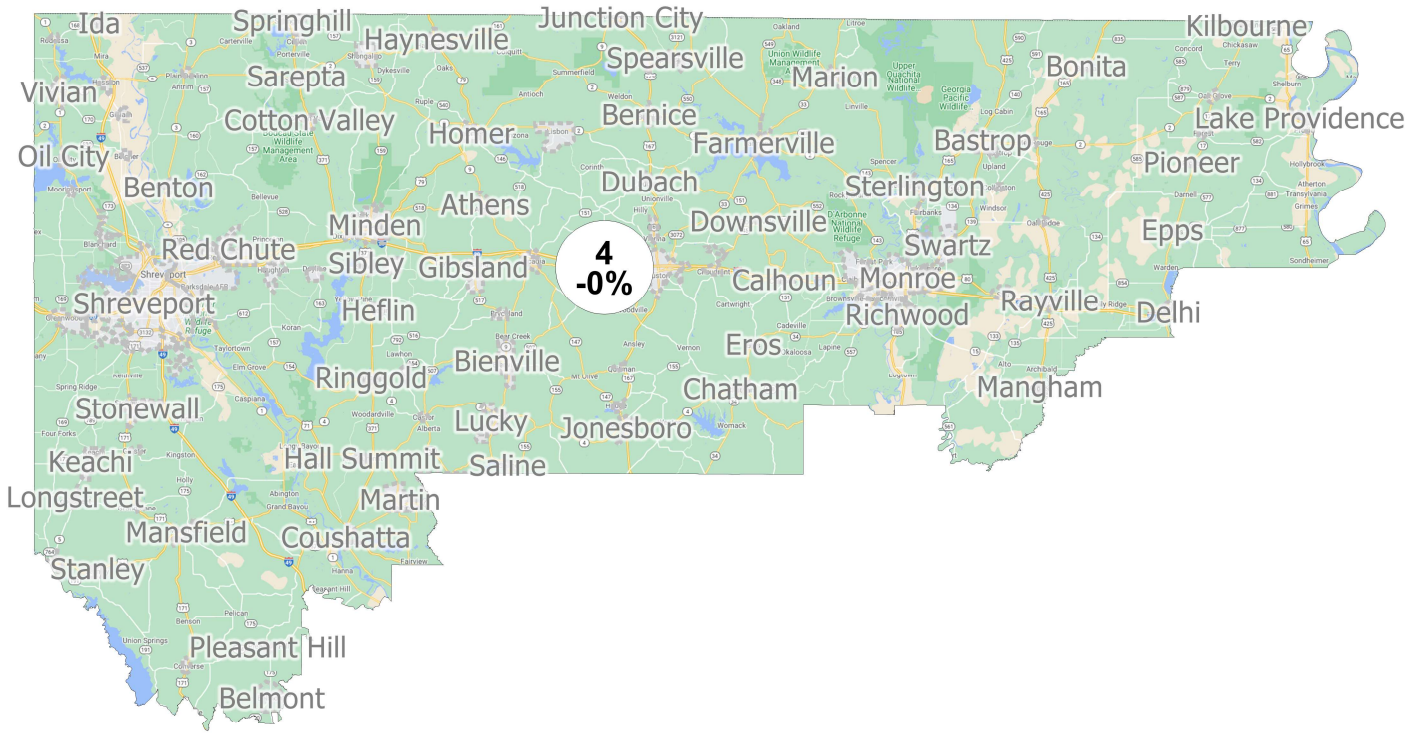
District: 3



Field	Value
District	3
% NH White CVAP 19	69.7%
Population	776293
Deviation	0
% Deviation	0%
Reock	0.41
% D 20_Pres	28.5%
% R 20_Pres	71.5%
% NH CVAP 19	97.7%
% NH Black CVAP 19	25.6%
% NH Asian CVAP 19	0.7%
% H CVAP 19	2.3%
18+_AP_Blk	149617
% 18+_AP_Blk	25.37%
18+_AP_Ind	14513
% 18+_AP_Ind	2.46%
18+_AP_Asn	8786
% 18+_AP_Asn	1.49%
18+_AP_Hwn	988
% 18+_AP_Hwn	0.17%
NH18+_Wht	390302
% NH18+_Wht	66.18%
H18+_Pop	26287
% H18+_Pop	4.46%
18+_Pop	589729
D 20_Pres	93305.41
R 20_Pres	234292.18
20_Pres	327597.59
% 20_Pres	42.2%
Total CVAP 19	580535.14
% Total CVAP 19	74.78%
NH CVAP 19	567064.78
NH White CVAP 19	404419.11
NH Black CVAP 19	148859.71
NH Asian CVAP 19	3989.53





District: 4



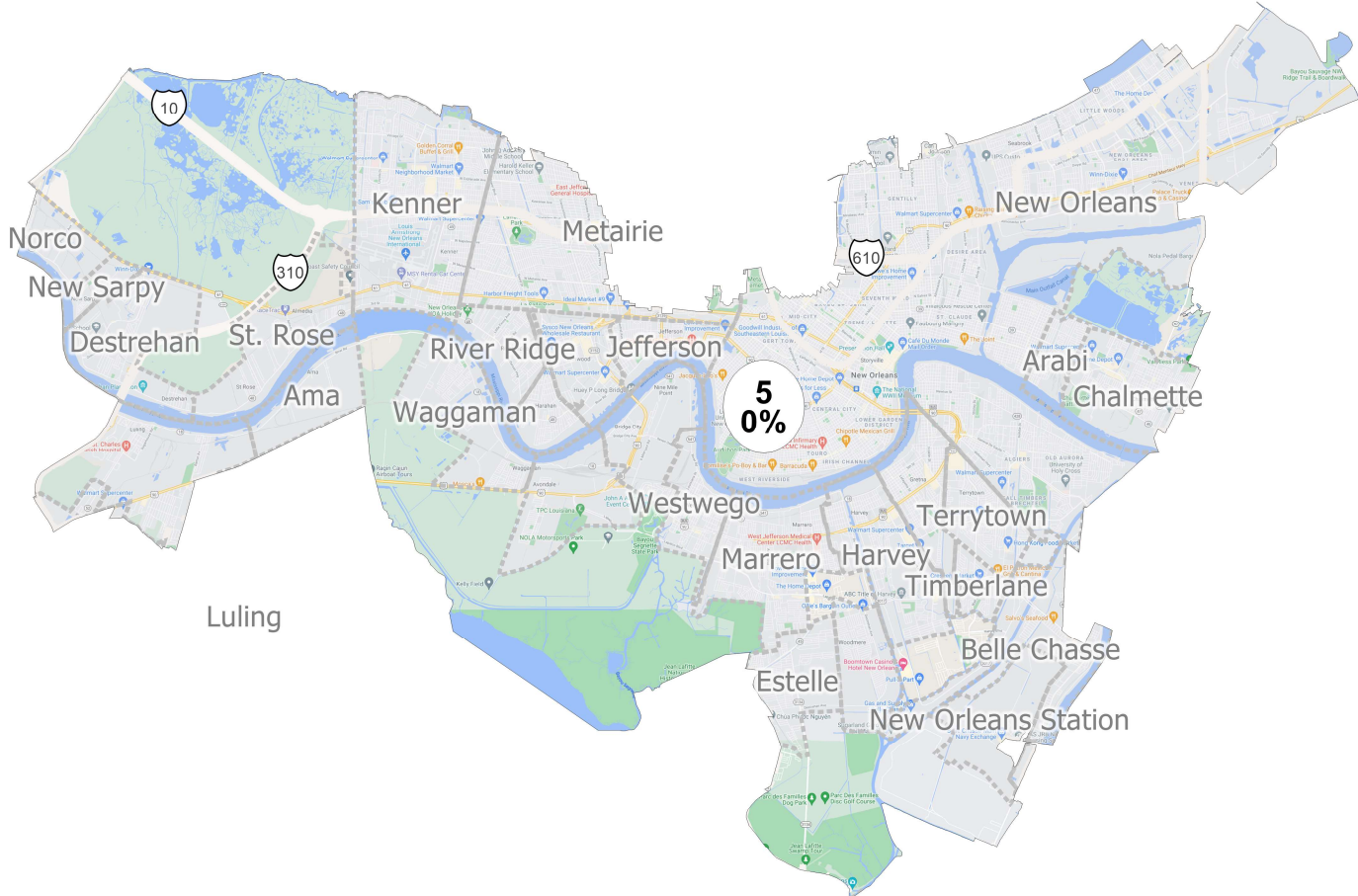
Field	Value
District	4
% NH White CVAP 19	58.5%
Population	776292
Deviation	-1
% Deviation	-0%
Reock	0.38
% D 20_Pres	40.4%
% R 20_Pres	59.6%
% NH CVAP 19	97.9%
% NH Black CVAP 19	37.7%
% NH Asian CVAP 19	0.9%
% H CVAP 19	2.1%
18+_AP_Blk	221512
% 18+_AP_Blk	37.33%
18+_AP_Ind	12617
% 18+_AP_Ind	2.13%
18+_AP_Asn	9575
% 18+_AP_Asn	1.61%
18+_AP_Hwn	698
% 18+_AP_Hwn	0.12%
NH18+_Wht	329232
% NH18+_Wht	55.48%
H18+_Pop	20955
% H18+_Pop	3.53%
18+_Pop	593440
D 20_Pres	139242.53
R 20_Pres	205021.20
20_Pres	344263.73
% 20_Pres	44.35%
Total CVAP 19	590432.21
% Total CVAP 19	76.06%
NH CVAP 19	578233.50
NH White CVAP 19	345243.39
NH Black CVAP 19	222324.92
NH Asian CVAP 19	5285.25

Map layers

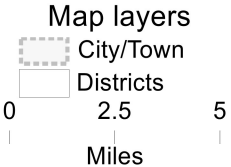
-  City/Town
-  Districts



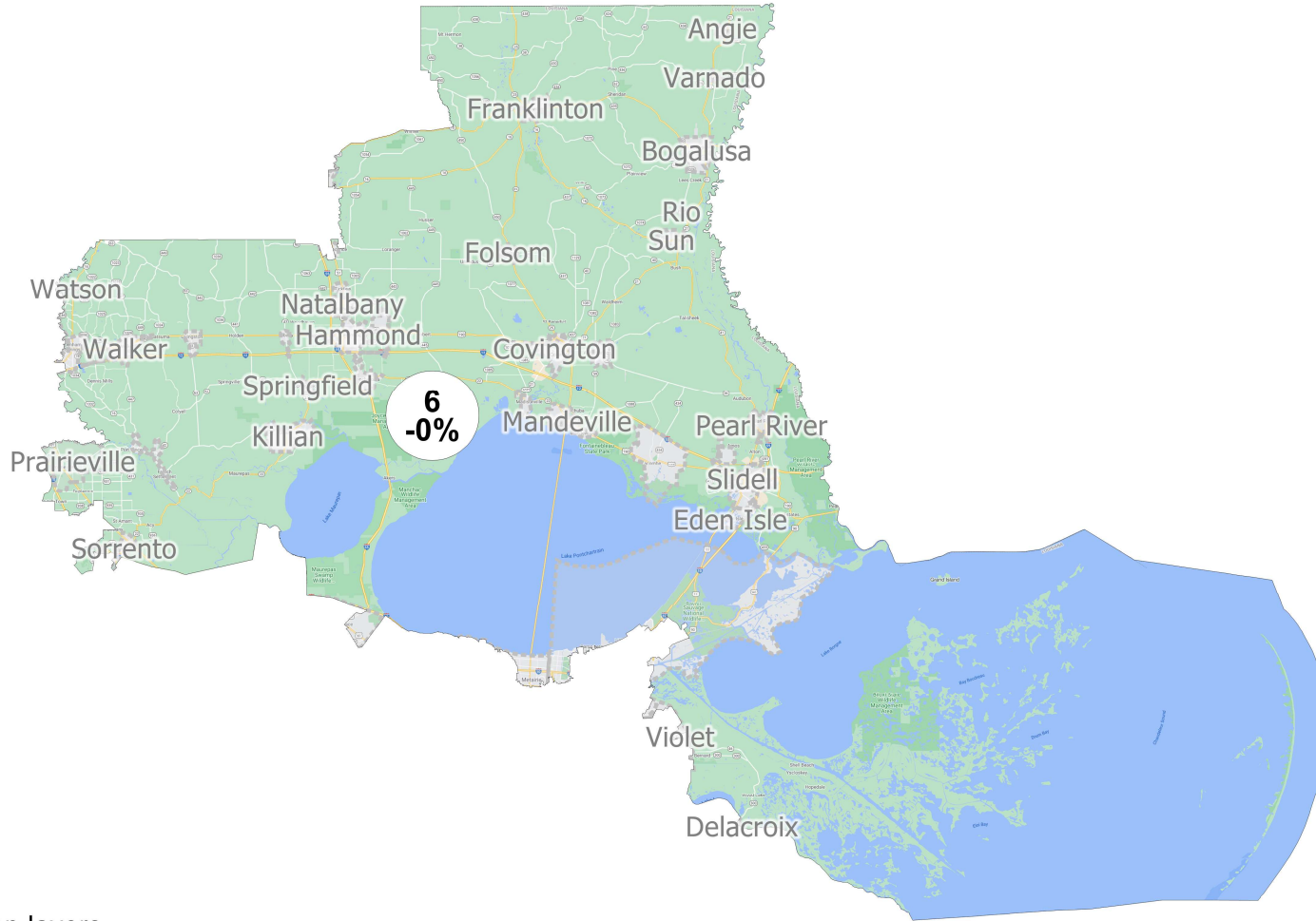
District: 5



Field	Value
District	5
% NH White CVAP 19	44.8%
Population	776293
Deviation	0
% Deviation	0%
Reock	0.38
% D 20_Pres	65.5%
% R 20_Pres	34.5%
% NH CVAP 19	94.0%
% NH Black CVAP 19	45.5%
% NH Asian CVAP 19	2.8%
% H CVAP 19	6.0%
18+_AP_BlK	258089
% 18+_AP_BlK	42.42%
18+_AP_Ind	10949
% 18+_AP_Ind	1.8%
18+_AP_Asn	26089
% 18+_AP_Asn	4.29%
18+_AP_Hwn	741
% 18+_AP_Hwn	0.12%
NH18+_WhT	248920
% NH18+_WhT	40.92%
H18+_Pop	71825
% H18+_Pop	11.81%
18+_Pop	608378
D 20_Pres	219868.47
R 20_Pres	115633.52
20_Pres	335502.00
% 20_Pres	43.22%
Total CVAP 19	579230.71
% Total CVAP 19	74.61%
NH CVAP 19	544668.22
NH White CVAP 19	259600.77
NH Black CVAP 19	263648.53
NH Asian CVAP 19	16393.13



District: 6



Field	Value
District	6
% NH White CVAP 19	80.6%
Population	776292
Deviation	-1
% Deviation	-0%
Reock	0.38
% D 20_Pres	26.8%
% R 20_Pres	73.2%
% NH CVAP 19	96.5%
% NH Black CVAP 19	13.7%
% NH Asian CVAP 19	1.2%
% H CVAP 19	3.5%
18+_AP_BlK	87634
% 18+_AP_BlK	14.87%
18+_AP_Ind	12432
% 18+_AP_Ind	2.11%
18+_AP_Asn	11849
% 18+_AP_Asn	2.01%
18+_AP_Hwn	656
% 18+_AP_Hwn	0.11%
NH18+_Wht	434316
% NH18+_Wht	73.7%
H18+_Pop	42116
% H18+_Pop	7.15%
18+_Pop	589327
D 20_Pres	98491.83
R 20_Pres	268827.40
20_Pres	367319.23
% 20_Pres	47.32%
Total CVAP 19	554237.88
% Total CVAP 19	71.4%
NH CVAP 19	534982.37
NH White CVAP 19	446947.19
NH Black CVAP 19	76150.23
NH Asian CVAP 19	6743.24

