





















ID	Population		Shapes		Partisan Lean			Total
	Total	+/-			Dem	Rep	Oth	
Un	0				0.00%	0.00%	0.00%	0
"1"	771,926	0.00%			75.69%	21.40%	2.91%	595,409
"2"	771,920	0.00%			81.83%	15.16%	3.01%	613,073
"3"	771,925	0.00%			53.64%	42.83%	3.52%	599,419
"4"	771,926	0.00%			58.51%	38.21%	3.29%	597,396
"5"	771,924	0.00%			86.12%	11.59%	2.28%	599,304
"6"	771,912	0.00%			59.03%	38.17%	2.80%	598,066
"7"	771,925	0.00%			36.79%	60.22%	3.00%	608,363
"8"	771,925	0.00%			39.65%	56.97%	3.38%	604,155
	<b>771,923</b>	<b>0.00%</b>			<b>60.24%</b>	<b>36.72%</b>	<b>3.04%</b>	<b>601,898</b>

### Notes

- The 0% population deviation is within the 0.75% threshold tolerated by the courts.
- Two districts lean Republican, six lean Democratic, and none fall in the 45–55% competitive range
- There are four majority-minority districts.