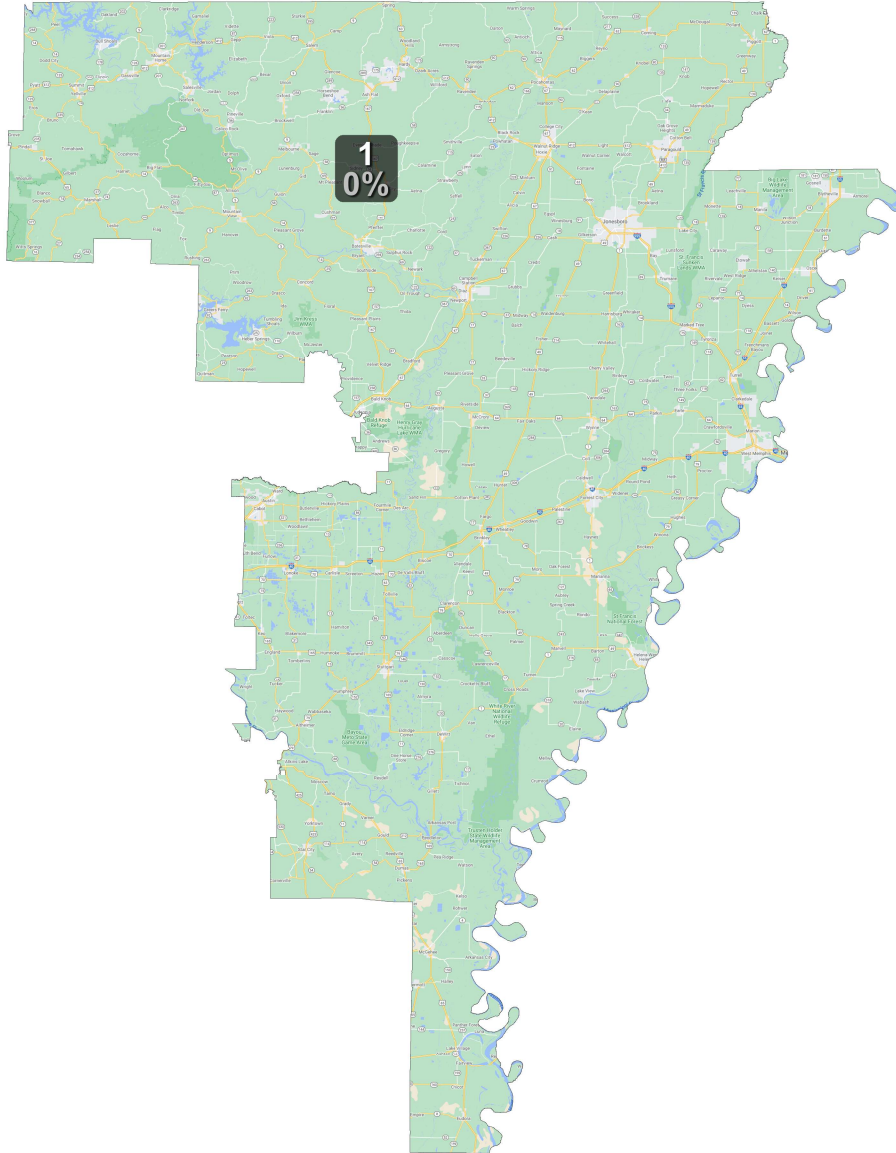
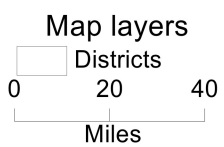


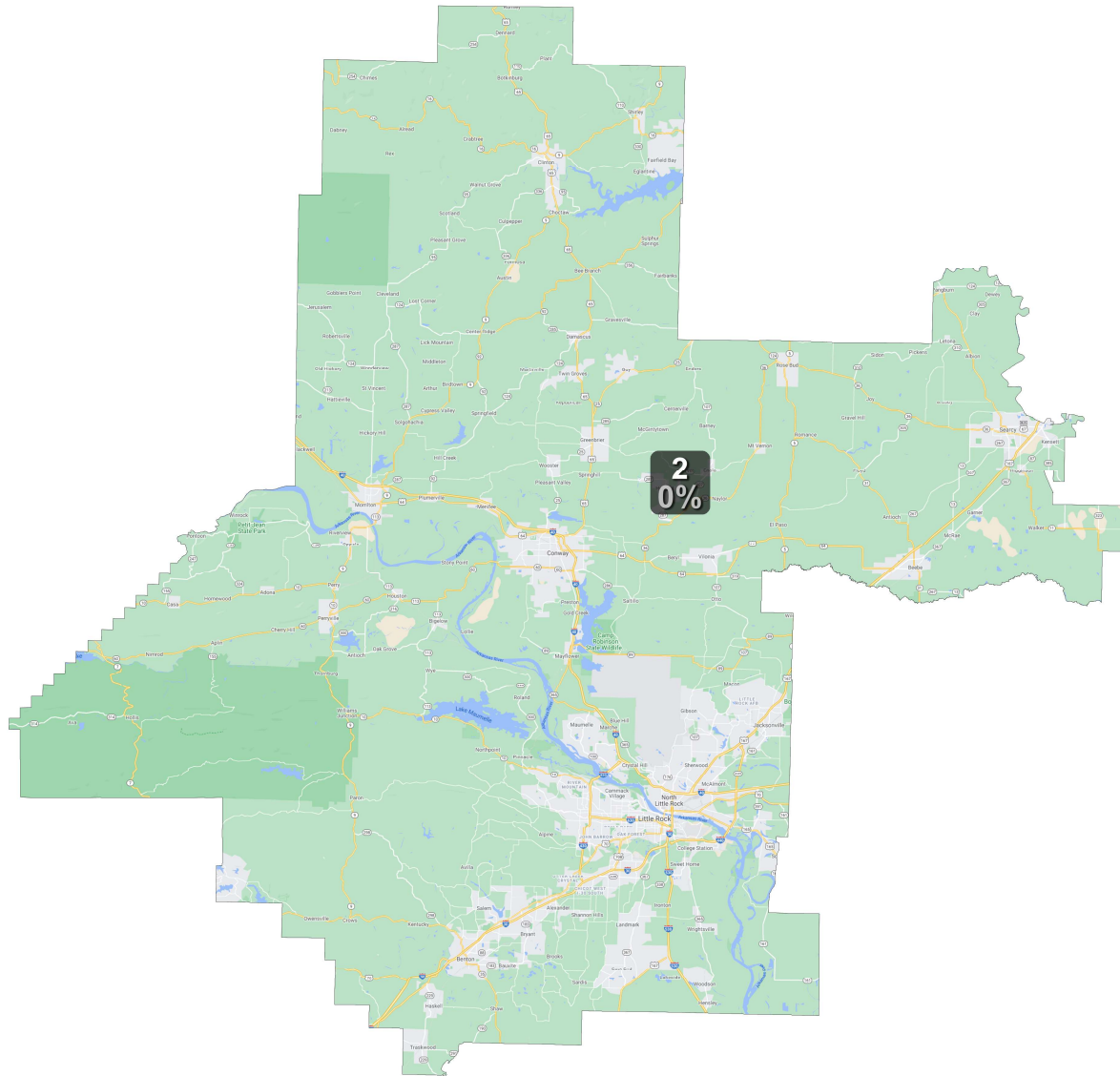
District: 1



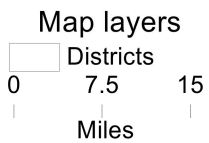
Field	Value
District	1
Population	752881
Deviation	0
% Deviation	0%
ernate Schwartzberg	2.58
Polsby Popper	0.15
Perimeter	1,332.31
Reock	0.38
NH_Wht	554589
% NH_Wht	73.66%
AP_BlK	137547
% AP_BlK	18.27%
AP_Ind	20518
% AP_Ind	2.73%
AP_Asn	7656
% AP_Asn	1.02%
AP_Hwn	1869
% AP_Hwn	0.25%
AP_Oth	26815
% AP_Oth	3.56%
Hispanic Origin	29562
% Hispanic Origin	3.93%
18+_Pop	580485
NH18+_Wht	441765
% NH18+_Wht	76.1%
18+_AP_BlK	96342
% 18+_AP_BlK	16.6%
18+_AP_Ind	15768
% 18+_AP_Ind	2.72%
18+_AP_Asn	5425
% 18+_AP_Asn	0.93%
18+_AP_Hwn	1064
% 18+_AP_Hwn	0.18%
18+_AP_Oth	17893
% 18+_AP_Oth	3.08%
H18+_Pop	18264
% H18+_Pop	3.15%



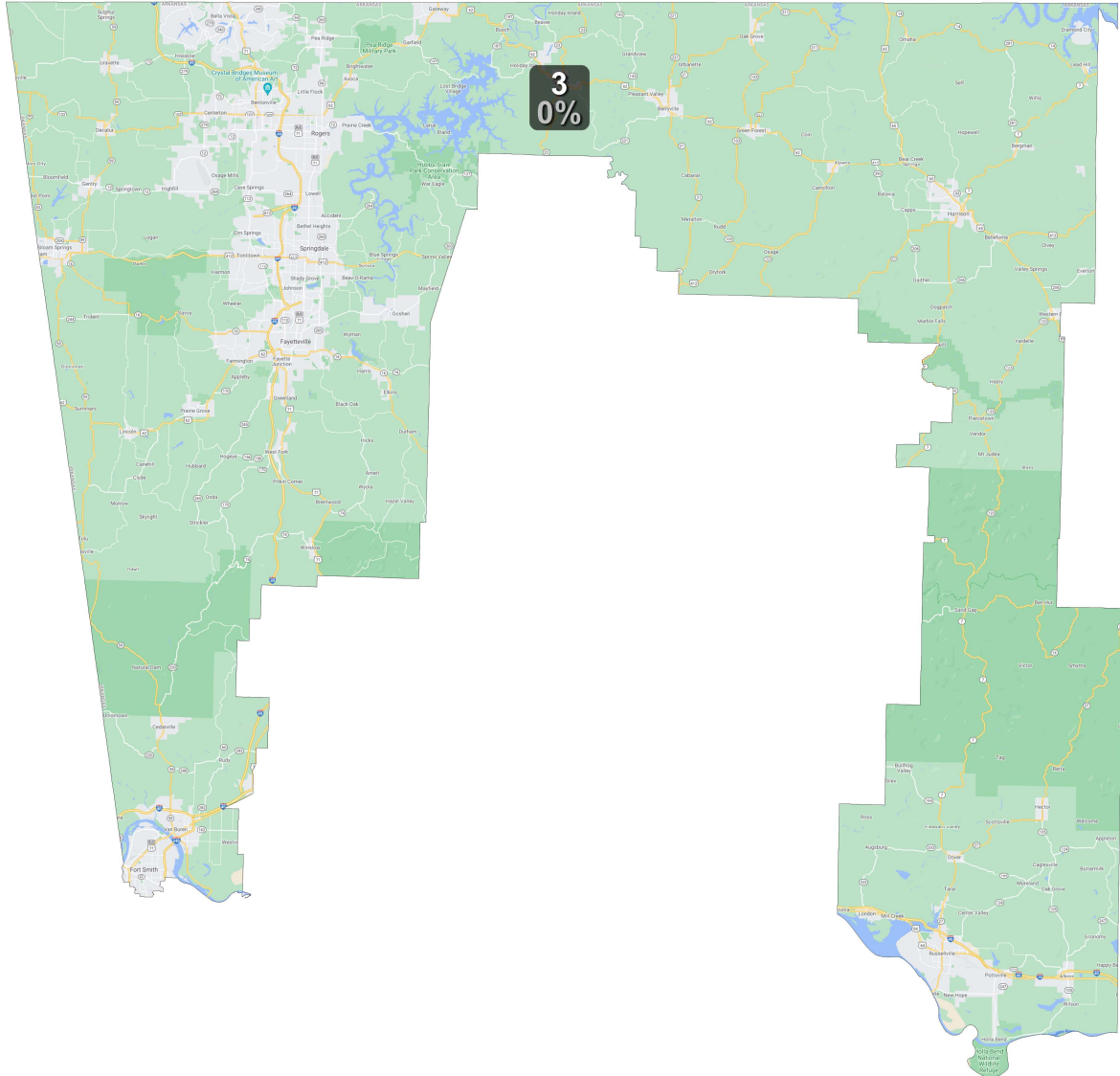
District: 2



Field	Value
District	2
Population	752881
Deviation	0
% Deviation	0%
ernate Schwartzberg	1.9
Polsby Popper	0.28
Perimeter	460
Reock	0.56
NH_Wht	472556
% NH_Wht	62.77%
AP_Blk	187646
% AP_Blk	24.92%
AP_Ind	23171
% AP_Ind	3.08%
AP_Asn	18531
% AP_Asn	2.46%
AP_Hwn	1041
% AP_Hwn	0.14%
AP_Oth	46881
% AP_Oth	6.23%
Hispanic Origin	52933
% Hispanic Origin	7.03%
18+_Pop	581040
NH18+_Wht	382404
% NH18+_Wht	65.81%
18+_AP_Blk	134191
% 18+_AP_Blk	23.09%
18+_AP_Ind	17357
% 18+_AP_Ind	2.99%
18+_AP_Asn	13379
% 18+_AP_Asn	2.3%
18+_AP_Hwn	700
% 18+_AP_Hwn	0.12%
18+_AP_Oth	31049
% 18+_AP_Oth	5.34%



District: 3

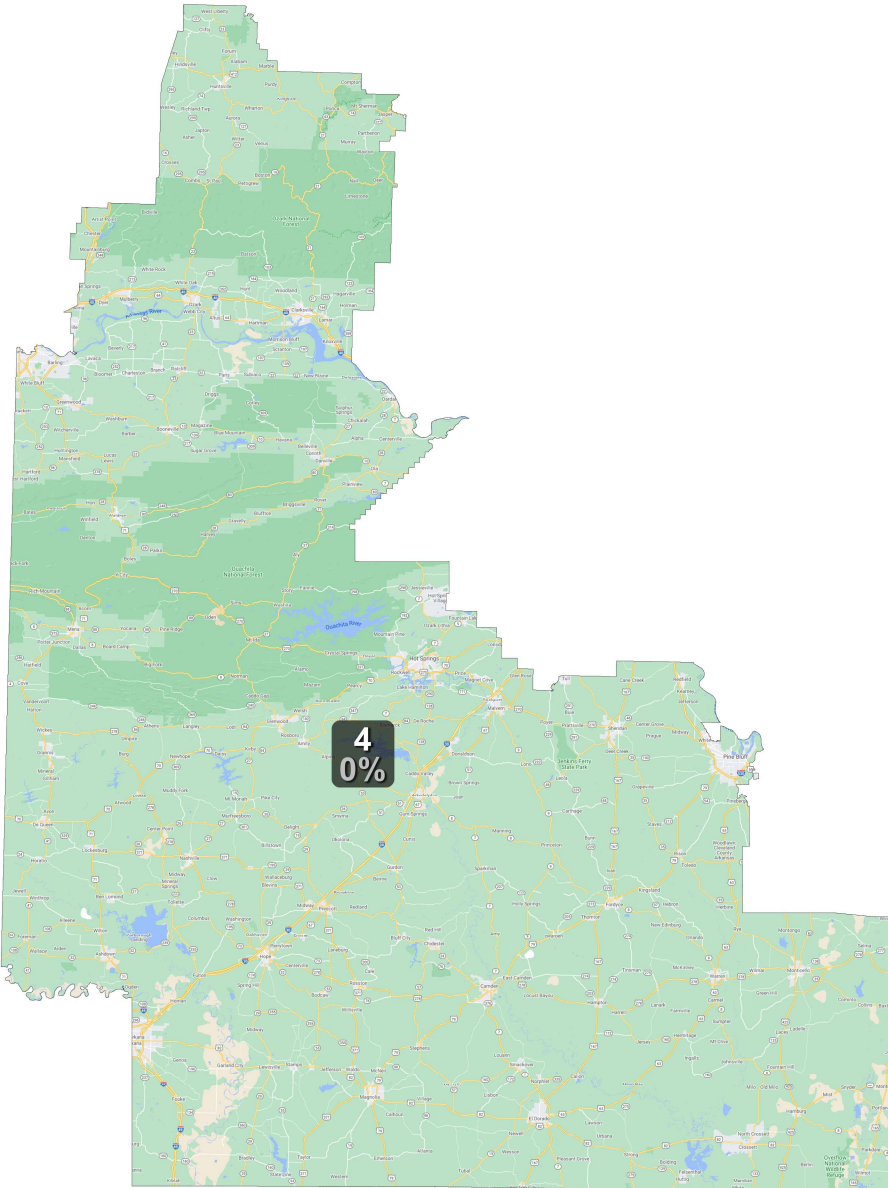


Field	Value
District	3
Population	752881
Deviation	0
% Deviation	0%
ernate Schwartzberg	2.36
Polsby Popper	0.18
Perimeter	567.35
Reock	0.32
NH_Wht	514782
% NH_Wht	68.37%
AP_BlK	30549
% AP_BlK	4.06%
AP_Ind	42692
% AP_Ind	5.67%
AP_Asn	30677
% AP_Asn	4.07%
AP_Hwn	13307
% AP_Hwn	1.77%
AP_Oth	103904
% AP_Oth	13.8%
Hispanic Origin	125089
% Hispanic Origin	16.61%
18+_Pop	566844
NH18+_Wht	409440
% NH18+_Wht	72.23%
18+_AP_BlK	19606
% 18+_AP_BlK	3.46%
18+_AP_Ind	30303
% 18+_AP_Ind	5.35%
18+_AP_Asn	21747
% 18+_AP_Asn	3.84%
18+_AP_Hwn	7502
% 18+_AP_Hwn	1.32%
18+_AP_Oth	68496
% 18+_AP_Oth	12.08%

Map layers



District: 4



Field	Value
District	4
Population	752881
Deviation	0
% Deviation	0%
ernate Schwartzberg	1.82
Polsby Popper	0.3
Perimeter	973.76
Reock	0.41
NH_Wht	521623
% NH_Wht	69.28%
AP_Blak	140226
% AP_Blak	18.63%
AP_Ind	29233
% AP_Ind	3.88%
AP_Asn	11694
% AP_Asn	1.55%
AP_Hwn	1657
% AP_Hwn	0.22%
AP_Oth	42906
% AP_Oth	5.7%
Hispanic Origin	49263
% Hispanic Origin	6.54%
18+_Pop	583904
NH18+_Wht	420163
% NH18+_Wht	71.96%
18+_AP_Blak	101739
% 18+_AP_Blak	17.42%
18+_AP_Ind	21484
% 18+_AP_Ind	3.68%
18+_AP_Asn	8188
% 18+_AP_Asn	1.4%
18+_AP_Hwn	1027
% 18+_AP_Hwn	0.18%
18+_AP_Oth	28255
% 18+_AP_Oth	4.84%
H18+_Pop	30522
% H18+_Pop	5.23%

