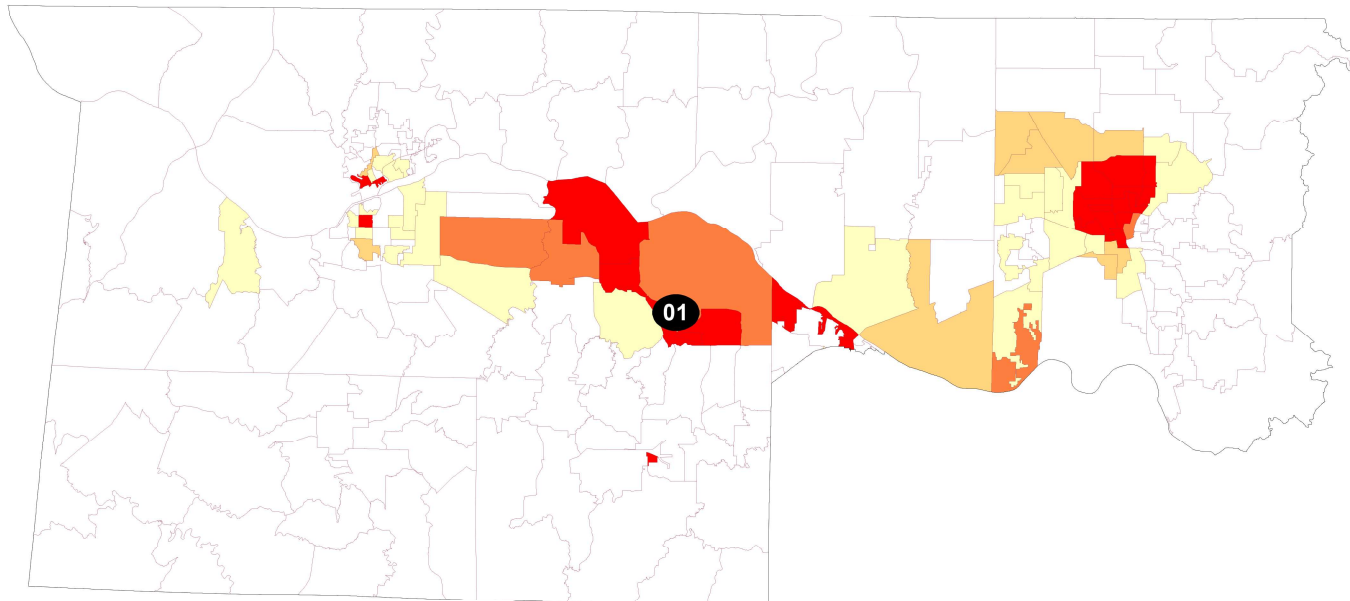
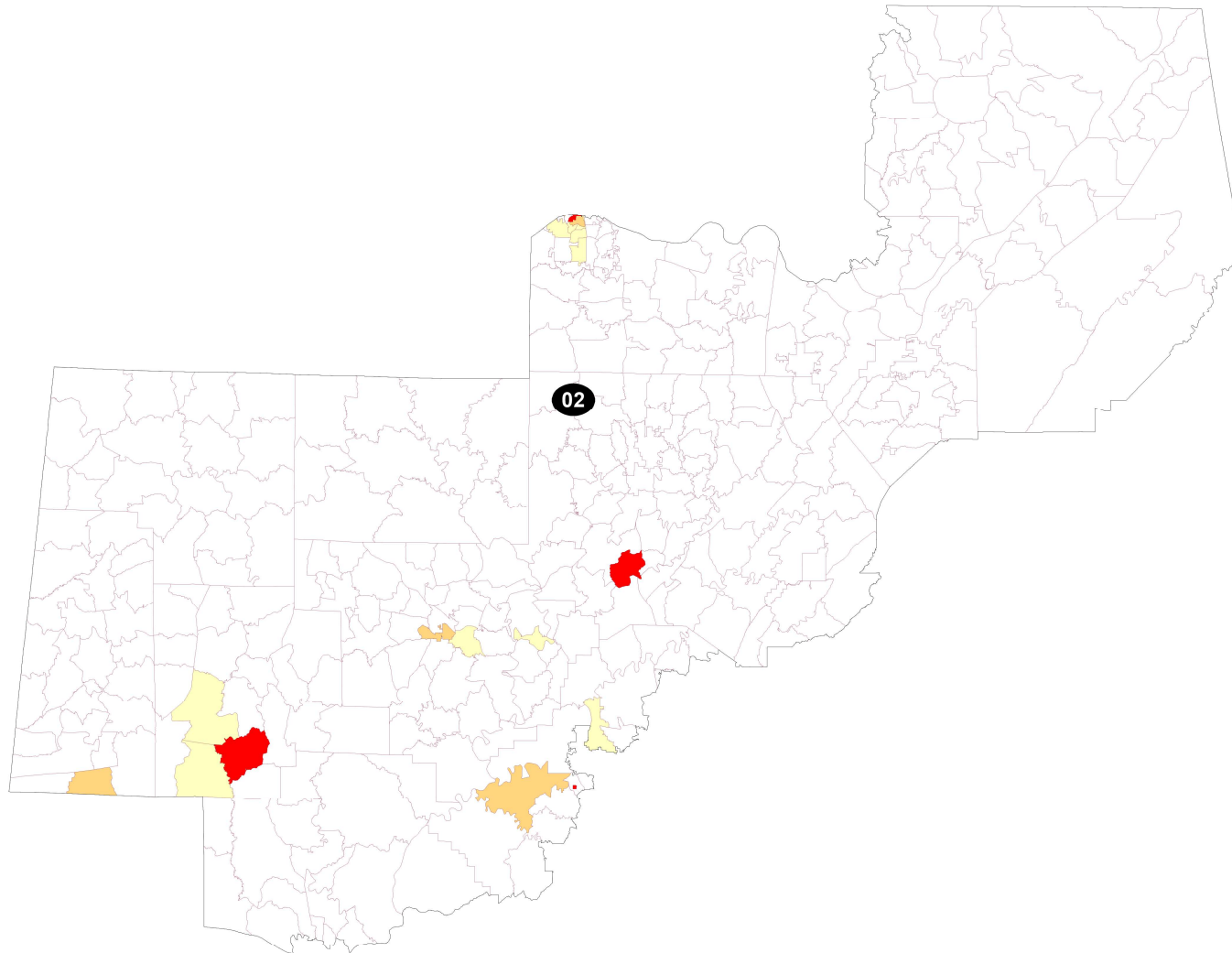


District: 01



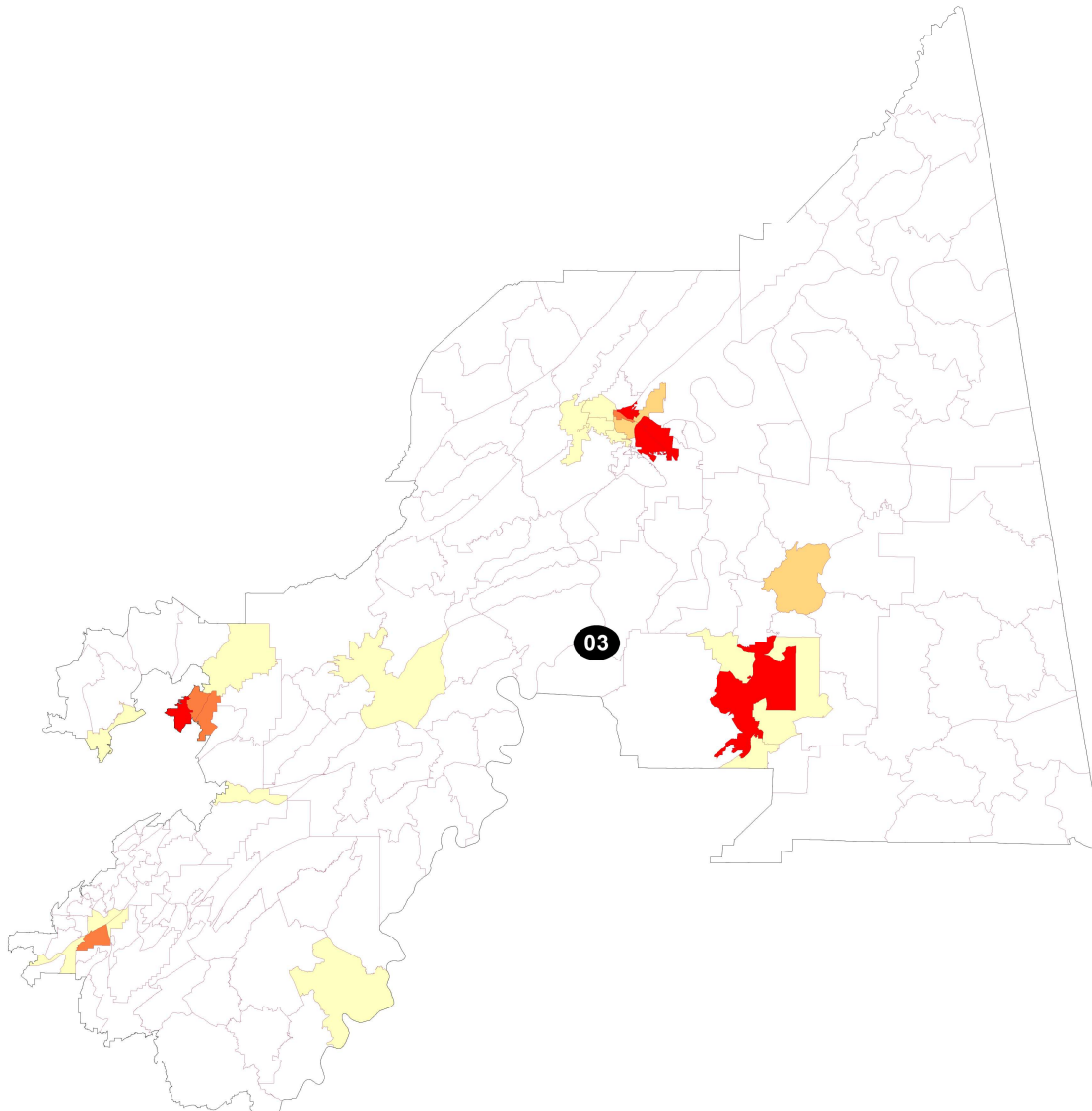
Field	Value
District	01
Population	717,754
Deviation	0
% Deviation	0.0%
18+_Pop	561,715
% NH18+_Wht	70.1%
% 18+_AP_BlK	19.1%
% 18+_AP_Ind	3.3%
% 18+_AP_Asn	2.5%
% 18+_AP_Hwn	0.2%
% 18+_AP_Oth	4.7%
% H18+_Pop	5.2%
Total CVAP 19	514,809
% NH CVAP 19	97.5%
% NH White CVAP 19	74.9%
% NH Black CVAP 19	19.0%
% NH Asian CVAP 19	1.5%
% H CVAP 19	2.5%
20_Pres	341,764
% D 20_Pres	37.7%
% R 20_Pres	62.3%
Alternate Schwartzberg	1.54
Polsby Popper	0.42
Perimeter	351.74
Reock	0.39

District: 02



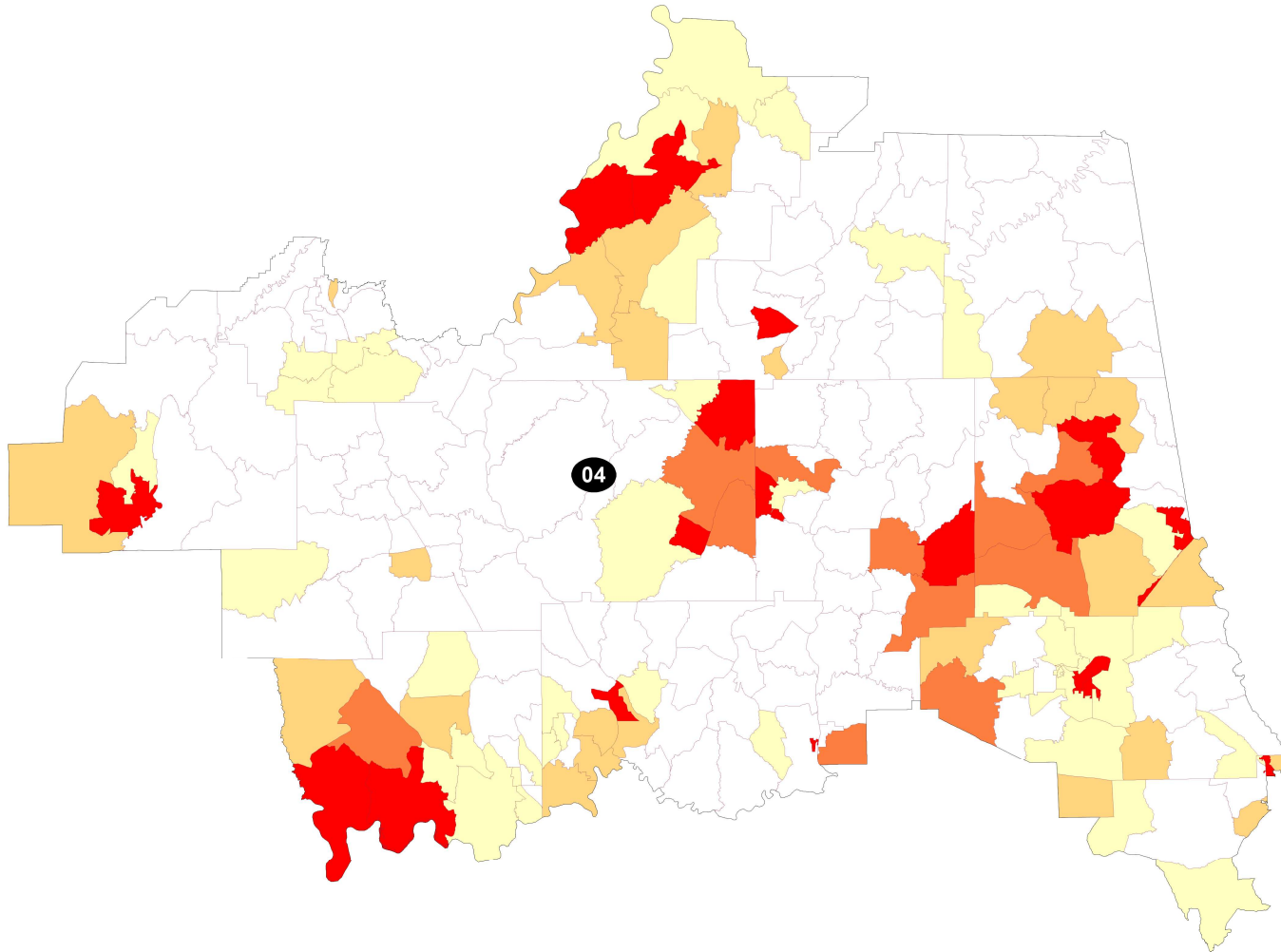
Field	Value
District	02
Population	717,754
Deviation	0
% Deviation	0.0%
18+_Pop	554,602
% NH18+_Wht	84.6%
% 18+_AP_Blk	5.1%
% 18+_AP_Ind	3.5%
% 18+_AP_Asn	0.7%
% 18+_AP_Hwn	0.1%
% 18+_AP_Oth	5.3%
% H18+_Pop	6.0%
Total CVAP 19	519,281
% NH CVAP 19	97.6%
% NH White CVAP 19	90.5%
% NH Black CVAP 19	5.0%
% NH Asian CVAP 19	0.5%
% H CVAP 19	2.4%
20_Pres	326,314
% D 20_Pres	15.2%
% R 20_Pres	84.8%
Alternate Schwartzberg	1.91
Polsby Popper	0.27
Perimeter	642.62
Reock	0.34

District: 03



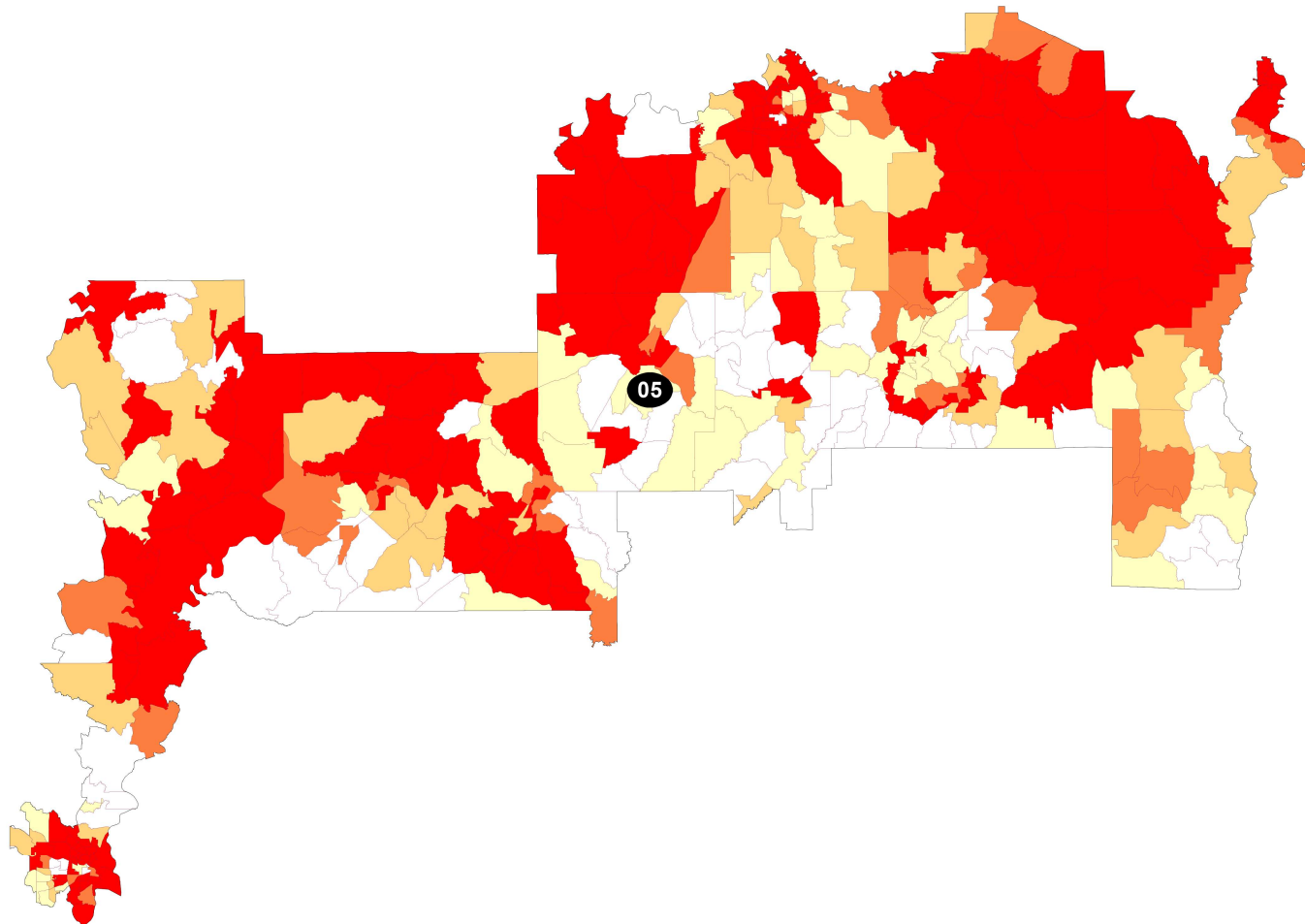
Field	Value
District	03
Population	717,754
Deviation	0
% Deviation	0.0%
18+_Pop	558,914
% NH18+_Wht	76.8%
% 18+_AP_BlK	14.7%
% 18+_AP_Ind	2.3%
% 18+_AP_Asn	2.4%
% 18+_AP_Hwn	0.1%
% 18+_AP_Oth	3.5%
% H18+_Pop	3.7%
Total CVAP 19	519,143
% NH CVAP 19	98.4%
% NH White CVAP 19	81.8%
% NH Black CVAP 19	14.5%
% NH Asian CVAP 19	1.3%
% H CVAP 19	1.6%
20_Pres	350,081
% D 20_Pres	28.4%
% R 20_Pres	71.6%
Alternate Schwartzberg	2.43
Polsby Popper	0.17
Perimeter	526.93
Reock	0.36

District: 04



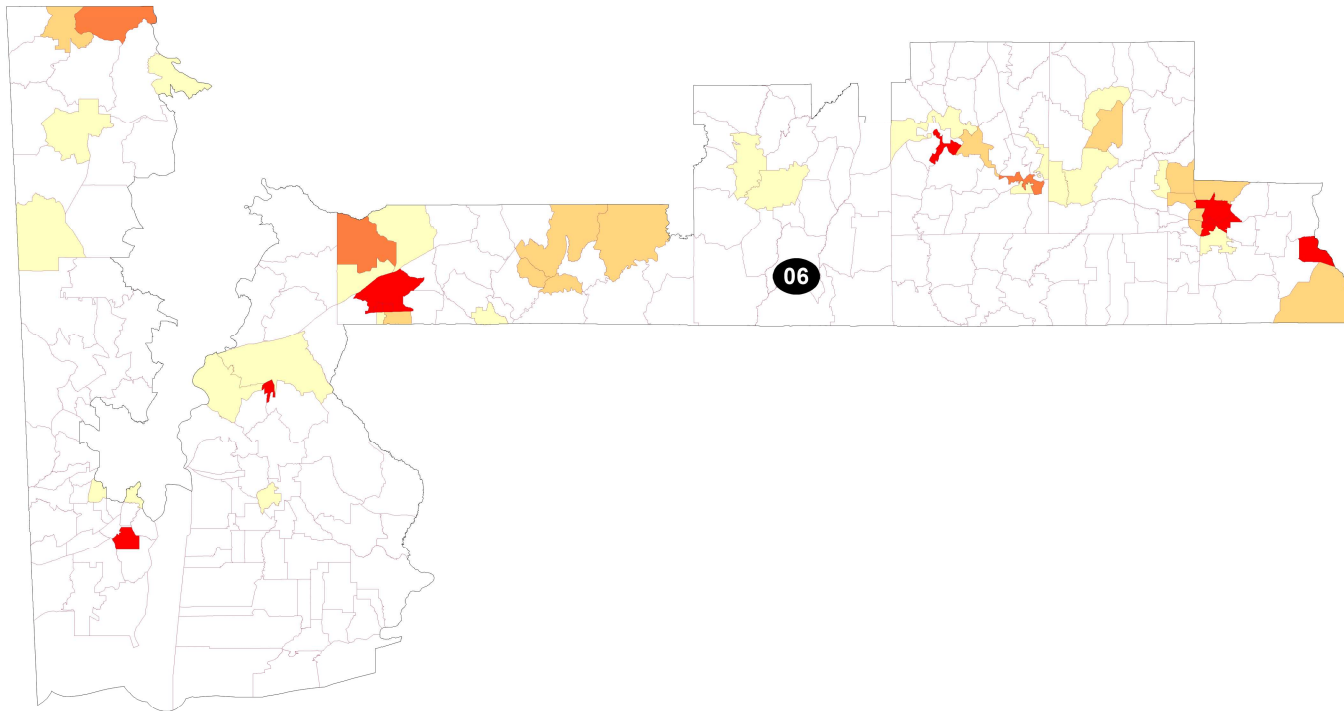
Field	Value
District	04
Population	717,755
Deviation	1
% Deviation	0.0%
18+_Pop	558,633
% NH18+_Wht	69.1%
% 18+_AP_BlK	22.6%
% 18+_AP_Ind	2.1%
% 18+_AP_Asn	2.2%
% 18+_AP_Hwn	0.1%
% 18+_AP_Oth	3.6%
% H18+_Pop	3.9%
Total CVAP 19	517,528
% NH CVAP 19	97.9%
% NH White CVAP 19	73.2%
% NH Black CVAP 19	23.0%
% NH Asian CVAP 19	0.8%
% H CVAP 19	2.1%
20_Pres	317,972
% D 20_Pres	31.7%
% R 20_Pres	68.3%
Alternate Schwartzberg	2.03
Polsby Popper	0.24
Perimeter	634.21
Reock	0.45

District: 05



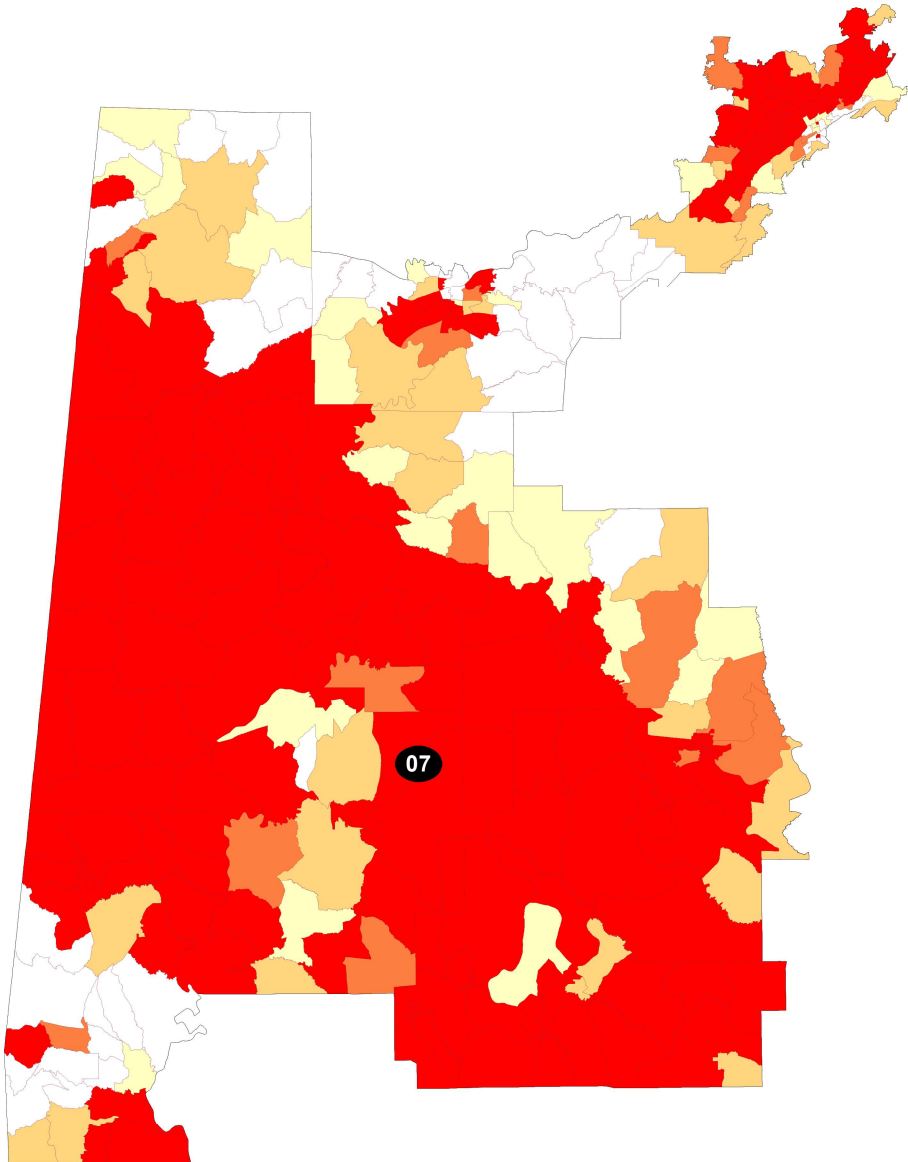
Field	Value
District	05
Population	717,754
Deviation	0
% Deviation	0.0%
18+_Pop	559,926
% NH18+_Wht	42.6%
% 18+_AP_BlK	50.7%
% 18+_AP_Ind	1.9%
% 18+_AP_Asn	2.2%
% 18+_AP_Hwn	0.1%
% 18+_AP_Oth	2.6%
% H18+_Pop	2.9%
Total CVAP 19	549,598
% NH CVAP 19	98.6%
% NH White CVAP 19	44.7%
% NH Black CVAP 19	51.6%
% NH Asian CVAP 19	1.1%
% H CVAP 19	1.4%
20_Pres	316,593
% D 20_Pres	57.7%
% R 20_Pres	42.3%
Alternate Schwartzberg	2.85
Polsby Popper	0.12
Perimeter	1,041.53
Reock	0.26

District: 06



Field	Value
District	06
Population	717,754
Deviation	0
% Deviation	0.0%
18+_Pop	556,497
% NH18+_Wht	75.9%
% 18+_AP_BlK	15.1%
% 18+_AP_Ind	3.1%
% 18+_AP_Asn	1.8%
% 18+_AP_Hwn	0.2%
% 18+_AP_Oth	3.6%
% H18+_Pop	3.9%
Total CVAP 19	521,174
% NH CVAP 19	97.4%
% NH White CVAP 19	79.4%
% NH Black CVAP 19	15.2%
% NH Asian CVAP 19	1.2%
% H CVAP 19	2.6%
20_Pres	320,339
% D 20_Pres	23.2%
% R 20_Pres	76.8%
Alternate Schwartzberg	3.04
Polsby Popper	0.11
Perimeter	987.56
Reock	0.23

District: 07



Field	Value
District	07
Population	717,754
Deviation	0
% Deviation	0.0%
18+_Pop	566,879
% NH18+_Wht	39.8%
% 18+_AP_Blak	53.4%
% 18+_AP_Ind	1.4%
% 18+_AP_Asn	1.5%
% 18+_AP_Hwn	0.1%
% 18+_AP_Oth	3.7%
% H18+_Pop	4.2%
Total CVAP 19	543,503
% NH CVAP 19	98.7%
% NH White CVAP 19	42.7%
% NH Black CVAP 19	54.6%
% NH Asian CVAP 19	0.7%
% H CVAP 19	1.3%
20_Pres	317,730
% D 20_Pres	67.3%
% R 20_Pres	32.7%
Alternate Schwartzberg	2.25
Polsby Popper	0.2
Perimeter	744.15
Reock	0.36